

CHARNWOOD BOROUGH COUNCIL

PLAYING PITCH STRATEGY

PREPARED BY

4 GLOBAL CONSULTING
AND
STRATEGIC LEISURE
LIMITED

DECEMBER 2018








TABLE OF CONTENTS


EXECUTIVE SUMMARY	1
INTRODUCTION	1
VISION	1
AIMS	1
OUR STRATEGY FOR PLAYING PITCHES AND OUTDOOR SPORTS FACILITIES	2
SPORTS AND GEOGRAPHICAL SCOPE	3
STRATEGY ANALYSIS - PLAYING PITCHES	6
SUMMARY OF PLAYING PITCH PROVISION BY SPORT	8
FOOTBALL	8
FOOTBALL RECOMMENDATIONS	13
CRICKET	15
CRICKET RECOMMENDATIONS	20
RUGBY UNION	24
RUGBY UNION RECOMMENDATIONS	26
HOCKEY	29
HOCKEY RECOMMENDATIONS	32
RUGBY LEAGUE	33
RUGBY LEAGUE RECOMMENDATIONS	33
NON-PPS SPORTS	35
ATHLETICS	35
ATHLETICS RECOMMENDATIONS	35
BOWLS	37
BOWLS RECOMMENDATIONS	38
CYCLING	41
SUPPLY OF BMX FACILITIES IN CHARNWOOD	41
CYCLING RECOMMENDATIONS	42
GOLF	44
GOLF RECOMMENDATIONS	45
NETBALL	47
NETBALL RECOMMENDATIONS	48
TENNIS	49
TENNIS RECOMMENDATIONS	51
SUSTAINABLE URBAN EXTENSION ANALYSIS	53
SUSTAINABLE URBAN EXTENSION RECOMMENDATIONS	53
SUMMARY CONCLUSION	54
1 INTRODUCTION AND SCOPE	55
INTRODUCTION	55
METHODOLOGY	56
REPORT STRUCTURE	57
SUB-AREAS	58
2 STRATEGIC CONTEXT	60
NATIONAL CONTEXT	60
A NEW STRATEGY FOR AN ACTIVE NATION: SPORTING FUTURE (2015)	61
A NEW STRATEGY FOR SPORT - DEPARTMENT FOR CULTURE, MEDIA AND SPORT	62
EVERYBODY ACTIVE, EVERY DAY PUBLIC HEALTH ENGLAND (PHE) OCTOBER 2014	62
LOCAL LEVEL	62
THE CHARNWOOD LOCAL PLAN 2011-2028 CORE STRATEGY	63
POLICY CS 15 OPEN SPACES, SPORTS AND RECREATION	63
FUTURE DEVELOPMENT IN THE BOROUGH	64




POPULATION PROFILES AND PROJECTIONS	64
POPULATION DISTRIBUTION	65
DEPRIVATION	67
THE ECONOMIC VALUE OF SPORT	68
THE VALUE OF PARTICIPATION	68
CURRENT PARTICIPATION RATES	69
SPORT ENGLAND KEY PERFORMANCE INDICATORS	72
THE NEEDS ASSESSMENT – CORE PPS SPORTS	73
3 FOOTBALL	74
INTRODUCTION	74
STRATEGIC PRIORITIES FOR THE FOOTBALL ASSOCIATION	74
SUPPLY - QUALITY OVERVIEW	75
PITCH OWNERSHIP	78
PARISH COUNCILS	78
CHARNWOOD BOROUGH COUNCIL	78
ACADEMIES	78
LEICESTERSHIRE COUNTY COUNCIL AND COMMUNITY SCHOOLS	78
PRIVATE / COMMERCIAL	78
LOUGHBOROUGH UNIVERSITY / OTHER INDEPENDENT SCHOOLS	78
CHARITY / TRUST	79
LEISURE TRUST	79
DEMAND	81
MAJOR CLUB DEMAND SUMMARY	82
DEMAND DRIVEN BY POPULATION GROWTH	84
FUTURE DEMAND DRIVEN BY LATENT DEMAND	85
SUPPLY AND DEMAND BALANCE	86
SUB-AREA SUPPLY AND DEMAND ASSESSMENT	87
CHARNWOOD SUPPLY AND DEMAND	87
CHARNWOOD FOREST SUPPLY AND DEMAND	90
LOUGHBOROUGH SUPPLY AND DEMAND	92
RURAL SOUTH EAST SUPPLY AND DEMAND	94
SHEPshed - HATHERN SUPPLY AND DEMAND	95
SOAR VALLEY SUPPLY AND DEMAND	97
THE WOLDS SUPPLY AND DEMAND	98
PEAK DEMAND CAPACITY ANALYSIS	99
MEETING FUTURE DEMAND	101
ARTIFICIAL GRASS PITCHES (AGPs) FOR FOOTBALL	101
QUANTITY AND QUALITY OVERVIEW	102
CURRENT SUPPLY AND DEMAND BALANCE - ARTIFICIAL GRASS PITCHES	106
FUTURE SUPPLY AND DEMAND BALANCE – ARTIFICIAL GRASS PITCHES	106
MEETING CURRENT AND FUTURE DEMAND FOR 3G FACILITIES ACROSS CHARNWOOD	106
FOOTBALL SUMMARY	108
4 CRICKET	126
INTRODUCTION AND STRATEGIC CONTEXT	126
CRICKET UNLEASHED (2016)	126
CRICKET CONSULTATION OVERVIEW	126
ECB	126
KEY CLUBS	126
PROGRAMMES, INITIATIVES AND FUNDING OPPORTUNITIES	128
SUPPLY	128




QUANTITY OVERVIEW	128
TENURE AND MANAGEMENT	131
QUALITY ASSESSMENT	134
DEMAND	135
CLUB AND TEAM PROFILE	135
CURRENT AND FUTURE DEMAND	136
CAPACITY ANALYSIS FOR CRICKET IN CHARNWOOD	137
CHARNWOOD SUPPLY AND DEMAND	138
SUB-AREA SUPPLY AND DEMAND ANALYSIS	139
CHARNWOOD FOREST SUPPLY AND DEMAND	139
LOUGHBOROUGH SUPPLY AND DEMAND	141
RURAL SOUTH EAST SUPPLY AND DEMAND	142
SHEPSHED–HATHERN SUPPLY AND DEMAND	143
SOAR VALLEY SUPPLY AND DEMAND	144
THE WOLDS SUPPLY AND DEMAND	146
CAPACITY ANALYSIS	147
SCENARIO TESTING PREMIER LEAGUE GROUND CAPACITY	148
IMPORTED DEMAND	149
SITE BY SITE ANALYSIS	150
CRICKET SUMMARY	150
5 RUGBY UNION	163
INTRODUCTION AND STRATEGIC CONTEXT	163
RFU STRATEGIC PLAN (2017 - 2021)	163
RFU FACILITIES STRATEGY (2014 - 2018)	163
SUPPLY	164
QUANTITY OVERVIEW	164
QUALITY ASSESSMENT	167
DEMAND	169
CURRENT DEMAND	169
CHARNWOOD SUPPLY AND DEMAND	170
FUTURE DEMAND	171
SUPPLY AND DEMAND BALANCE	172
CHARNWOOD SUPPLY AND DEMAND	173
SUB-AREA SUPPLY AND DEMAND ANALYSIS	174
CHARNWOOD FOREST SUPPLY AND DEMAND	174
LOUGHBOROUGH SUPPLY AND DEMAND	174
SOAR VALLEY SUPPLY AND DEMAND	175
SHEPSHED–HATHERN SUPPLY AND DEMAND	175
RURAL SOUTH EAST SUPPLY AND DEMAND	176
PEAK DEMAND CAPACITY ANALYSIS	176
IMPORTED / EXPORTED DEMAND	178
CAPACITY SCENARIOS	179
FLOODLIT AND MID-WEEK TRAINING CAPACITY	181
SITE-BY-SITE ANALYSIS	183
RUGBY UNION SUMMARY	183
6 HOCKEY	189
INTRODUCTION AND STRATEGIC CONTEXT	189
ENGLAND HOCKEY FACILITIES STRATEGY (2017)	189
CONSULTATION OVERVIEW	190
SUPPLY	191
DEMAND	195



	CURRENT DEMAND	195
	FUTURE DEMAND	196
	SUPPLY AND DEMAND BALANCE	198
	CAPACITY ANALYSIS AND SCENARIO TESTING	199
	HOCKEY SUMMARY	201
7	RUGBY LEAGUE	205
	INTRODUCTION AND STRATEGIC CONTEXT	205
	GENERAL OVERVIEW OF PARTICIPATION	205
	KEY ISSUES	205
	SUPPLY	206
	QUANTITY OVERVIEW	206
	DEMAND	206
	FUTURE DEMAND	207
	SUPPLY AND DEMAND BALANCE	207
	RUGBY LEAGUE SUMMARY	208
	RUGBY LEAGUE RECOMMENDATIONS	208
	THE NEEDS ASSESSMENT – ADDITIONAL SPORTS	209
8	TENNIS	210
	INTRODUCTION	210
	STRATEGIC CONTEXT	210
	LTA CONSULTATION SUMMARY	211
	COURT SUPPLY	212
	INDOOR SITES	217
	TENNIS CLUB CAPACITY	217
	SITE SUMMARIES	219
	DEMAND FOR COMMUNITY TENNIS COURTS	222
	SUPPLY AND DEMAND ANALYSIS	224
	INCREASING AVAILABILITY IN THE EXISTING SUPPLY	225
	MEETING FUTURE DEMAND – ALL COURTS	226
	MEETING FUTURE DEMAND – CLUB COURTS	227
	MEETING FUTURE DEMAND – INCREASING COURT SUPPLY	227
	TENNIS SUMMARY	228
9	GOLF	232
	INTRODUCTION	232
	STRATEGIC CONTEXT	232
	MARKET SEGMENTS	233
	SUPPLY OF GOLF FACILITIES IN CHARNWOOD	234
	“STANDARD” LENGTH COURSES	238
	“PAR 3” LENGTH COURSES	238
	DRIVING RANGES	238
	SITE SUMMARIES	239
	DEMAND FOR GOLF FACILITIES IN CHARNWOOD	240
	CLUB MEMBERSHIP	241
	SUPPLY AND DEMAND BALANCE	242
	GOLF SUMMARY AND RECOMMENDATIONS	243




10	BOWLS	244
	INTRODUCTION	244
	STRATEGIC CONTEXT	244
	SUPPLY OF BOWLS FACILITIES IN CHARNWOOD	244
	INDOOR BOWLS	248
	SITE SUMMARIES	248
	DEMAND FOR OUTDOOR BOWLS FACILITIES IN CHARNWOOD	252
	SUPPLY AND DEMAND BALANCE FOR OUTDOOR BOWLS FACILITIES IN CHARNWOOD	253
	BOWLS SUMMARY	254
11	CYCLING	256
	STRATEGIC CONTEXT	256
	VISION	256
	EVENTS	256
	WOMEN AND GIRLS	257
	RECREATIONAL CYCLING	257
	FACILITIES	257
	RECREATIONAL CYCLING	258
	SUPPLY OF BMX FACILITIES IN CHARNWOOD	258
	DEMAND	261
	FUTURE DEMAND	261
	CYCLING SUMMARY	262
12	ATHLETICS	263
	STRATEGIC CONTEXT	263
	VISION	263
	KEY VALUES	263
	STRATEGIC PRIORITIES	264
	DELIVERY METHODS	264
	SUPPLY	265
	DEMAND	266
	ATHLETICS SUMMARY	267
13	NETBALL	269
	STRATEGIC CONTEXT	269
	VISION, MISSION AND VALUES	269
	STRATEGIC GOALS	269
	GUIDING PRINCIPLES	270
	DELIVERY METHODS	270
	NGB CONSULTATION	271
	OUTDOOR NETBALL - SUPPLY	271
	OUTDOOR NETBALL - DEMAND	275
	INDOOR NETBALL - SUPPLY	276
	INDOOR NETBALL - DEMAND	277
	NETBALL SUMMARY	278
	THE STRATEGY	280
14	SUSTAINABLE URBAN EXTENSION ANALYSIS	281
	INTRODUCTION	281
	PLAYING PITCH SPACE	282
	SUPPLY	286
	FUTURE SUPPLY AND DEMAND BALANCE	288
	SUE SCENARIO TESTING – CONCLUSIONS AND NEXT STEPS	290
	RECOMMENDATIONS	290



15	RECOMMENDATIONS AND ACTION PLAN	292
	SPORT - SPECIFIC RECOMMENDATIONS	292
	IMPLEMENTING THE ACTION PLAN	305
	NOTES ON ACTION PLAN	305
	OVERALL COST	306
	ABBREVIATIONS	306
16	DELIVERING THE PPS – MEETING FUTURE DEMAND	319
	INTRODUCTION	319
	THE PLAYING PITCH CALCULATOR	319
	APPLYING THE PPC	320

THE APPENDICES

APPENDIX A:	TEAM GENERATION RATE (TGR) CALCULATIONS	325
APPENDIX B:	PLAYING PITCH NEW DEVELOPMENT CALCULATOR (PPC) CALCULATIONS	326
APPENDIX C:	CHARNWOD FOOTBALL FACILITIES SITE-BY-SITE ANALYSIS	328
APPENDIX D:	SITE BY SITE ANALYSIS FOR HOCKEY	357
APPENDIX E:	SITE BY SITE ANALYSIS OF CRICKET SITES IN CHARNWOD	361
APPENDIX F:	RUGBY UNION SITE-BY-SITE ANALYSIS	382
APPENDIX G:	SUMMARY OF POTENTIAL INVESTMENTS BY SITE	395
APPENDIX H:	SUMMARY OF SITE REQUIREMENTS BY SPORT	469



TABLES

TABLE A:	GENERIC RECOMMENDATIONS	5
TABLE B:	CHARNWOOD SUB-AREAS	7
TABLE C:	KEY CONTEXT FOR FOOTBALL	8
TABLE D:	FOOTBALL RECOMMENDATIONS	13
TABLE E:	KEY CONTEXT FOR CRICKET	16
TABLE F:	RECOMMENDATIONS FOR CRICKET IN CHARNWOOD	20
TABLE G:	KEY CONTEXT FOR RUGBY UNION IN THE BOROUGH	24
TABLE H:	RECOMMENDATIONS FOR RUGBY UNION IN CHARNWOOD	26
TABLE I:	KEY CONTEXT FOR HOCKEY	29
TABLE J:	RECOMMENDATIONS FOR HOCKEY IN CHARNWOOD	32
TABLE K:	CONTEXT FOR RUGBY LEAGUE IN THE BOROUGH	33
TABLE L:	RECOMMENDATIONS FOR RUGBY LEAGUE IN CHARNWOOD	34
TABLE M:	CONTEXT FOR ATHLETICS IN THE BOROUGH	35
TABLE N:	RECOMMENDATIONS FOR ATHLETICS IN CHARNWOOD	35
TABLE O:	CONTEXT FOR OUTDOOR BOWLS IN THE BOROUGH	38
TABLE P:	RECOMMENDATIONS FOR BOWLS IN CHARNWOOD	38
TABLE Q:	CONTEXT FOR CYCLING IN THE BOROUGH	42
TABLE R:	RECOMMENDATIONS FOR CYCLING IN CHARNWOOD	42
TABLE S:	CONTEXT FOR GOLF IN THE BOROUGH	45
TABLE T:	RECOMMENDATIONS FOR GOLF IN CHARNWOOD	45
TABLE U:	CONTEXT FOR NETBALL IN THE BOROUGH	47
TABLE V:	RECOMMENDATIONS FOR NETBALL IN CHARNWOOD	48
TABLE W:	THE CONTEXT FOR TENNIS IN THE BOROUGH	49
TABLE X:	TENNIS SUMMARY OF FINDINGS	49
TABLE Y:	RECOMMENDATIONS FOR TENNIS IN CHARNWOOD	51
TABLE Z :	RECOMMENDATIONS FOR SUES	53
TABLE 1.1:	CHARNWOOD SUB-AREAS	59
TABLE 2.1:	STANDARDS FOR OPEN SPACE, SPORT AND RECREATION	64
TABLE 2.2:	PHYSICALLY ACTIVE AND INACTIVE ADULTS 2017	69
TABLE 2.3:	ADULT (16+) PARTICIPATION IN ORGANISED SPORT BY YEAR	69
TABLE 2.4:	SPORT ENGLAND FORMER N18 PARTICIPATION BY YEAR	70
TABLE 2.5:	ADULT (16+) PARTICIPATION IN SPORT BY YEAR	70
TABLE 2.6:	COMPARISON WITH SPORT ENGLAND KPIS – CHARNWOOD BOROUGH	72
TABLE 3.1:	SUPPLY OF GRASS PITCHES IN THE STUDY AREA	75
TABLE 3.2:	CARRYING CAPACITY IN MATCH EQUIVALENTS BY QUALITY RATING AND PITCH TYPE	76
TABLE 3.3:	PLAYING PITCH SITE (FOOTBALL) OWNERSHIP IN CHARNWOOD - GRASS AND SYNTHETIC PITCHES	79
TABLE 3.4:	DEMAND FOR FOOTBALL (BY TEAM) IN CHARNWOOD AND SUB-AREAS	81
TABLE 3.5:	FOOTBALL CLUB CONSULTATION SUMMARY	82
TABLE 3.6:	TEAM GENERATION RATES FOR FOOTBALL IN CHARNWOOD	84
TABLE 3.7:	LATENT DEMAND FOR FOOTBALL IN CHARNWOOD	85
TABLE 3.8:	FOOTBALL SUPPLY AND DEMAND BALANCE FOR CHARNWOOD	87
TABLE 3.9:	FOOTBALL SUPPLY AND DEMAND BALANCE FOR CHARNWOOD FOREST	90
TABLE 3.10:	FOOTBALL SUPPLY AND DEMAND BALANCE FOR LOUGHBOROUGH	92
TABLE 3.11:	FOOTBALL SUPPLY AND DEMAND BALANCE FOR RURAL SOUTH EAST	94
TABLE 3.12:	FOOTBALL SUPPLY AND DEMAND BALANCE FOR SHEPSHED – HATHERN	95
TABLE 3.13:	FOOTBALL SUPPLY AND DEMAND BALANCE FOR SOAR VALLEY	97
TABLE 3.14:	FOOTBALL SUPPLY AND DEMAND BALANCE FOR THE WOLDS	98




TABLE 3.15:	SPARE PEAK TIME CAPACITY FOR FOOTBALL	100
TABLE 3.16:	COST OF MEETING NEW DEMAND	101
TABLE 3.17:	STRATEGIC SIZED AGP FACILITIES IN CHARNWOOD	103
TABLE 3.18:	KEY PPS FINDINGS FOR FOOTBALL IN CHARNWOOD	108
TABLE 3.19:	RECOMMENDATIONS FOR FOOTBALL IN CHARNWOOD	114
TABLE 4.1:	KEY PPS FINDINGS FOR CRICKET IN CHARNWOOD	127
TABLE 4.2:	SUPPLY OF CRICKET PITCHES IN CHARNWOOD	128
TABLE 4.3:	CRICKET PITCH OWNERSHIP IN CHARNWOOD	131
TABLE 4.4:	CRICKET SITES IN CHARNWOOD, SHOWING SECURITY OF COMMUNITY USE	131
TABLE 4.5:	SUMMARY OF CRICKET PITCH QUALITY SCORES IN CHARNWOOD	134
TABLE 4.6:	CRICKET CLUB PROFILES FOR RESPONDING CLUBS	135
TABLE 4.8:	OVERALL CRICKET SUPPLY AND DEMAND ANALYSIS FOR CHARNWOOD	138
TABLE 4.9:	CRICKET SUPPLY AND DEMAND BALANCE FOR CHARNWOOD FOREST	139
TABLE 4.10:	CRICKET SUPPLY AND DEMAND BALANCE FOR LOUGHBOROUGH	141
TABLE 4.11:	CRICKET SUPPLY AND DEMAND BALANCE FOR RURAL SOUTH EAST	142
TABLE 4.12:	CRICKET SUPPLY AND DEMAND BALANCE FOR SHEPSHED–HATHERN	143
TABLE 4.13:	CRICKET SUPPLY AND DEMAND BALANCE FOR SOAR VALLEY	144
TABLE 4.14:	CRICKET SUPPLY AND DEMAND BALANCE FOR THE WOLDS	146
TABLE 4.15:	TOTAL PEAK TIME MATCH SLOTS AVAILABLE (ON PITCHES AVAILABLE FOR COMMUNITY USE)	147
TABLE 4.16:	LEICESTERSHIRE PREMIER LEAGUE, GROUND SUITABILITY	148
TABLE 4.17:	CHARNWOOD IMPORTED CRICKET DEMAND	149
TABLE 4.18:	KEY PPS FINDINGS FOR CRICKET IN CHARNWOOD	150
TABLE 4.19:	RECOMMENDATIONS FOR CRICKET IN CHARNWOOD	155
TABLE 5.1:	OWNERSHIP OF RUGBY PITCHES IN CHARNWOOD	164
TABLE 5.2:	RUGBY SITES DETAILING SECURITY OF COMMUNITY USE	166
TABLE 5.3:	RUGBY PITCH MAINTENANCE QUALITY ASSESSMENT SPECIFICATIONS	167
TABLE 5.4:	RUGBY PITCH DRAINAGE QUALITY ASSESSMENT SPECIFICATIONS	167
TABLE 5.5:	MATCH EQUIVALENT CALCULATION	167
TABLE 5.6:	PITCHES BY MATCH EQUIVALENT CALCULATION	168
TABLE 5.7:	RUGBY CLUB PROFILES FOR RESPONDING CLUBS	169
TABLE 5.8:	SUMMARY OF DEMAND CONSULTATIONS FROM RUGBY CLUBS IN CHARNWOOD	170
TABLE 5.9:	FUTURE DEMAND PROJECTIONS FOR RUGBY TEAMS IN CHARNWOOD	172
TABLE 5.10:	OVERALL RUGBY BALANCE FIGURES FOR CHARNWOOD	173
TABLE 5.11:	RUGBY UNION SUPPLY V DEMAND BALANCE FIGURES FOR CHARNWOOD FOREST	174
TABLE 5.12:	RUGBY UNION SUPPLY V DEMAND BALANCE FIGURES FOR LOUGHBOROUGH	174
TABLE 5.13:	RUGBY UNION SUPPLY V DEMAND BALANCE FIGURES FOR SOAR VALLEY	175
TABLE 5.14:	RUGBY UNION SUPPLY V DEMAND BALANCE FIGURES FOR SHEPSHED–HATHERN	175
TABLE 5.15:	RUGBY UNION SUPPLY V DEMAND BALANCE FIGURES FOR RURAL SOUTH EAST	176
TABLE 5.16:	PEAK DEMAND CAPACITY ANALYSIS BY CLUB	177
TABLE 5.17:	RUGBY SITE CAPACITY ANALYSIS	181
TABLE 5.18:	MID-WEEK TRAINING BALANCE	182
TABLE 5.19:	KEY PPS FINDINGS FOR RUGBY UNION IN CHARNWOOD	184
TABLE 5.20:	RECOMMENDATIONS FOR RUGBY IN CHARNWOOD	187
TABLE 6.1:	SUMMARY OF CONSULTATIONS FROM HOCKEY SITES IN CHARNWOOD	190
TABLE 6.2:	HOCKEY FACILITIES IN CHARNWOOD	191
TABLE 6.3:	QUANTITY OVERVIEW FOR HOCKEY AGP'S IN CHARNWOOD	192
TABLE 6.4:	TEAM PROFILE FOR HOCKEY IN CHARNWOOD	195
TABLE 6.5:	MATCH DEMAND FOR HOCKEY IN CHARNWOOD	195
TABLE 6.6:	FUTURE DEMAND PROJECTIONS FOR HOCKEY TEAMS IN CHARNWOOD	196




TABLE 6.7:	SUPPLY AND DEMAND BALANCE FOR HOCKEY IN CHARNWOOD	198
TABLE 6.8:	SUPPLY AND DEMAND BALANCE FOR HOCKEY IN CHARNWOOD	199
TABLE 6.9:	SECURED SUPPLY AND DEMAND BALANCE FOR HOCKEY IN CHARNWOOD	200
TABLE 6.10:	KEY PPS FINDINGS FOR HOCKEY IN CHARNWOOD	201
TABLE 6.11:	RECOMMENDATIONS FOR HOCKEY IN CHARNWOOD	203
TABLE 7.1:	RUGBY LEAGUE PITCHES IN CHARNWOOD	206
TABLE 7.2:	DEMAND FOR RUGBY LEAGUE IN CHARNWOOD	206
TABLE 7.3:	DEMAND FOR RUGBY LEAGUE IN CHARNWOOD	207
TABLE 7.4:	RUGBY LEAGUE SUPPLY AND DEMAND IN CHARNWOOD	207
TABLE 7.5:	RECOMMENDATIONS FOR RUGBY LEAGUE IN CHARNWOOD	208
TABLE 8.1:	LTA CONSULTATION SUMMARY	211
TABLE 8.2:	OUTDOOR TENNIS PROVISION BY SITE	212
TABLE 8.3:	INDOOR COURTS IN CHARNWOOD	217
TABLE 8.4:	LTA MEMBERSHIP CAPACITY CALCULATIONS	218
TABLE 8.5:	MEMBERSHIP CAPACITY AT COMMUNITY TENNIS CLUB SITES	218
TABLE 8.6:	TENNIS SITE SUMMARIES	219
TABLE 8.7:	DEMAND FOR COMMUNITY TENNIS COURTS IN CHARNWOOD 2016/17	223
TABLE 8.8:	TENNIS SUPPLY VS DEMAND IN CHARNWOOD, 2017 AND 2036	224
TABLE 8.9:	SUMMARY OF FINDINGS	228
TABLE 8.10:	RECOMMENDATIONS FOR TENNIS IN CHARNWOOD	230
TABLE 9.1:	ENGLAND GOLF CONSULTATION SUMMARY	233
TABLE 9.2:	DEMAND BY SEGMENT	234
TABLE 9.3:	GOLF FACILITIES IN CHARNWOOD	236
TABLE 9.4:	GOLF FACILITIES IN CHARNWOOD	239
TABLE 9.5:	DEMAND FOR GOLF IN CHARNWOOD	240
TABLE 9.6:	KEY SEGMENTS IN CHARNWOOD	240
TABLE 9.7:	MEMBERSHIP OF GOLF CLUBS	241
TABLE 9.8:	DEMAND WITHIN 20-MINUTE DRIVE TIME BY CLUB	241
TABLE 9.9:	RECOMMENDATIONS FOR GOLF IN CHARNWOOD	243
TABLE 10.1:	BOWLS SITES IN CHARNWOOD	246
TABLE 10.2:	INDOOR BOWLING PROVISION IN CHARNWOOD	248
TABLE 10.3:	KEY SITE AND CLUB CONSULTATION SUMMARIES	248
TABLE 10.4:	MEMBERSHIP BY CLUB	252
TABLE 10.5:	BOWLS CAPACITY UTILISATION	253
TABLE 10.6:	RECOMMENDATIONS FOR BOWLS IN CHARNWOOD	254
TABLE 11.1:	BMX TRACKS IN CHARNWOOD	260
TABLE 11.2:	CONSULTATION SUMMARY BRITISH CYCLING	260
TABLE 11.3:	CALCULATING THE NUMBER OF BMX RIDERS IN CHARNWOOD	261
TABLE 11.4:	RECOMMENDATIONS FOR CYCLING IN CHARNWOOD	262
TABLE 12.1:	CONSULTATION SUMMARY ENGLAND ATHLETICS	264
TABLE 12.2:	ATHLETICS TRACK AND FIELD FACILITIES IN CHARNWOOD	265
TABLE 12.3:	CHARNWOOD ATHLETICS CLUB CONSULTATION SUMMARY	266
TABLE 12.4:	RECOMMENDATIONS FOR ATHLETICS IN CHARNWOOD	267





TABLE 13.1:	CONSULTATION SUMMARY ENGLAND NETBALL	271
TABLE 13.2:	OUTDOOR NETBALL FACILITIES IN CHARNWOOD	272
TABLE 13.3:	DEMAND FOR NETBALL IN CHARNWOOD (INDOOR)	276
TABLE 13.4:	RECOMMENDATIONS FOR NETBALL IN CHARNWOOD	278
TABLE 14.1:	SUE PROFILE	281
TABLE 14.2:	SPORTS PITCH DEMAND GENERATED BY SUES	283
TABLE 14.3:	PERCENTAGE OF DEMAND BY PITCH TYPE AND SUE	283
TABLE 14.4:	HECTARES ALLOCATED BY PITCH TYPE, BY SUE	284
TABLE 14.5:	PITCH TYPE SIZES IN HECTARES	284
TABLE 14.6:	NUMBER OF WHOLE PITCHES POSSIBLE IN ALLOCATED SPACE, BY SUE	285
TABLE 14.7:	ADDITIONAL CAPACITY PROVIDED BY NEW PITCHES, BY PITCH TYPE AND SUE	286
TABLE 14.8:	IMPACT OF SUE PROVISION ON CARRYING AND PEAK-TIME CAPACITY BALANCES BY SUB-AREA AND PITCH TYPE	287
TABLE 14.9:	FUTURE SUPPLY AND DEMAND BALANCE, INCLUDING SUES	289
TABLE 15.1:	CHARNWOOD SPORT-SPECIFIC RECOMMENDATIONS	293
TABLE 15.2:	CHARNWOOD ACTION PLAN	307
TABLE 16.1:	SPORT ENGLAND'S PPC	320




MAPS

MAP 2.1:	POPULATION DENSITY OF CHARNWOOD 2017	65
MAP 2.2:	CHANGE IN POPULATION IN CHARNWOOD 2017–2036	66
MAP 2.3:	DEPRIVATION IN CHARNWOOD, 2015	67
MAP 3.1:	FOOTBALL PROVISION (GRASS ONLY) IN CHARNWOOD	77
MAP 3.2:	CATCHMENT AREAS OF FULL-SIZE 3G AGP PROVISION IN CHARNWOOD (20-MINUTE DRIVE TIME)	104
MAP 4.1:	CRICKET SITES IN CHARNWOOD	130
MAP 5.1:	RUGBY UNION PITCH SITES IN CHARNWOOD	165
MAP 6.1:	LOCATION AND ACCESSIBILITY OF COMMUNITY HOCKEY PITCHES IN CHARNWOOD	194
MAP 8.1:	OUTDOOR TENNIS PROVISION IN CHARNWOOD	216
MAP 9.1:	GOLF SITE IN CHARNWOOD BY TYPE	235
MAP 10.1:	BOWLS SITES IN CHARNWOOD BY OWNERSHIP TYPE	245
MAP 11.1:	BMX FACILITIES IN CHARNWOOD	259

FIGURES

FIGURE 1.1:	DEVELOPING AND DELIVERING A PLAYING PITCH STRATEGY – THE 10-STEP APPROACH	56
FIGURE 2.1:	ADULT (16+) PARTICIPATION IN SPORT BY YEAR	71
FIGURE 16.1:	DECISION-MAKING PROCESS ON DEVELOPER CONTRIBUTION PROJECT PRIORITISATION	321



EXECUTIVE SUMMARY

INTRODUCTION

VISION

The Vision for future provision of sport and leisure in Charnwood is:

'To ensure that there is an adequate supply of good quality facilities to accommodate a range of sports and physical activities in order to meet current and future levels of demand and to provide enhanced opportunities so as to increase the number of people participating in sport and physical activity.'


Charnwood Borough Council wishes to see accessible community sport and leisure facilities, providing outdoor sports/activities available to all residents. This includes formal playing pitches, outdoor sports facilities, and informal spaces.

Sustainable, high-quality and, critically, accessible facility provision is key to maintaining these opportunities; Charnwood Borough Council needs to plan for the investment requirements of its existing facilities, and work in partnership with other providers and stakeholders to address the other priorities identified through this Strategy.

AIMS

The aim of providing sufficient high-quality, fit-for-purpose and accessible provision, places and spaces comprises the following points:

- **Maintain and grow the regular amount of physical activity undertaken by individuals, and particularly by those who are currently inactive**
- **Develop additional provision where need is evidenced e.g. as a result of population growth**
- **Design flexibly and be multi-purpose in nature, reflecting changing participation trends and opportunities**
- **Encourage new individuals to start taking part in physical activity**
- **Enable opportunities for participation to be provided in a wider range of places and spaces, and particularly at a very local level**
- **Facilitate the continued development of healthier lifestyles across Charnwood's communities**
- **Contribute to a reduction in health inequalities, and specifically reduced inactivity, across Charnwood**
- **Create active environments where the opportunity to be more physically active is an integral part of everyday life**



OUR STRATEGY FOR PLAYING PITCHES AND OUTDOOR SPORTS FACILITIES

Charnwood's population will grow significantly by 2036, so there is a particular need to ensure sufficient provision of accessible, quality and affordable outdoor sports facilities – both formal and informal – and multi-purpose spaces to meet local need, identified through Team Generation Rates (TGRs), latent demand and club needs.

61.1% of the Borough's population achieves the Chief Medical Officer's target of 150 minutes of physical activity per week (source: Charnwood Public Health Report – 2015); it is therefore clear that there is some work to do to increase levels of regular participation amongst the remaining 38.9%, many of whom will be living in the more deprived and rural areas of the Borough.

In Charnwood, this means ensuring the geographical distribution of outdoor sports facilities – pitches, courts, greens, courses and physical activity opportunities across the Borough – to enable more people to access facilities in the urban area by walking and/or cycling. In the rural areas, where there are fewer people, and less formal provision, it means optimising opportunities for multi-site, multi-use pitches (possibly sports hubs), catering for a range of sports and activities, to improve accessibility, reduce travel and try wherever possible to provide playing pitches in particular close to where people live. This is informed by the assessment of the identified sub-areas in the Borough, which clearly identifies opportunities for community sport hub sites.

The development of multi-sports hubs will require partnership across a number of organisations and agencies given current ownership of pitches and other outdoor facilities, i.e. Charnwood Borough Council, relevant parish/town councils, clubs, governing bodies etc.

The Borough Council's Corporate Plan 2016–2020 identifies three priority themes that will make the borough a better place to live, work and visit.


The three themes under the People, Place and Service headings are:

- **A safer, more secure and caring environment**
- **A borough with a strong, diverse economy; and**
- **A place served by a council which puts customers at the heart of everything it does.**

One of the Council's key corporate priorities is:

'Encouraging healthy lifestyles for all our residents through physical activity programmes and the provision of sports facilities and green spaces.'

In line with the Government's National Planning Policy Framework, Sport England Playing Pitch Strategy Guidance 2013, and local policy, the Strategy assesses existing Outdoor Sports Facilities and Playing Pitches, the future need for sport and active recreation, opportunities for new provision, and expansion of existing facilities, to inform the Council's Open Space Strategy, the evidence base of the new Local Plan to 2036 and the spending priorities of the Council.



SPORTS AND GEOGRAPHICAL SCOPE

The scope of the Playing Pitch Strategy (PPS) covers analysis of provision for the following facility types across the Borough of Charnwood:


- **Football Pitches**
- **Rugby Union Pitches**
- **Cricket Pitches**
- **Hockey Pitches**
- **Rugby League Pitches**
- **All-Weather Grass Pitches (hockey and football)**
- **Bowls Greens**
- **Outdoor Tennis Courts**
- **Outdoor Netball Courts**
- **Athletics (tracks and informal participation)**
- **Cycling (recreational, off-road and BMX)**
- **Golf Courses and Driving Ranges**

The key objectives addressed through the PPS are to:

- **Engage with Sport England and the relevant National Governing Bodies (NGBs) to use the national PPS methodology to provide a PPS consistent with the structure and process used across England.**
- **Provide a robust evidence base that can be used by the Council and other stakeholders for a wide range of future projects.**
- **Gather a representative evidence base by achieving a high response rate from the surveys sent to clubs, schools and parish councils/community organisations.**
- **Identify cross-boundary NGB issues, the nature and location of any overuse, unmet demand and spare capacity for play across all pitch types and sports, including all elements of current and future demand.**
- **Establish clear, prioritised, specific and achievable recommendations and actions to address the key issues around pitch provision and participation.**
- **Provide evidence that will inform the preparation of the new Charnwood Local Plan.**

Key factors impacting on the future demand for sports facilities include:

- **Population Growth** – Clearly, increased population will result in increased demand for outdoor sports facilities; this is illustrated through the Team Generation Rate calculations in the main report.
- **Housing Development** – One of the principal justifications for addressing the need for playing pitches and outdoor sports provision is because additional residents will increase demand. The population of Charnwood is set to grow significantly and there is a need to ensure good quality community sport and leisure facilities are available to meet existing and future demand.



The potential for investment in additional provision of formal outdoor sports facilities secured through S106 contributions should be explored, given the housing growth planned to 2036. However, it must also be noted that some of this has already been, or is in the process of being, delivered. Linked to housing development is the potential for other infrastructure development, e.g. schools and health facilities, which could also link into future provision of sports facilities. The Sustainable Urban Extensions (SUEs) are a critical opportunity to provide the additional outdoor sports facilities and playing pitches which will be required by these developments.

- **Reduction in Health Inequalities** – More active lifestyles will continue to benefit both individual and community health; although the health of Charnwood’s communities is generally better than that of the region and England as a whole, there are some very specific factors to which the provision of quality, affordable and accessible sports facilities can contribute, such as the maintenance of active lifestyles and improved mental health.
- **Maintaining and growing participation levels** in sport and physical activity in order to facilitate more active lifestyles; facilitating more regular activity for the most inactive 17.5% of the Charnwood community (Active Lives March 2017) is a priority.
- **The need to retain and grow participation in physical activity for community health benefits** – Increased physical activity will improve individual and community health.
- **The need to invest in active environments where physical activity is the norm** – Active environments are ones in which walking, cycling etc. are facilitated as part of an everyday lifestyle. In areas of new housing, planning walking / cycling routes which link to existing settlements / schools / town / village centres will contribute to making communities healthier, as residents will not be so reliant on cars.
- **The need to improve accessibility to provision at local level, particularly for 20% of the population without access to private transport** – ensuring facilities are accessible by walking, or by public transport.

Sufficient, sustainable, high-quality and, critically, accessible playing pitches and outdoor sports facilities are key to maintaining these opportunities; Charnwood Borough Council needs to plan for the investment requirements of its existing facilities and work in partnership with other providers and stakeholders to address the other priorities identified through this Strategy.

The generic recommendations underpinning the PPS sports and non-PPS sports analysis are indicated in Table A.





Table A: Generic recommendations

RECOMMENDATION REFERENCE	RECOMMENDATION
GENERIC	
GR1	<p>Charnwood Borough Council works with all relevant governing bodies (national and regional) to ensure that all playing pitch and outdoor sports facilities in Charnwood are of adequate quality to meet the needs of their users, with special attention paid to ensuring all facilities provide a safe venue to be enjoyed by their participants.</p>
GR2	<p>As identified in the 2018 Charnwood Indoor Built Sports Facility Strategy, all opportunities to open up existing and new education sites for community use of sports facilities should be explored.</p>
GR3	<p>Charnwood Borough Council seeks to ensure that any new educational sites involving new or enhanced sports facility has a Community Use Agreement (CUA) as part of the planning consent so as to secure pay and play opportunities for clubs and groups.</p>
GR4	<p>The opportunity to further develop multi-sport hub sites across the Borough is explored; this should focus on the enhancement of sites where there is currently provision for a minimum of two pitches/outdoor sports to optimise the capacity of existing facilities, allow for sharing of e.g. changing, parking etc.</p> <p>Multi-sport hubs provide the opportunity for co-location of a number of different but complementary sports, and can offer increased participation opportunities, particularly for young people who are able to 'try out' a number of sports on one site.</p> <p>The recreation sites proposed for the SUEs (all three) have significant potential for development as multi-sport hubs comprising a range of pitch sports, tennis (West of Loughborough and North East of Leicester SUEs), indoor facilities and BMX (West of Loughborough SUE).</p> <p>The principle should, however, be one of partnership (with education, parish councils, NGBs, local clubs) to promote existing sites where multiple sports are played and invest as identified in the sport-by-sport priorities. Ancillary provision should also be provided to a good standard at each multi-sport hub, and should, wherever possible, be shared. Management of multi-sport hubs needs to consider how best to address issues of overlapping seasons e.g. cricket and football, competitive fixtures, and demand for training.</p> <p>Charnwood Borough Council should focus on the development of the sites that they own and those owned by parish councils as priorities for the designation and/or development of multi-sport hubs.</p> <p>Development of multi-sport hub sites, including the three SUEs, will also help to address the identified future need for playing pitches and outdoor sports facilities in the Borough, and specifically respond to the increased demand generated as a result of new housing development in the Borough.</p>
GR5	<p>Investment in specific ancillary facilities identified on a sport-by-sport or site-by-site basis (see sport-specific recommendations and sport-by-sport summaries) should be reviewed on proposed multi-sport hub sites, and adjusted where it is possible to make economies of scale over shared provision, e.g. changing accommodation, parking provision etc. This will make the most effective use of available resources and facilitate increased use of sites across a range of sports.</p>

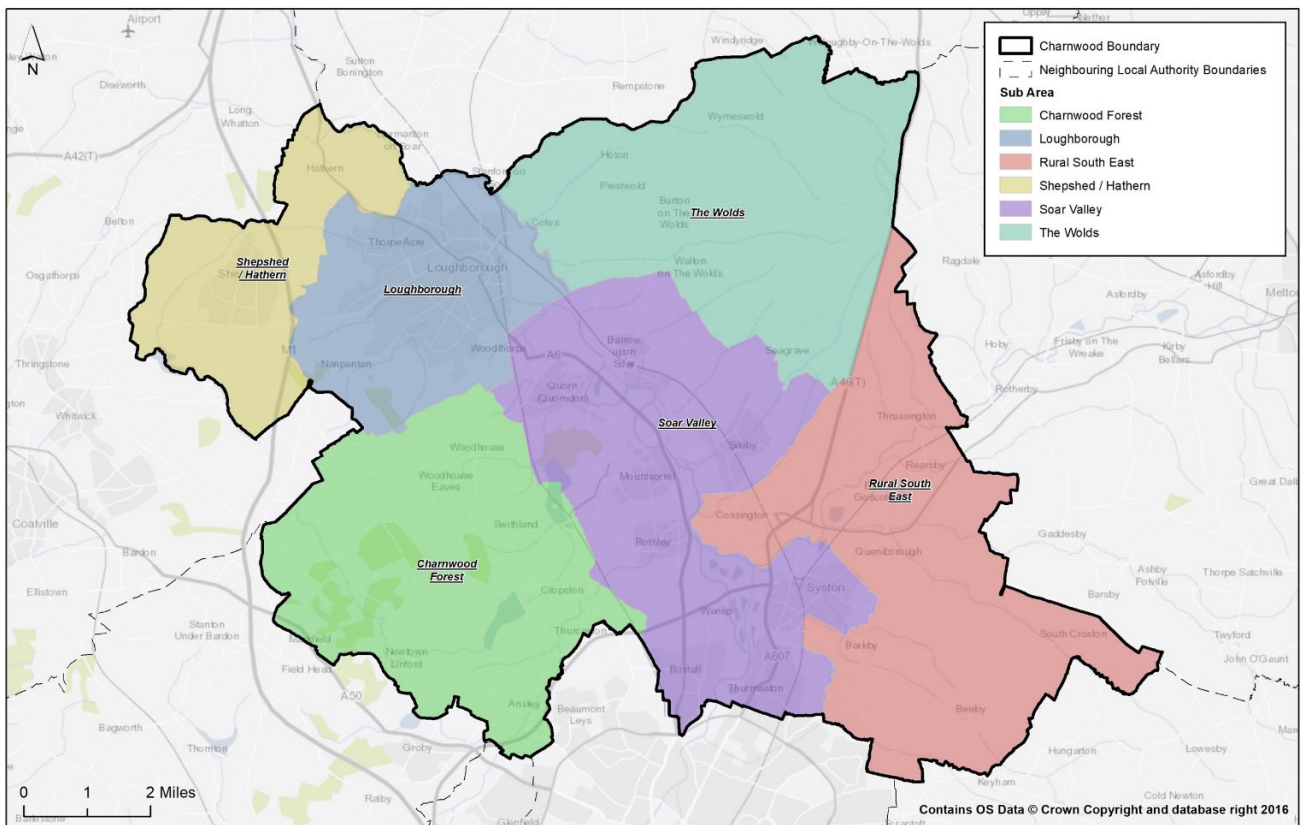


RECOMMENDATION REFERENCE	RECOMMENDATION
GR6	<p>The allocated areas for sport in the three SUEs (NE Leicester, West of Loughborough and Broadnook) should be developed to provide additional sports facilities to meet identified future need in the Borough. The priority sport needs to be met are:</p> <ul style="list-style-type: none"> • Grass pitches – football, rugby union, • Non-turf cricket wickets • Artificial grass pitches (AGPs) • Outdoor floodlit tennis and netball courts
GR7	<p>Soar Valley Leisure Centre should be developed as a multi-sport hub providing indoor (as at present) and outdoor facilities, i.e. a new pitch surface to specifically provide for hockey, tennis and netball.</p>

STRATEGY ANALYSIS - PLAYING PITCHES

Overall, there is an extensive level of playing pitch provision in Charnwood. The main challenge is that not all of the existing pitches have secure community access, so cannot necessarily be relied upon to offer long-term use.

The study assesses the Borough of Charnwood based on six sub-areas identified by Charnwood Borough Council. These sub-areas are referred to when a more localised analysis is required.



Sub Areas in Charnwood







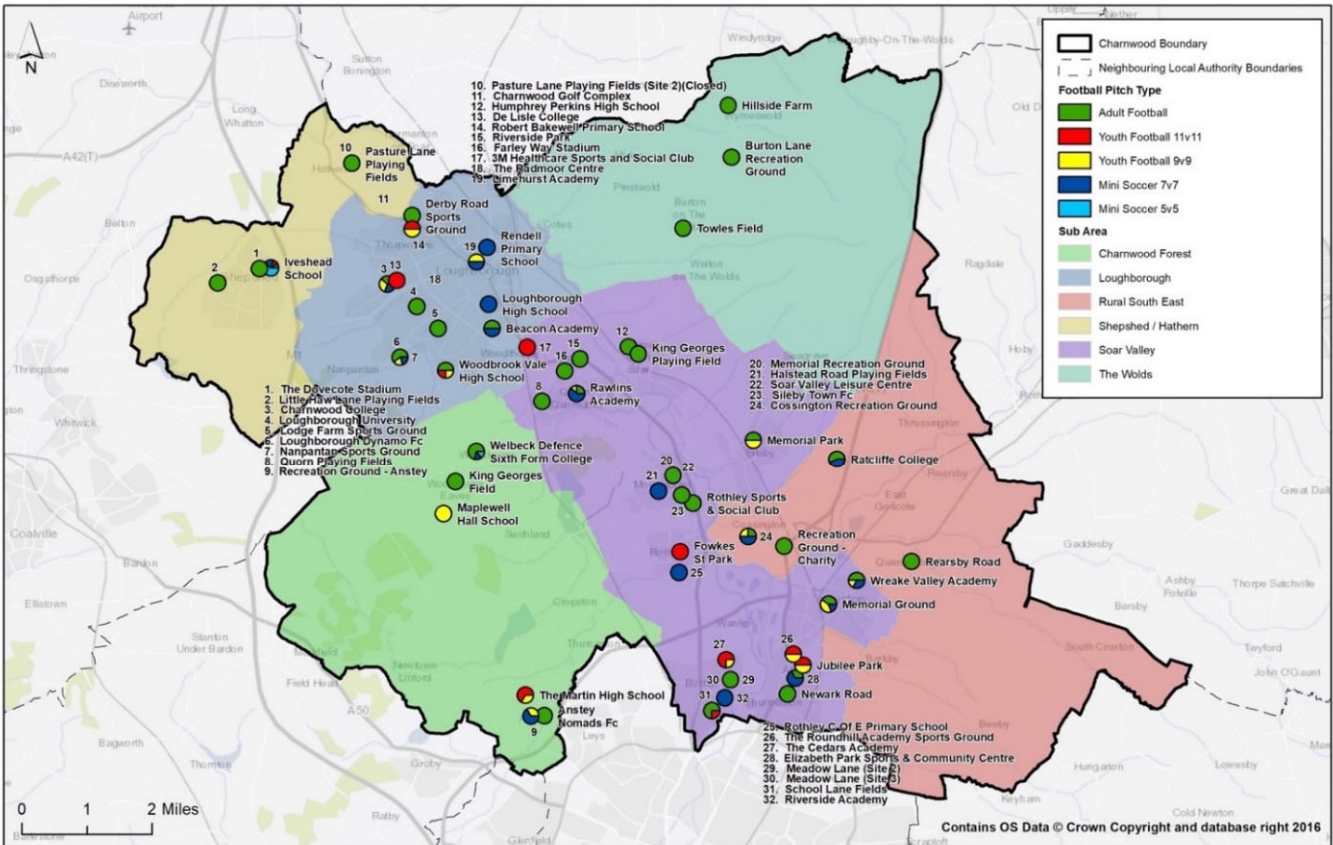
Table B: Charnwood Sub-Areas

CHARNWOOD FOREST	LOUGHBOROUGH	SHEPshed-HATHERN	SOAR VALLEY	RURAL SOUTH EAST	THE WOLDS
Anstey	Loughborough Town	Hathern	Barrow-upon-Soar	Barkby and Barkby Thorpe	Burton-on-the-Wolds, Cotes and Prestwold
Newtown Linford		Shepshed	Birstall	Beeby	Hoton
Swithland			Mountsorrel	Cossington	Seagrave
Thurcaston and Cropston			Quorn	East Goscote	Walton-on-the-Wolds
Ulverscroft			Rothley	Queniborough	Wymeswold
Woodhouse			Sileby	Ratcliffe-on-the-Wreake	
			Syston	Rearsby	
			Thurmaston	South Croxton	
			Wanlip	Thrussington	



SUMMARY OF PLAYING PITCH PROVISION BY SPORT

FOOTBALL



Football sites by pitch type in Charnwood



Table C: Key context for football

1. WHAT ARE THE MAIN CHARACTERISTICS OF THE CURRENT SUPPLY AND DEMAND FOR PROVISION?

Supply


The study captured 163 grass pitches across 59 sites within the Borough. These include 78 Adult 11 v 11 pitches, 17 Youth 11 v 11 pitches, 23 Youth 9 v 9 pitches, 38 Mini 7 v 7 pitches and 7 Mini 5 v 5 pitches.

These pitches provide the Borough with a total capacity of 477 matches per week, including 194 Adult 11 v 11 matches, 28 Youth 11 v 11 matches, 61 Youth 9 v 9 matches, 176 Mini 7 v 7 matches and 18 Mini 5 v 5 matches.

Most pitches (supply) are provided in 2 sub-areas: Loughborough and Soar Valley. Loughborough accounts for 150 match equivalents of capacity, equating to 31% of all pitch supply. Soar Valley provides 208 match equivalents, equating to 44% of all pitch supply.

Demand

The study identifies 214 teams playing in Charnwood, including 17 women's and girls' teams. Of the 214 teams, 81 are Adult 11 v 11 teams (including 5 women's teams), 50 are Youth 11 v 11 teams (including 7 girls' teams), 38 are Youth 9 v 9 teams (including 5 girls' teams), 35 are Mini 7 v 7 teams and 10 are Mini 5 v 5 teams.



1. WHAT ARE THE MAIN CHARACTERISTICS OF THE CURRENT SUPPLY AND DEMAND FOR PROVISION?

Demand for football in Charnwood is concentrated in two sub-areas: Soar Valley and Loughborough. Soar Valley has 125 teams playing within the sub-area (58% of total demand). Loughborough has 45 teams playing within the sub-area (21%). Charnwood Forest, Rural South East and Shepshed–Hathern have a relatively even distribution of the rest of demand with 15, 12 and 15 teams respectively. The Wolds sub-area has the lowest amount of demand, with just 2 teams recorded as playing there.

The ratio of clubs to teams is 1:3.2, almost identical to the national average of 1:3.3.

2. IS THERE ENOUGH ACCESSIBLE AND SECURED COMMUNITY USE PROVISION TO MEET CURRENT DEMAND?

There is a varied picture in terms of the suitability of Charnwood's pitch supply to meet current demand.

Carrying Capacity

Across the whole Borough, there is a deficit of capacity for Youth 11 v 11 (-11 match equivalents per week) and Mini 5 v 5 demand (-5 match equivalents per week).

The FA considers the dimensions of Adult 11 v 11 pitches to be acceptable for use by Youth 11 v 11 teams, although this is not the ideal situation. Mini 5 v 5 pitches are easily marked out on other pitch types (although typically on Mini 7 v 7 pitches for convenience) and goals provided using temporary posts that can be assembled on site. If all Adult 11 v 11 and Youth 11 v 11 demand is modelled to be met by all 11 v 11 pitches, then there is sufficient capacity to meet all demand, with 52 match equivalents spare capacity per week. Similarly, if Mini 7 v 7 provision is modelled to meet the deficit of supply of Mini 5 v 5 pitches, then there can be said to be enough capacity to meet demand across all mini soccer pitches, with 51.5 match equivalents of spare capacity per week.

Each sub-area also has its own supply and demand context.

Charnwood Forest:


Charnwood Forest sub-area is currently operating with just 1 spare match equivalent of secured capacity based on the combined supply and demand of Adult 11 v 11 and Youth 11 v 11 teams. Similarly, the sub-area has just 0.5 match equivalents of spare capacity for Youth 9 v 9 pitches, meaning it can accommodate just 1 additional team on this pitch type. There is enough Mini Soccer secured capacity to sufficiently meet all demand, with 6 match equivalents of spare capacity per week.

Loughborough:

The Loughborough sub-area has a significant deficit of Youth 11 v 11 pitches (-7.5 match equivalents per week). However, when Adult 11 v 11 and Youth 11 v 11 supply and demand is combined, the sub-area has sufficient capacity to meet demand with 12.5 match equivalents of spare, secured community capacity every week. Youth 9 v 9 demand is also operating with a capacity deficit (-1 match capacity per week). The sub-area does not have any Mini 5 v 5 pitches. The sub-area is operating with just 1 spare match equivalent of secured Mini Soccer supply every week.

The Rural South East:

The Rural South East sub-area has no Youth 11 v 11 or Youth 9 v 9 pitches, meaning all youth demand must be met by adult provision. The combined supply and demand from Youth 11 v 11, Youth 9 v 9 and Adult 11 v 11 teams means the sub-area operates with 1 match equivalent of spare capacity secured for community use. There are no Mini 5 v 5 pitches or demand in the sub-area. Mini 7 v 7 is operating with 3.5 match equivalents of spare, secured capacity per week.



2. IS THERE ENOUGH ACCESSIBLE AND SECURED COMMUNITY USE PROVISION TO MEET CURRENT DEMAND?

Shepshed–Hathern:

The Shepshed-Hathern sub-area has only 1 Youth 11 v 11 pitch and no Youth 9 v 9 pitches. Furthermore, none of the 16 mini soccer match equivalents are securely available for community use. This means all demand for youth and mini football is modelled against secured Adult 11 v 11 pitch supply. Under this scenario, the Adult 11 v 11 pitches are operating with 2.5 match equivalents of spare, secured capacity.

Soar Valley:

The Soar Valley sub-area has the most pitches and team demand of all 6 sub-areas. The sub-area has an adequate secured supply to meet demand across all pitch types except for Mini 5 v 5 pitches (of which there are none). However, this demand (4 match equivalents per week) is adequately met by spare capacity in the Mini Soccer 7 v 7 pitch supply, leaving an operational spare capacity of 41.5 match equivalents per week.

Youth 11 v 11 demand is also operating close to the capacity limit, with just 1.5 securely available spare match equivalents per week.

The Wolds:

The only pitches in the Wolds sub-area are Adult 11 v 11 pitches, which accommodate all 2 match equivalents of demand in the sub-area. This leaves the sub-area with a spare capacity of 1 securely available match equivalent per week.

Peak-Time Capacity


Using the Sport England Guidance to calculate carrying capacity has, in simple terms, identified an over supply of football pitches across the study area. While this is valuable, it is even more important to understand the capacity of existing pitch provision at the periods of highest (peak) demand.

Taking the carrying capacity and peak-time capacity analysis together, there is a mixed picture regarding the overall adequacy of supply to meet demand. Essentially, there is sufficient carrying capacity to meet demand for most pitch types in most sub-areas (even with some Youth 11 v 11 demand being played on Adult 11 v 11 pitches). However, where demand is concentrated, in Loughborough and Soar Valley, there is no spare capacity to meet peak-time demand (on Saturday afternoons) and in Loughborough, there is also limited availability for Youth 11 v 11 or 9 v 9 pitches.

Therefore, the priorities for the future are addressing peak-time capacity for Adult 11 v 11 pitches, and ensuring that where there is sufficient securely available carrying capacity, Adult 11 v 11 pitches can be used flexibly to adequately meet Youth 11 v 11 and 9 v 9 demand.

Full-sized, floodlit 3G AGP Availability

There are 14 full-sized floodlit AGPs in the Borough, 9 of which are available to the community and 5 of which are available to the community on a secured basis. This level of provision means that Charnwood meets the required supply ratio of 1 pitch to every 42 teams when rounded to the nearest pitch (Charnwood has a requirement for 5.1 pitches on this basis). However, Farley Way Stadium is managed by Quorn FC, and so there is limited access to this pitch. As a result of this limited availability, Charnwood could currently be considered to be 1 pitch under capacity. It should be noted however, that whilst there is no security of tenure on the site, Loughborough University does offer slots to be booked by clubs on one of its 3G pitches. The University stated that whilst it has no intention of offering long-term security for community use of its facilities, there are no plans to make this facility unavailable to the community at present. There is a need for 1 AGP to meet future demand.



3. IS THE PROVISION THAT IS ACCESSIBLE OF SUFFICIENT QUALITY AND APPROPRIATELY MAINTAINED?

The overall quality of the pitches can be described as fair, with only 24 (15%) pitches rated as poor as part of the site assessment and 68 (42%) rated as good.

Whilst overall the quality of pitches is relatively sound, ensuring that site specific issues are addressed as part of the PPS is a key consideration in the future. This includes ancillary provision and access to appropriately sized, portable goals.

4. WHAT ARE THE MAIN CHARACTERISTICS OF THE FUTURE SUPPLY AND DEMAND FOR PROVISION?

Future demand for pitches is determined from two sources; the TGR analysis and reported latent demand by clubs.

Team Generation Rates

The TGR analysis projects that 33 teams will be generated by the increase in population between 2017 and 2036. Ten of these teams will be Adult 11 v 11 teams, 11 will be Youth 11 v 11 teams, 8 will be Youth 9 v 9 teams and 4 will be mini soccer teams. Around 80% of this future demand will occur in clubs playing in either the Soar Valley or Loughborough sub-areas.

Latent Demand

As part of the research underpinning the PPS strategy, clubs are asked how many additional teams they believe they will have in the next 3 years (or would be able to have if barriers to realising additional teams were removed).

The survey responses show that there is significant latent demand for more teams in Charnwood. The responses indicated a total of 49 new teams could be fielded in the Borough within the next 3 years if all barriers to achieving this were removed. Latent demand is broken down by team as follows: 5 Adult 11 v 11 teams, 10 Youth 11 v 11 teams, 11 Youth 9 v 9 teams, 19 Mini 7 v 7 teams and 4 Mini 5 v 5 teams.

Clubs from Soar Valley reported having the highest level of latent demand, with 33 potential teams not formed, including 4 Adult 11 v 11 teams, 8 Youth 11 v 11, 8 Youth 9 v 9, 11 Mini 7 v 7 teams and 2 Mini 5 v 5 teams. This represents 67% of all reported latent demand. Loughborough is the sub-area with the next highest latent demand figure. There is latent demand for 9 teams including 1 Youth 11 v 11 team, 1 Youth 9 v 9 team, 5 Mini 7 v 7 teams and 2 Mini 5 v 5 teams. Together Loughborough and Soar Valley represent 86% of all latent demand reported in the Borough.


The principle reasons given for the level of latent demand is a lack of coaches and volunteers coupled with a lack of pitch capacity (or awareness of available pitch capacity).

TGR and Latent Demand Combined Projections

When considered together, the future modelling analysis identifies a potential growth of 82 teams in the Borough by 2036. This includes 15 Adult 11 v 11 teams, 23 Youth 11 v 11 teams, 17 Youth 9 v 9 teams, 21 Mini 7 v 7 teams and 4 Mini 5 v 5 teams.

The most significant growth in team demand is projected to take place in the Soar Valley and Loughborough sub-areas. This is due to the current distribution of teams playing in those sub-areas, and also to the high level of latent demand reported by clubs playing there.

Combined, the future demand analysis projects 53 new teams in the Soar Valley sub-area. This includes 33 teams identified as latent demand. In total, the sub-area is projected to increase by 9 Adult 11 v 11 teams, 14 Youth 11 v 11 teams, 13 Youth 9 v 9 teams, 13 Mini 7 v 7 teams and 4 Min 5 v 5 teams.



4. WHAT ARE THE MAIN CHARACTERISTICS OF THE FUTURE SUPPLY AND DEMAND FOR PROVISION?

Loughborough is projected to have 18 new teams by 2036, including 9 through fulfilment of latent demand. The detail of these teams is as follows: 2 Adult 11 v 11 teams, 5 Youth 11 v 11 teams, 2 Youth 9 v 9 teams, 7 Mini 7 v 7 teams and 2 Mini 5 v 5 teams.

5. IS THERE ENOUGH ACCESSIBLE AND SECURED COMMUNITY USE PROVISION TO MEET FUTURE DEMAND?

There is a variable picture across the borough in relation to both the current level of securely accessible capacity in the borough, and the ability of the borough to meet future demand.


There is enough securely available carrying capacity within the borough's current pitch stock to meet new demand whilst retaining spare capacity. At a sub-area level, all sub-areas have sufficient secured spare carrying capacity within the current pitch stock to meet future demand, provided larger pitches are used to meet demand for smaller pitch types via over-marking.

However, it is the ability to meet future demand at peak time based on the currently utilised pitch stock that is the key issue, and in which instance existing pitch supply is unable to meet all future demand for some types of play. Across the borough, there is a projected future demand from 15 additional Adult 11 v 11 teams. The currently utilised pitch stock has a spare peak time capacity of 4.5, meaning it can only accommodate a maximum of 9 additional teams at peak time. If there is no change in the level of pitch provision, 6 of the teams projected to be generated by 2036 will have to play outside of the borough, should they wish to play at peak time.

However, if new pitches are provided, e.g. in the SUEs, teams may be able to play at peak time in the Borough. Together, the Loughborough and Soar Valley sub-areas are projected to generate 11 of the 15 additional 11 v 11 teams. There is no spare peak-time capacity in either sub-area to meet future demand based on the currently utilised pitch stock. This means teams will have to go to new venues (many of which are likely to be securely available, but unlikely to be desirable to use – otherwise they would be in use).

When the borough is taken as a whole, there is sufficient spare peak time capacity to meet future demand for both Youth 11 v 11 and Youth 9 v 9 pitches.

However, 5 Youth 11 v 11 teams and 2 Youth 9 v 9 teams are projected to form in Loughborough during this period. Given the peak-time capacity of the currently utilised pitch stock in Loughborough, the sub-area could only meet demand for 3 of the new 5 Youth 11 v 11 teams, meaning the remaining 2 teams would have to be displaced to another sub-area. As there are only 0.5 match slots available for Youth 9 v 9 teams at peak time in Loughborough, there is insufficient spare peak-time capacity in the currently utilised pitch stock to meet the demands of the projected additional 2 teams by 2036, unless a further 0.5 Youth 9 v 9 match slot could be made available within the sub-area.




FOOTBALL RECOMMENDATIONS


The following response highlights identified key themes and provides overarching recommendations that should be addressed by the specific recommendations for each site which are set out in Appendix C: Site-by-Site Analysis Football and in the action plan at the end of the PPS report.

Table D: Football Recommendations

RECOMMENDATION REFERENCE	RECOMMENDATION
TO MEET CURRENT DEMAND:	
F1	<p>All facilities identified in the site-by-site analysis (Appendix C: Site-by-Site Analysis Football) should be protected as 'Playing Fields' in the Local Plan, unless otherwise stated.</p> <p>Justification: The site-by-site analysis in Appendix C sets out the reasons for the protection of each site. More generally, protecting playing fields and playing pitch sites is seen as essential to providing residents with the opportunity to exercise and participate in sport and physical activity. This protection enhances the ability of Sport England and Charnwood Borough Council to protect facilities from urban development where possible. It also helps to ensure that these sites are adequately and appropriately replaced should they be lost to regular football use through development.</p>
F2	<p>Sites which currently have facilities rated as being 'Poor' quality should be upgraded (the specific recommendations for each site are included in Appendix C: Facilities Site-By-Site Analysis Football as well as Table 15.2 of the main report).</p> <p>Justification - existing poor-quality facilities affect available capacity; existing pitches which are being overplayed and require specialist maintenance to ensure their capacity is retained.</p>
F3	<p>It is recommended that the Leicestershire and Rutland Football Association (LRFA) and the Football Foundation (FF) support clubs in having access to appropriately sized, portable goals on their home grounds, and that these can be securely stored to prevent damage from anti-social behaviour.</p> <p>Upgrading sites to better tackle antisocial behaviour may require additional planning permission in order to provide adequate secure storage. This measure will also increase flexibility within the pitch stock and allow adjustment to fluctuating demand across pitch types.</p> <p>Recommendations for sites requiring investment in mobile goal posts are set out in the specific recommendations for each site (Appendix C: Facilities Site-By-Site Analysis Football as well as Table 15.2 of the main report).</p> <p>Justification: Many teams are using larger pitch types to meet their demand. This is either through over-marking (in the case of Mini 7 v 7 pitches being used for Mini 5 v 5 matches) or use of pitches that are not ideally suited for the demand (as in the case of Youth 11 v 11 matches being played on Adult 11 v 11 pitches).</p> <p>There is considered to be enough carrying capacity in the current pitch stock to meet demand on secured sites so there is only limited need for youth or mini teams to be located away from their preferred site.</p>

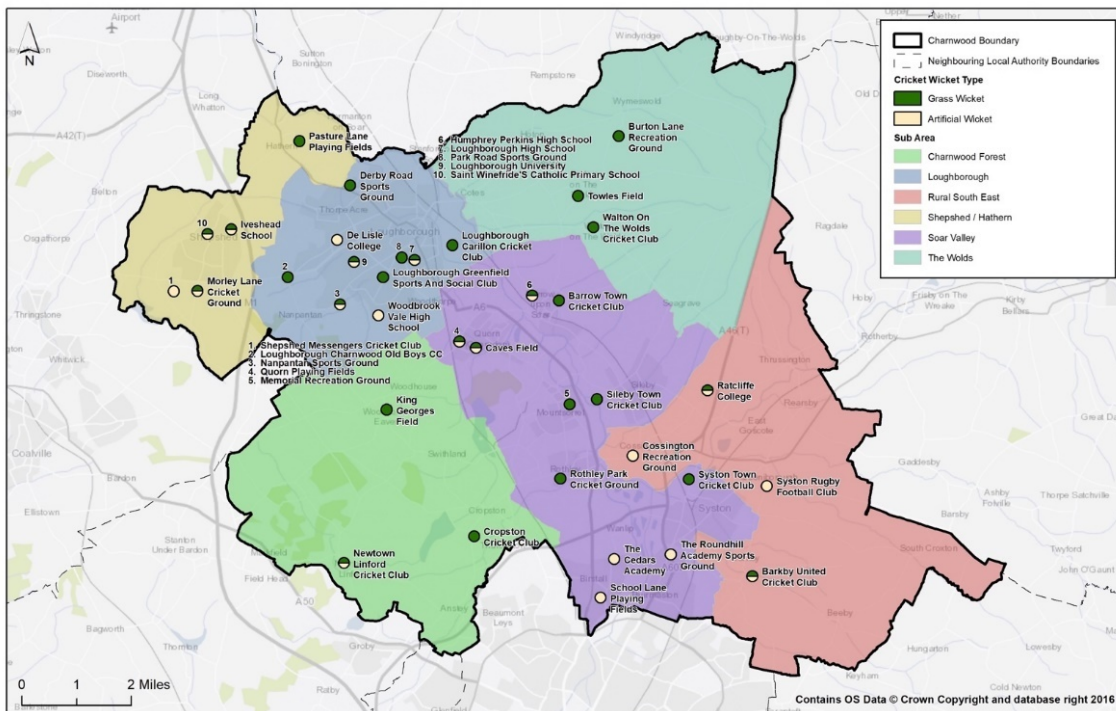


RECOMMENDATION REFERENCE	RECOMMENDATION
F4	<p>It is recommended that the Leicestershire and Rutland Football Association (LRFA) engages with clubs identified as playing on home grounds where there is no further capacity at peak time, to make them aware of alternative sites that are available for use in their neighbourhood and increase access to available pitches at peak time. This is especially pertinent to demand for Adult 11 v 11 pitches; clubs need to be better informed of alternative pitch availability and capacity so that they can remain in the Borough to play peak-time matches.</p> <p>Sites with spare peak time capacity can be found in the site-by-site table in Appendix C: Facilities Site-By-Site Analysis Football of this report.</p> <p>Justification: The analysis shows that there is enough capacity within the current pitch stock to meet demand, but that much of this supply is not available, or not being used due to unsuitability or a lack of awareness of the site’s availability for use.</p>
F5	<p>Where sites have been identified as suffering from a lack of pitch capacity and/or poor quality, drainage or a lack of maintenance, the Leicestershire and Rutland Football Association (LRFA) should work with site managers to ensure sufficient maintenance procedures are being undertaken.</p> <p>The LRFA should also work to ensure these procedures are being delivered by people with sufficient knowledge to produce an adequate playing surface. It is further recommended the LRFA works with site managers to identify potential ways of financing enhanced pitch maintenance procedures where appropriate. This activity should be focused on sites that attract the most demand for football.</p> <p>Unless otherwise stated, the primary intervention is recommended to be an improvement to the pitches’ maintenance regime.</p> <p>Justification: Many sites are reported as having poor drainage. This results in numerous match cancellations and damage to the pitches during the winter. This in turn decreases the quality of the pitches for later in the season. These two factors – poor quality facilities and match cancellations – are identified as two of the most significant frustrations amongst football participants and parents. It is therefore vital to address this issue.</p>
F6	<p>It is recommended that the LRFA works with clubs and site managers to improve the quality of ancillary provision in the Borough.</p> <p>This is especially pertinent to working with Charnwood Borough Council and the town/parish councils, depending on the ownership of a specific pitch, where the quality of the ancillary facilities is consistently regarded as being in a poor condition, often due to antisocial behaviour on site.</p> <p>Justification: Throughout the Borough, many sites are considered to have ancillary facilities that are in an inadequate condition. This is reported by both the club consultations and site visits.</p>
TO MEET FUTURE DEMAND:	
F7	<p>Increasing peak-time capacity for Adult 11 v 11 pitches in the Loughborough and Soar Valley sub-areas is crucial to ensure projected new teams have the option of playing at peak times at a venue close to their desired home ground (should this not be available).</p>



RECOMMENDATION REFERENCE	RECOMMENDATION
	<p>It is therefore recommended that the LRFA works with clubs and available, but under-used, sites to ensure clubs are aware of the alternative venues available within their sub-area (see also Recommendation F4).</p> <p>Justification: Several sub-areas are projected to be at capacity during peak times by 2036. The above action should ensure that clubs are aware of pitches with spare capacity if/when they develop new teams.</p>
F8	<p>It is recommended that the LRFA and Football Foundation (FF) work to identify a site for a minimum of two additional full-sized floodlit 3G AGPs in the area and ensure the existing 3G AGPs are of appropriate quality.</p> <p>Justification: The concentration of existing 3G AGP facilities in the north (in or around Loughborough) suggests that a site in the south of the Borough may be the most favourable option to balance the accessibility of this provision. This may be on an existing site or as part of the North East of Leicester SUE development. A further feasibility study would be required to determine the optimal location of any new 3G AGP facility. There is a precedent at Wreake Academy of there being unsecured access to grass pitches, but secured access to an on-site AGP.</p>

CRICKET



Cricket sites by wicket type in Charnwood






Table E: Key context for cricket

1. WHAT ARE THE MAIN CHARACTERISTICS OF THE CURRENT SUPPLY AND DEMAND FOR PROVISION?

Supply

The study has identified 46 cricket squares across 35 sites within the study area. These squares contain 409 grass wickets and 32 NTPs (Non-Turf Pitches).

The majority of supply is concentrated in the Soar Valley and Loughborough sub-areas. Soar Valley accounts for 38% of cricket squares in Charnwood (with 15 squares and 121 grass wickets). Together, Loughborough and Soar Valley sub-areas account for 65% of all squares in the borough. The Loughborough sub-area also has 18 of the 32 NTPs in the borough, representing 56% of all NTPs in the area.

Demand

The study has captured demand from 151 teams, including 86 senior men's teams, 2 senior women's teams and 63 junior teams. At present there are no dedicated girls' junior teams; however, with the advent of All Stars cricket, the ECB is hopeful that one will be formed in the Borough in the near future.

Together these teams produce enough demand for 1,760 matches per season.

Demand is concentrated in the sub-areas of Loughborough and Soar Valley. Loughborough produces demand for 496 matches and Soar Valley for 561 matches per season. This represents 1,057 matches per season within these sub-areas. This equates to 60% of all demand for cricket in Charnwood.

Although the split between senior and junior teams is relatively even (58%:42% in favour of senior teams), senior demand is significantly greater than junior demand. Senior demand for cricket produces 1,332 matches per season, compared to 428 matches of junior demand.

It is also important to note that there is significant imported demand from the City of Leicester. Ninety matches per season are being played in Charnwood, but the teams and players tend to come from and would prefer to play in the City of Leicester (based on consultation feedback).

2. IS THERE ENOUGH ACCESSIBLE AND SECURED COMMUNITY USE PROVISION TO MEET CURRENT DEMAND?

Whilst there is generally enough spare capacity to meet current demand, there are parts of the borough that are limited in their growth potential for cricket participation, due to a lack of spare capacity.


Carrying capacity

In the pitch supply, there is secured community access capable of meeting 1,855 matches per week. This represents 81% of all grass capacity in the borough.

There is demand for 1,760 matches per year, leaving a spare capacity of 95 matches per year. This is the equivalent of 19 grass wickets of spare capacity per year.

Of the NTPs, 23 of the 32 pitches within the borough are securely available for community use. Together, these 23 pitches carry a capacity of 1,380 matches per week.

Leicestershire County Cricket Club (LCCC) has requested a scenario to be modelled in which NTPs can only meet junior demand for U13 teams and younger. These teams currently produce two thirds of all junior demand in the Borough, which equates to 285 matches per season.



2. IS THERE ENOUGH ACCESSIBLE AND SECURED COMMUNITY USE PROVISION TO MEET CURRENT DEMAND?

Under this scenario, this demand can be offset from the demand on grass wickets and allocated to the NTP carrying capacity. Under this scenario, the supply and demand balance figure for securely available NTPs equals 1,095 matches of spare capacity per season.

With demand from U13 teams redistributed to NTPs, the revised balance figure for spare capacity on grass wickets is 370 matches per season. Therefore, displacing U13 demand onto NTPs increases spare capacity for grass wickets from the equivalent of 19 wickets per season to 74 wickets per season.

It should be noted that there are also some sub-areas currently operating at or close to an under-supply of capacity.

Rural South East, for instance, is currently operating with a deficit of 165 match equivalents of capacity across the entire sub-area. Furthermore, Charnwood Forest has insufficient capacity to meet all demand for grass wickets, with a capacity balance of -10 under this scenario. The sub-area is dependent on juniors playing on NTPs to offset demand for these pitches. The Shepshed–Hathern sub-area is similarly reliant on NTPs to offset demand, as its grass wickets would also be operating over-capacity if they had to meet all senior and junior demand in the sub-area.

Peak-time capacity

Whilst there is sufficient carrying capacity amongst the existing pitch stock to meet current demand, it should be noted that there are limitations due to a lack of peak-time capacity in some of the sub-areas in the Borough.


Charnwood Forest and Rural South East sub-areas are at capacity during peak times.

Furthermore, Shepshed–Hathern sub-area has just 1 peak-time match slot available on Saturday afternoons, as does The Wolds sub-area. This means that each sub-area can only cater for a maximum expansion of two teams before capacity is reached; any further growth in teams would mean teams have to use pitches outside of the sub-area.

Carrying and peak-time capacity combined

Combining the two sets of capacity analysis shows the status of each sub-area is as follows:

- **Charnwood Forest: At capacity on Saturday afternoon's peak time but has sufficient carrying capacity to meet demand at other times.**
- **Loughborough: Has 8 spare match slots at peak time and has sufficient carrying capacity to meet current demand.**
- **Rural South East: The sub-area is at capacity during peak times for its pitches. The sub-area is also operating significantly over capacity in terms of carrying capacity.**
- **Shepshed–Hathern: The sub-area has just 1 spare match slot on Saturday afternoons and is operating over capacity when all demand is placed on grass wickets.**
- **Soar Valley: The sub-area has sufficient spare capacity at peak time to accommodate additional demand and has ample spare carrying capacity.**
- **The Wolds: The sub-area has just 1 spare match slot on Saturday afternoons. This means the sub-area can only accommodate a maximum of two more teams; any further additional demand will be forced to use pitches in other sub-areas.**



2. IS THERE ENOUGH ACCESSIBLE AND SECURED COMMUNITY USE PROVISION TO MEET CURRENT DEMAND?

In summary, where there is most demand, in Soar Valley and in Loughborough sub-areas, there is sufficient capacity within the pitch stock to accommodate further demand. However, in the sub-areas where there is less activity, pitches are scarcer and although there is likely to be less growth, these areas are less able to cope with any increase to demand.

3. IS THE PROVISION THAT IS ACCESSIBLE OF SUFFICIENT QUALITY AND APPROPRIATELY MAINTAINED?

The quality of pitches in the Borough should be considered as fair. Of the 45 squares quality assessed (one square was not assessed), 41 are considered either standard or good. 51% of pitches in the borough are considered good and just 4 pitches (11%) are considered poor.

Of the 35 sites, 17 are managed by clubs. This tends to have a positive effect on the quality of pitches, as club volunteers or associates take great pride in the quality of the wickets they produce.

In the site-by-site commentary, more issues have been raised regarding the condition of pavilions and ancillary facilities in general. This follows a similar trend as the football analysis, which identifies a similar response from site users.

Dog-fouling and antisocial behaviour on-site were raised as an issue for teams.

Six sites in Charnwood host Leicestershire Premier League matches. Of these, four grounds do not meet the requisite requirements for the league; they risk relegation should the league committee decide to exclude clubs using sites that cannot meet the league criteria.

4. WHAT ARE THE MAIN CHARACTERISTICS OF THE FUTURE SUPPLY AND DEMAND FOR PROVISION?

33 teams have been identified as part of the projected growth analysis. Only 1 of these teams is identified from the latent demand analysis – a junior team – whilst the others are all projected to be produced by the growth in population.


Of the 32 teams projected by the TGR, 21 are adult teams and 11 are junior teams.

The adult teams are projected to require demand for 210 matches per year, whilst the 12 junior teams (TGR and latent demand analysis combined) are projected to produce demand for 96 matches per week. In total future teams are projected to produce an additional 308 matches per season by 2036.

The ECB is also keen to point out that this figure is based on current conversion of population into players. However, through the national success of All Stars cricket and the significant uptake of the programme amongst Charnwood clubs, the ECB is confident that this success will be translated into additional demand for junior boys' and girls' cricket in the short term, and for senior men's and women's cricket in the medium term.

It should also be noted that the ECB is working with the City of Leicester Council to identify potential new sites for cricket within the City itself. Should this be realised, there is the possibility of there being 90 fewer matches played in the borough in the short term.

This would help to provide the borough with additional peak-time capacity on a Saturday should adult demand increase in the short term, as well as the medium- to long-term growth projected by the TGR analysis.



5. IS THERE ENOUGH ACCESSIBLE AND SECURED COMMUNITY USE PROVISION TO MEET FUTURE DEMAND?

In terms of carrying capacity, if all demand is reliant on grass wickets, then the Borough will be operating over capacity by 203 matches per season by 2036.

Under this scenario, Charnwood Forest sub-area will be over capacity by 56 matches per season, Loughborough sub-area will have just 36 matches of spare carrying capacity per season, the Rural South East sub-area will be over capacity by 201 matches per season, Shepshed–Hathern sub-area will be over capacity by 30 matches per season, Soar Valley sub-area will operate with just 24 matches of spare capacity per season, and The Wolds sub-area will operate with 24 spare matches of carrying capacity per season.

In total, Charnwood is projected to have an additional 21 senior teams by 2036 but has just 15 spare peak-time match slots. The borough has 9 teams of imported demand all playing at peak time, which, if they were to return to Leicester, would provide the spare capacity needed to meet projected demand at peak times.

This situation is described further in the following sub-area analysis:

Charnwood Forest:

Charnwood Forest is projected to have an additional 3 teams by 2036. The sub- area does not have any additional capacity on Saturdays (peak time for senior men's teams) and would therefore either need new pitches to be brought into the active pitch stock, to develop new pitches in the sub-area, or to ask teams formed in this sub-area to play in Loughborough or Soar Valley.

Loughborough Sub-area:

In the Loughborough sub-area there is spare capacity for an additional 8 teams. Loughborough is projected to have an additional 7 adult teams by 2036; under this scenario, the sub-area would have the equivalent of just one team spare capacity. It should be noted that should the imported demand from Leicester be found home grounds outside of the Borough, Loughborough will gain an additional 5 match equivalents per week. Therefore, if all of the imported demand can be removed in the short- to medium-term future, Loughborough will have sufficient spare capacity to accommodate 6 additional teams on Saturday afternoons (with the potential to meet projected future demand from Charnwood Forest sub-area).

Shepshed – Hathern:


Shepshed–Hathern is projected to have an additional two teams based on the TGR analysis. However, due to the development of a major SUE in close proximity to the sub-area, this figure may rise further. This sub-area has no spare capacity on Saturday afternoons and one pitch is being used by a Leicester-based team. Therefore, if this imported demand can be relocated in the short- to medium-term, Shepshed–Hathern will have spare capacity to accommodate one team on Saturday afternoons.

Soar Valley Sub-Area:

In Soar Valley, there are 6 free match slots on Saturday afternoons; projected demand equates to a further 5 teams by 2036. Therefore, the sub-area has enough capacity to meet projected demand. The sub-area has one Leicester team playing in it on Saturday afternoons, which could be relocated from the area if an alternative home ground could be found in the City. However, it is worth noting that this sub-area could also see demand increase disproportionately due to the development of a SUE in the South of the borough.

The Wolds Sub-Area:

To meet demand, there will be one additional men's team in The Wolds by 2036; there is one match slot in which to accommodate this. The sub-area should therefore have adequate provision to meet demand for one additional team to play on Saturdays.



5. IS THERE ENOUGH ACCESSIBLE AND SECURED COMMUNITY USE PROVISION TO MEET FUTURE DEMAND?

Rural South East Sub-Area:

The Rural South East Sub-Area has a deficit in capacity of 165 match equivalents per season. At peak time there are no available cricket pitches. There is projected demand for an additional 4 teams (2 adult and 2 junior) by 2036. Therefore, the sub-area does not have the capacity to meet future demand and teams would have to play out of the sub-area. It is worth noting that this sub-area could also see demand increase disproportionately due to the development of a SUE in the South of the borough.


The development of pitches in the SUEs could help to address the existing under-supply of pitches in the Borough, and specifically for the sub-areas Shepshed–Hathern and Charnwood Forest.

CRICKET RECOMMENDATIONS


The following response highlights identified key themes and provides overarching recommendations that should be addressed by the specific recommendations for each site, which are set out in Appendix E: Site-by-Site Analysis Cricket and in the action plan at the end of the PPS document.

Table F: Recommendations for Cricket in Charnwood


RECOMMENDATION REFERENCE	RECOMMENDATION
C1	<p>All facilities identified in the site-by-site analysis (Appendix E: Site-by-Site Analysis, Cricket) should be protected as ‘Playing Fields’ in the Local Plan, unless otherwise stated.</p> <p>Justification: Protecting playing fields and playing pitch sites is seen as essential to providing residents with the opportunity to exercise and participate in sport and physical activity. This protection enhances the ability of Sport England and Charnwood Borough Council to protect facilities from urban development where possible. It also helps to ensure that these sites are adequately and appropriately replaced should the need arise for them to be lost to regular cricket use through development.</p>
C2	<p>Sites identified as being of poor quality should be prioritised for investment to improve playing pitch provision (the specific recommendations for each site are included in Appendix E: Facilities Site-By-Site Analysis Cricket as well as Table 15.2 of the main report.</p> <p>Justification: It is important that any pitches where quality is highlighted as needing improvement are prioritised for investment to maintain playing capacity. The health and safety of participants needs to be assured in relation to both the playing pitch and ancillary facilities.</p>
C3	<p>The England and Wales Cricket Board (ECB) and Leicestershire County Cricket Club (LCCC) should work with the clubs to install non-turf pitches (NTPs) when junior demand becomes too great to be met by grass wickets alone.</p>




RECOMMENDATION REFERENCE	RECOMMENDATION
	<p>Examples of sites that should be considered for a new or replacement NTP for this strategic purpose:</p> <p>SOAR VALLEY SUB-AREA:</p> <p>Caves Field, Quorn, LE12 8EP</p> <p>LOUGHBOROUGH SUB-AREA:</p> <p>De Lisle College, Loughborough Loughborough Greenfields Sports And Social Club, Loughborough, LE11 3HZ</p> <p>CHARNWOOD FOREST SUB-AREA:</p> <p>Cropston Cricket Club, Anstey, LE7 7BP Newtown Linford Cricket Club, Newtown Linford, LE6 0AD</p> <p>Justification: The analysis shows that whilst there is sufficient supply to meet demand, the area is dependent on grass wicket capacity being ‘topped up’ by NTP capacity to meet junior demand. Also, due to the increase in bounce provided by the surface, NTPs are considered to provide a preferred facility for U13 junior cricket.</p> <p>This is because the extra bounce aids better technical development for young players and requires less maintenance and preparation than grass wickets.</p>
C4	<p>The England and Wales Cricket Board (ECB) and Leicestershire County Cricket Club (LCCC) should work with the clubs to help finance the installation of fixed practice nets where clubs require them. Sites with developed or developing junior sections should be considered the priority for this provision.</p> <p>Examples of sites that should be considered for new or replacement practice nets for this strategic purpose include:</p> <p>Nanpantan Sports Ground, Loughborough, LE11 3TN</p> <p>School Lane Playing Fields, Birstall, LE4 4EA</p> <p>Justification: Fixed practice nets are considered to aid technical development of both junior and senior players. They also enhance the quality and appeal of a cricket facility from a users’ perspective. Several key sites in the area do not currently have fixed practice nets and clubs have expressed a desire to provide them on-site.</p>
C5	<p>Where appropriate, the England and Wales Cricket Board (ECB) and Leicestershire County Cricket Club (LCCC) should also work with clubs to encourage establishment of a group of qualified volunteers for each ground to undertake pitch preparation and maintenance.</p> <p>They should also help to ensure that these volunteers have access to the latest knowledge and best practice regarding pitch maintenance and preparation techniques. Furthermore, the ECB the LCCC should ensure that each club is adequately equipped with appropriate maintenance equipment to produce a good-quality surface.</p>



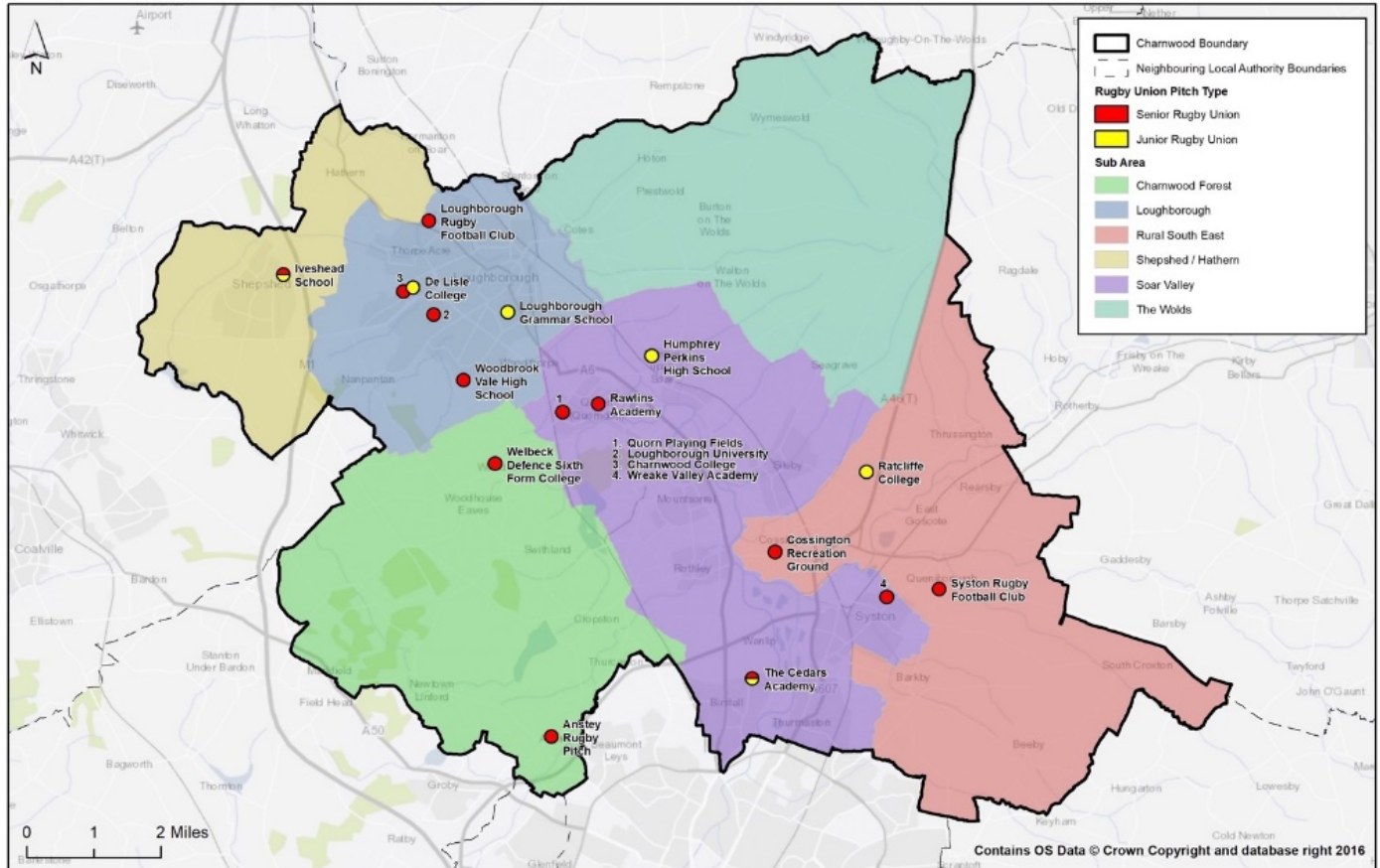
RECOMMENDATION REFERENCE	RECOMMENDATION																																																										
	<p>Justification: The quality of the pitches in the area is currently considered to be good. This is due to strong volunteer engagement across many club sites. However, there is a risk that if clubs lose their volunteer maintenance providers, replacing them would either take time or significant unforeseen expense.</p>																																																										
C6	<p>Charnwood Borough Council, the England and Wales Cricket Board (ECB) and Leicestershire County Cricket Club (LCCC) should work with clubs to discourage antisocial behaviour on sites. Required measures are likely to be specific to each site but this may include better fencing and barriers as well as CCTV, where appropriate.</p> <p>Park Road Sports Ground has been identified as requiring measures to reduce antisocial behaviour. However, all partners should seek to work with clubs if and when such issues develop.</p> <p>Justification: Multiple sites across several sports have reported issues around antisocial behaviour. This can have a significant impact on clubs, not just in terms of refurbishing or replacing the facilities or equipment that is lost or damaged, but also in terms of increasing insurance premiums which can be detrimental to a club's financial security.</p>																																																										
C7	<p>The England and Wales Cricket Board (ECB) and Leicestershire County Cricket Club (LCCC) should continue to work with clubs/sites to improve ancillary facilities including pavilions, fencing, car parking or other non-playing facility elements. This may include support and involvement from Charnwood Borough Council where planning permission to extend or rebuild pavilions is required.</p> <p>Clubs that have been identified as requiring improved ancillary facilities include:</p> <table border="1" data-bbox="427 1368 1477 2049"> <thead> <tr> <th rowspan="2">SITE</th> <th rowspan="2">SECURED COMMUNITY USE?</th> <th colspan="3">FACILITY FOR IMPROVEMENT</th> </tr> <tr> <th>FENCING</th> <th>STORAGE</th> <th>PAVILION</th> </tr> </thead> <tbody> <tr> <td colspan="5">SOAR VALLEY SUB-AREA:</td> </tr> <tr> <td>Barrow Town Cc, Barrow-Upon-Soar, Le12 8pd</td> <td>Y</td> <td>Y</td> <td>Y</td> <td></td> </tr> <tr> <td>Caves Field, Quorn, LE12 8EP</td> <td>Y</td> <td></td> <td></td> <td>Y</td> </tr> <tr> <td>Sileby Town Cricket Club, Sileby, LE12 7UX</td> <td>Y</td> <td></td> <td></td> <td>Y</td> </tr> <tr> <td>Syston Rugby Football Club, Syston, LE7 3FE</td> <td>Y</td> <td></td> <td></td> <td>Y</td> </tr> <tr> <td colspan="5">LOUGHBOROUGH SUB-AREA:</td> </tr> <tr> <td>Derby Road Sports Ground, Loughborough</td> <td>Y</td> <td></td> <td></td> <td>Y</td> </tr> <tr> <td>Nanpantan Sports Ground, Loughborough</td> <td>Y</td> <td></td> <td></td> <td>Y</td> </tr> <tr> <td colspan="5">CHARNWOOD FOREST SUB-AREA:</td> </tr> <tr> <td>Cropston CC, Cropston, LE7 7BP</td> <td>Y</td> <td></td> <td></td> <td>Y</td> </tr> </tbody> </table>	SITE	SECURED COMMUNITY USE?	FACILITY FOR IMPROVEMENT			FENCING	STORAGE	PAVILION	SOAR VALLEY SUB-AREA:					Barrow Town Cc , Barrow-Upon-Soar, Le12 8pd	Y	Y	Y		Caves Field , Quorn, LE12 8EP	Y			Y	Sileby Town Cricket Club , Sileby, LE12 7UX	Y			Y	Syston Rugby Football Club , Syston, LE7 3FE	Y			Y	LOUGHBOROUGH SUB-AREA:					Derby Road Sports Ground , Loughborough	Y			Y	Nanpantan Sports Ground , Loughborough	Y			Y	CHARNWOOD FOREST SUB-AREA:					Cropston CC , Cropston, LE7 7BP	Y			Y
SITE	SECURED COMMUNITY USE?			FACILITY FOR IMPROVEMENT																																																							
		FENCING	STORAGE	PAVILION																																																							
SOAR VALLEY SUB-AREA:																																																											
Barrow Town Cc , Barrow-Upon-Soar, Le12 8pd	Y	Y	Y																																																								
Caves Field , Quorn, LE12 8EP	Y			Y																																																							
Sileby Town Cricket Club , Sileby, LE12 7UX	Y			Y																																																							
Syston Rugby Football Club , Syston, LE7 3FE	Y			Y																																																							
LOUGHBOROUGH SUB-AREA:																																																											
Derby Road Sports Ground , Loughborough	Y			Y																																																							
Nanpantan Sports Ground , Loughborough	Y			Y																																																							
CHARNWOOD FOREST SUB-AREA:																																																											
Cropston CC , Cropston, LE7 7BP	Y			Y																																																							



RECOMMENDATION REFERENCE	RECOMMENDATION																																																				
	<table border="1"> <thead> <tr> <th data-bbox="427 510 1139 725" rowspan="2">SITE</th> <th data-bbox="1144 510 1270 725" rowspan="2">SECURED COMMUNITY USE?</th> <th colspan="3" data-bbox="1275 510 1477 607">FACILITY FOR IMPROVEMENT</th> </tr> <tr> <th data-bbox="1275 613 1326 725">FENCING</th> <th data-bbox="1331 613 1382 725">STORAGE</th> <th data-bbox="1386 613 1477 725">PAVILION</th> </tr> </thead> <tbody> <tr> <td colspan="5" data-bbox="427 732 1477 770">SHEPSHED-HATHERN SUB-AREA:</td> </tr> <tr> <td data-bbox="427 777 1139 815">Morley Lane Cricket Ground, Shepshed, LE12 9EU</td> <td data-bbox="1144 777 1270 815">Y</td> <td data-bbox="1275 777 1326 815"></td> <td data-bbox="1331 777 1382 815"></td> <td data-bbox="1386 777 1477 815">Y</td> </tr> <tr> <td data-bbox="427 822 1139 860">Pudding Bag Lane, Shepshed, LE12 9GD</td> <td data-bbox="1144 822 1270 860">Y</td> <td data-bbox="1275 822 1326 860"></td> <td data-bbox="1331 822 1382 860"></td> <td data-bbox="1386 822 1477 860">Y</td> </tr> <tr> <td data-bbox="427 866 1139 904">School Lane Playing Fields, Shepshed, LE12 9GD</td> <td data-bbox="1144 866 1270 904">Y</td> <td data-bbox="1275 866 1326 904"></td> <td data-bbox="1331 866 1382 904"></td> <td data-bbox="1386 866 1477 904">Y</td> </tr> <tr> <td colspan="5" data-bbox="427 911 1477 949">THE WOLDS SUB-AREA:</td> </tr> <tr> <td data-bbox="427 956 1139 1016">Burton Lane Recreation Ground, Wymeswold, LE12 6UN</td> <td data-bbox="1144 956 1270 1016">Y</td> <td data-bbox="1275 956 1326 1016"></td> <td data-bbox="1331 956 1382 1016">Y</td> <td data-bbox="1386 956 1477 1016"></td> </tr> <tr> <td colspan="5" data-bbox="427 1023 1477 1061">RURAL SOUTH EAST SUB-AREA:</td> </tr> <tr> <td data-bbox="427 1068 1139 1106">Cossington Recreation Ground, LE7 4UZ</td> <td data-bbox="1144 1068 1270 1106">Y</td> <td data-bbox="1275 1068 1326 1106"></td> <td data-bbox="1331 1068 1382 1106"></td> <td data-bbox="1386 1068 1477 1106">Y</td> </tr> </tbody> </table> <p data-bbox="427 1144 1477 1272">Justification: Several clubs have reported a desire to improve their changing rooms and ancillary facilities. Many of these are showing significant signs of ageing. Improving changing facilities will make facilities more attractive to players and can help the clubs gain additional revenue through pavilion hire and increased bar revenue.</p>					SITE	SECURED COMMUNITY USE?	FACILITY FOR IMPROVEMENT			FENCING	STORAGE	PAVILION	SHEPSHED-HATHERN SUB-AREA:					Morley Lane Cricket Ground , Shepshed, LE12 9EU	Y			Y	Pudding Bag Lane , Shepshed, LE12 9GD	Y			Y	School Lane Playing Fields , Shepshed, LE12 9GD	Y			Y	THE WOLDS SUB-AREA:					Burton Lane Recreation Ground , Wymeswold, LE12 6UN	Y		Y		RURAL SOUTH EAST SUB-AREA:					Cossington Recreation Ground , LE7 4UZ	Y			Y
SITE	SECURED COMMUNITY USE?	FACILITY FOR IMPROVEMENT																																																			
		FENCING	STORAGE	PAVILION																																																	
SHEPSHED-HATHERN SUB-AREA:																																																					
Morley Lane Cricket Ground , Shepshed, LE12 9EU	Y			Y																																																	
Pudding Bag Lane , Shepshed, LE12 9GD	Y			Y																																																	
School Lane Playing Fields , Shepshed, LE12 9GD	Y			Y																																																	
THE WOLDS SUB-AREA:																																																					
Burton Lane Recreation Ground , Wymeswold, LE12 6UN	Y		Y																																																		
RURAL SOUTH EAST SUB-AREA:																																																					
Cossington Recreation Ground , LE7 4UZ	Y			Y																																																	
C8	<p data-bbox="427 1330 1493 1458">Charnwood Borough Council should continue to accommodate imported demand from Leicester on local authority-managed facilities. However, it should work with the England and Wales Cricket Board (ECB) and Leicestershire County Cricket Club (LCCC) and City of Leicester Council to migrate this demand back to Leicester.</p> <p data-bbox="427 1480 1493 1675">Justification: There is sufficient peak-time capacity to meet current demand. However, there is not enough existing capacity to meet the projected level of senior demand by 2036. Imported demand from Leicester is currently occupying nine match slots on Saturdays in Charnwood. The relocation of this demand from Charnwood will provide enough spare peak-time capacity for all projected future demand to be met within the existing community pitch stock.</p>																																																				



RUGBY UNION



Rugby Union sites by pitch type in Charnwood



Table G: Key context for rugby union in the borough

1. WHAT ARE THE MAIN CHARACTERISTICS OF THE CURRENT SUPPLY AND DEMAND FOR PROVISION?


The study has identified 84.25 match equivalents of supply in Charnwood. Of this capacity, 44.5 match equivalents (53%) are considered to be available to the community. The majority of supply that is not available to the community has been identified as being located on private education sites or at Loughborough University.

Community rugby clubs have a combined pitch capacity of 22 match equivalents per week. This represents 26% of the total supply and 49% of available supply.

As with most rugby clubs, there is a strong preference for all the pitches they use to be located on their home ground site.

The study has identified demand for 36 match equivalents in the area. This demand is split evenly between senior and junior demand.

Community demand comes from 6 clubs distributed across the borough but is concentrated around two sites: Loughborough RFC and Syston RFC.



1. WHAT ARE THE MAIN CHARACTERISTICS OF THE CURRENT SUPPLY AND DEMAND FOR PROVISION?

Loughborough RFC: Has 19 teams and is identified as operating 1.5 match equivalents per week over capacity. The club also has limited room to grow, as it has no spare capacity during Sunday mornings (peak time for junior and women's rugby) and has only one 1 pitch available every fortnight during the Saturday PM slot. This means the club can only grow by one team whilst accommodating play at peak times.

Syston RFC: The club has 14 teams and is identified as having just 0.25 match equivalents spare capacity. This essentially means that club is operating at capacity, as any additional use would put the club over its identified pitch carrying capacity.

There are 4 smaller clubs currently using multi-sport sites such as academies and recreation grounds of limited quality.

2. IS THERE ENOUGH ACCESSIBLE AND SECURED COMMUNITY USE PROVISION TO MEET CURRENT DEMAND?

The supply and demand balance for rugby across all clubs highlights that there is a supply deficit of 14 match equivalents per week. This means that there is demand for 14 more teams than the current level of community accessible rugby sites can adequately accommodate.

Anstey RFC, Loughborough RFC, Quorn RFC and Shepshed RFC are all able to accommodate 1 additional team during the peak time Saturday PM match slot (traditionally used for men's and colts' rugby).

Sileby Vikings RFC has no spare capacity to accommodate new teams during Saturday afternoons.

The only club with significant spare capacity during Saturdays is Syston RFC, but this site would require significant improvement to the pitches' carrying capacity before it could be considered as having adequate capacity to host another team.

The study has also identified a lack of floodlit pitches to meet mid-week training demand. It is recommended that floodlights are installed at key club sites to increase pitch capacity.


3. IS THE PROVISION THAT IS ACCESSIBLE OF SUFFICIENT QUALITY AND APPROPRIATELY MAINTAINED?

All but 3 of the pitches used for by the community for rugby are considered to be poorly maintained.

Of the two major club sites, both are considered to have standard quality of maintenance of their "main" pitches but not of their other pitches or their training pitches.

The site-by-site action plan recommends enhancements to maintenance and the addition of pipe drainage systems to increase carrying capacity at priority sites in order to address the lack of capacity and pitch quality identified in the area.

In addition, it should be noted that many clubs identify weaknesses or inadequacies in their ancillary facilities. At Syston and Loughborough RFC, this is especially pertinent to the lack of changing facilities suitable for hosting simultaneous men's and women's matches.



4. WHAT ARE THE MAIN CHARACTERISTICS OF THE FUTURE SUPPLY AND DEMAND FOR PROVISION?

The projected future demand is concentrated around two key clubs: Loughborough RFC and Syston RFC. A third club, Birstall RFC, sits on the boundary just outside of the borough in the City of Leicester. This site is referred to in the City of Leicester PPS.

The TGR analysis has identified there will be an increase of 6 teams in the borough by 2036, 1 senior and 5 junior. As the only two clubs with established junior sections, this future demand is projected to be added to Loughborough and Syston RFC, with 3 junior teams added to Loughborough RFC and 2 to Syston.

Clubs report that there is latent demand for 4 additional teams in the borough, 2 senior and 2 junior. This demand is spread evenly across the borough with several smaller clubs expressing a desire to develop additional teams.

5. IS THERE ENOUGH ACCESSIBLE AND SECURED COMMUNITY USE PROVISION TO MEET FUTURE DEMAND?

The analysis shows that there is insufficient capacity within the existing sites used by clubs to meet future demand without operating significantly over the pitches' current capacity. If all future demand is realised, then secured club sites are forecasted to be operating at 24 match equivalents over capacity by 2036.

Similarly, if current levels of supply are maintained, it is likely that clubs will have no, or limited, peak-time availability for junior and senior rugby across both genders.


Finally, the level of mid-week training provision is not thought to be adequate to meet expected future demand. Although additional teams may be able to share training slots with existing teams, it should be recognised that this will have increased impact on the deterioration of the training pitches.

RUGBY UNION RECOMMENDATIONS


The following response highlights identified key themes and provides overarching recommendations that should be addressed by the specific recommendations for each site which are set out in Appendix F Rugby Site-by-Site analysis and in the action plan at the end of this PPS report.

Table H: Recommendations for rugby union in Charnwood


RECOMMENDATION REFERENCE	RECOMMENDATION
RU1	<p>All facilities identified in the site-by-site analysis (Appendix F: Rugby Site-by-Site Analysis) should be protected as 'Playing Fields' in the Local Plan, unless otherwise stated.</p> <p>Justification: The above site-by-site analysis sets out the reasons for each site's protection (if stated). More generally, protecting playing fields and playing pitch sites is seen as essential to providing residents with the opportunity to exercise and participate in sport and physical activity. This protection enhances the ability of Sport England and Charnwood Borough Council to protect facilities from urban development where possible. It also helps to ensure that these sites are adequately and appropriately replaced should the need arise to for them to be lost to regular rugby use through development.</p>



RECOMMENDATION REFERENCE	RECOMMENDATION																								
RU2	<p>The maintenance regime across all club rugby pitches should be increased to standard (M1) levels of maintenance as a minimum, and where this is inadequate, artificial drainage should be installed to maximise the capacity of the pitch.</p> <p>Justification: Under this scenario, all sites (with the exception of Cossington Recreation Ground) will be operating with some spare capacity in their pitches. It is recommended that the RFU continues to monitor the impact of demand on pitch quality. If pitches should begin to be used beyond their capacity again, the RFU should support the clubs in raising the level of maintenance up from standard (M1) to good (M2).</p> <p>Club sites with pitch maintenance scores of M0 and M1 have been identified below as requiring enhanced maintenance.</p> <table border="1" data-bbox="408 857 1481 1749"> <thead> <tr> <th data-bbox="408 857 732 1039">CLUB</th> <th data-bbox="732 857 1018 1039">SUB-AREA AND LOCATION</th> <th data-bbox="1018 857 1233 1039">AVAILABLE FOR SECURED COMMUNITY USE?</th> <th data-bbox="1233 857 1481 1039">REQUIRING ENHANCED MAINTENANCE</th> </tr> </thead> <tbody> <tr> <td data-bbox="408 1039 732 1167">ANSTEY RUGBY PITCH</td> <td data-bbox="732 1039 1018 1167">CHARNWOOD FOREST, Anstey</td> <td data-bbox="1018 1039 1233 1167">Y</td> <td data-bbox="1233 1039 1481 1167">1 pitch is currently rated as M0 for maintenance</td> </tr> <tr> <td data-bbox="408 1167 732 1294">COSSINGTON RECREATION GROUND</td> <td data-bbox="732 1167 1018 1294">LOUGHBOROUGH, Loughborough</td> <td data-bbox="1018 1167 1233 1294">Y</td> <td data-bbox="1233 1167 1481 1294">1 pitch is currently rated as M0 for maintenance</td> </tr> <tr> <td data-bbox="408 1294 732 1422">IVESHEAD SCHOOL</td> <td data-bbox="732 1294 1018 1422">SOAR VALLEY, Quorn</td> <td data-bbox="1018 1294 1233 1422">N</td> <td data-bbox="1233 1294 1481 1422">2 pitches are currently rated as M0 for maintenance</td> </tr> <tr> <td data-bbox="408 1422 732 1563">LOUGHBOROUGH RUGBY FOOTBALL CLUB</td> <td data-bbox="732 1422 1018 1563">LOUGHBOROUGH, Loughborough</td> <td data-bbox="1018 1422 1233 1563">Y</td> <td data-bbox="1233 1422 1481 1563">2 pitches are currently rated as M0 for maintenance; the other is rated M1</td> </tr> <tr> <td data-bbox="408 1563 732 1749">SYSTEM RFC</td> <td data-bbox="732 1563 1018 1749">RURAL SOUTH EAST, Cossington</td> <td data-bbox="1018 1563 1233 1749">Y</td> <td data-bbox="1233 1563 1481 1749">4 pitches are currently rated as M0 for maintenance and 1 is rated as M1</td> </tr> </tbody> </table> <p data-bbox="408 1776 1225 1805">Actions to enhance maintenance to satisfy M2 specifications include:</p> <ul data-bbox="408 1827 967 2101" style="list-style-type: none"> • Aeration (x2 per year per pitch) • Sand dressing (x2 per year per pitch) • Fertiliser (x2 per year per pitch) • Weed kill (x2 per year per pitch) • Chain harrowing (1x per week per pitch) 	CLUB	SUB-AREA AND LOCATION	AVAILABLE FOR SECURED COMMUNITY USE?	REQUIRING ENHANCED MAINTENANCE	ANSTEY RUGBY PITCH	CHARNWOOD FOREST, Anstey	Y	1 pitch is currently rated as M0 for maintenance	COSSINGTON RECREATION GROUND	LOUGHBOROUGH, Loughborough	Y	1 pitch is currently rated as M0 for maintenance	IVESHEAD SCHOOL	SOAR VALLEY, Quorn	N	2 pitches are currently rated as M0 for maintenance	LOUGHBOROUGH RUGBY FOOTBALL CLUB	LOUGHBOROUGH, Loughborough	Y	2 pitches are currently rated as M0 for maintenance; the other is rated M1	SYSTEM RFC	RURAL SOUTH EAST, Cossington	Y	4 pitches are currently rated as M0 for maintenance and 1 is rated as M1
CLUB	SUB-AREA AND LOCATION	AVAILABLE FOR SECURED COMMUNITY USE?	REQUIRING ENHANCED MAINTENANCE																						
ANSTEY RUGBY PITCH	CHARNWOOD FOREST, Anstey	Y	1 pitch is currently rated as M0 for maintenance																						
COSSINGTON RECREATION GROUND	LOUGHBOROUGH, Loughborough	Y	1 pitch is currently rated as M0 for maintenance																						
IVESHEAD SCHOOL	SOAR VALLEY, Quorn	N	2 pitches are currently rated as M0 for maintenance																						
LOUGHBOROUGH RUGBY FOOTBALL CLUB	LOUGHBOROUGH, Loughborough	Y	2 pitches are currently rated as M0 for maintenance; the other is rated M1																						
SYSTEM RFC	RURAL SOUTH EAST, Cossington	Y	4 pitches are currently rated as M0 for maintenance and 1 is rated as M1																						

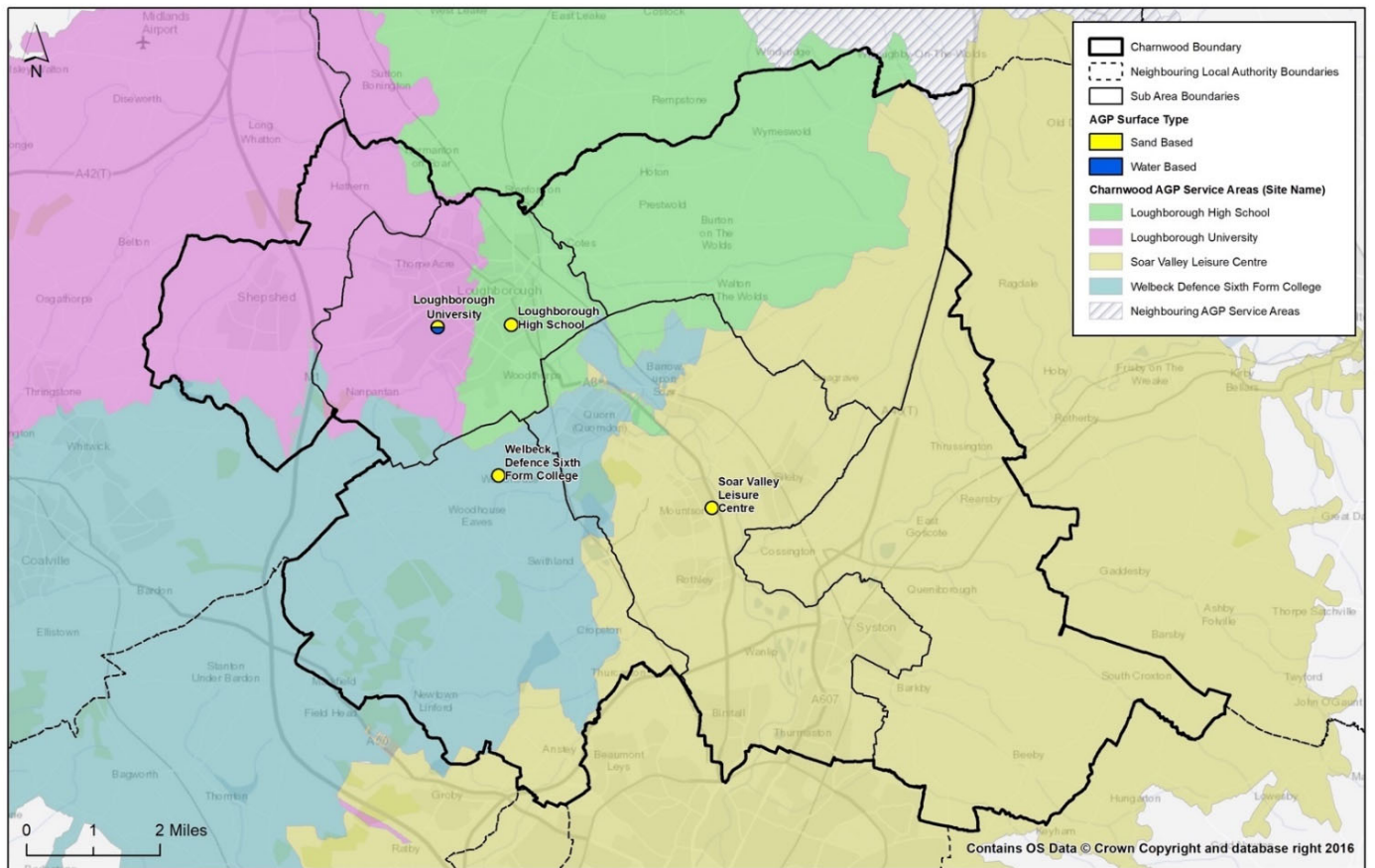


RECOMMENDATION REFERENCE	RECOMMENDATION																
RU3	<p>The adult 11 v 11 football pitch at Cossington Recreation Ground (Sileby Vikings RFC) should be converted to a rugby union pitch.</p> <p>Justification: The site is currently operating over capacity given current demand. The lack of capacity cannot be addressed by improving the maintenance and/or drainage of the pitch. Such interventions would also fail to address the lack of peak-time capacity. Furthermore, the club has expressed the desire and capability to achieve sustainable growth and requires the number of pitches on-site to increase to allow the club to continue to develop. Finally, there is sufficient spare capacity (which is of appropriate quality) within the sub-area to accommodate the displaced football demand.</p>																
RU4	<p>The condition of clubhouses and ancillary facilities should be improved to enable all clubs to adequately provide facilities for participants and spectators.</p> <p>It is also important to note that clubhouses are central to many rugby clubs ability to generate revenue, whether through the bar or venue hire. Improving these facility elements is therefore likely to have a direct and positive impact on the club's ability to invest in coaching, facilities, equipment and maintenance.</p> <p>Specific sites that have been identified as requiring improved clubhouses are as follows.</p> <table border="1" data-bbox="408 1171 1481 1693"> <thead> <tr> <th data-bbox="408 1171 719 1323">CLUB</th> <th data-bbox="719 1171 1102 1323">SUB-AREA AND LOCATION</th> <th data-bbox="1102 1171 1273 1323">SECURED COMMUNITY USE?</th> <th data-bbox="1273 1171 1481 1323">REQUIRING IMPROVED CLUBHOUSES</th> </tr> </thead> <tbody> <tr> <td data-bbox="408 1323 719 1447">ANSTEY RUGBY PITCH</td> <td data-bbox="719 1323 1102 1447">CHARNWOOD FOREST, Anstey</td> <td data-bbox="1102 1323 1273 1447">Y</td> <td data-bbox="1273 1323 1481 1447">Y</td> </tr> <tr> <td data-bbox="408 1447 719 1570">LOUGHBOROUGH RUGBY FOOTBALL CLUB</td> <td data-bbox="719 1447 1102 1570">LOUGHBOROUGH, Loughborough</td> <td data-bbox="1102 1447 1273 1570">Y</td> <td data-bbox="1273 1447 1481 1570">Y</td> </tr> <tr> <td data-bbox="408 1570 719 1693">SYSTON RFC</td> <td data-bbox="719 1570 1102 1693">RURAL SOUTH EAST, Cossington</td> <td data-bbox="1102 1570 1273 1693">Y</td> <td data-bbox="1273 1570 1481 1693">Y</td> </tr> </tbody> </table> <p>Justification: Improvements to clubhouses have been identified in the site visits and the club consultations. These improvements should focus on ensuring clubs can adequately accommodate female, junior and male rugby teams simultaneously, which they currently do not. They should also be able to accommodate players and/or spectators with additional needs.</p>	CLUB	SUB-AREA AND LOCATION	SECURED COMMUNITY USE?	REQUIRING IMPROVED CLUBHOUSES	ANSTEY RUGBY PITCH	CHARNWOOD FOREST, Anstey	Y	Y	LOUGHBOROUGH RUGBY FOOTBALL CLUB	LOUGHBOROUGH, Loughborough	Y	Y	SYSTON RFC	RURAL SOUTH EAST, Cossington	Y	Y
CLUB	SUB-AREA AND LOCATION	SECURED COMMUNITY USE?	REQUIRING IMPROVED CLUBHOUSES														
ANSTEY RUGBY PITCH	CHARNWOOD FOREST, Anstey	Y	Y														
LOUGHBOROUGH RUGBY FOOTBALL CLUB	LOUGHBOROUGH, Loughborough	Y	Y														
SYSTON RFC	RURAL SOUTH EAST, Cossington	Y	Y														
RU5	<p>The level of floodlighting should be increased at Cossington Recreation Ground and Syston RFC to increase mid-week training capacity. In addition, further floodlighting should be added to a second pitch at Loughborough RFC to accommodate further training. This should be undertaken in conjunction with upgrading the existing floodlighting to ensure it is of adequate quality to meet the clubs' playing and training requirements.</p>																



RECOMMENDATION REFERENCE	RECOMMENDATION
	<p>Justification: Improving the level of floodlighting will enable these clubs to continue to grow and improve the quality and safety of their training sessions. The carrying capacity of the training pitches at Loughborough RFC should also be increased for the same reason; however, this is a matter of increasing maintenance rather than providing new floodlighting.</p>

HOCKEY



Sand and water based AGP sites with community use service areas in Charnwood (up to 20-minute drive time)




Table I: Key context for Hockey

1. WHAT ARE THE MAIN CHARACTERISTICS OF THE CURRENT SUPPLY AND DEMAND FOR PROVISION?

There are 7 hockey-appropriate AGPs in Charnwood based across 5 sites. Of these 7 pitches, 5 are available to the community for use, but only one is available on a secured basis: Soar Valley Leisure Centre.

There is one water-based pitch in the area at Loughborough University, which is considered to be in good condition.



1. WHAT ARE THE MAIN CHARACTERISTICS OF THE CURRENT SUPPLY AND DEMAND FOR PROVISION?

All other pitches are sand-based or -dressed pitches. Loughborough Endowed School is the only other good pitch available to the community for use. All other pitches available to the community are considered to be in standard condition.

All pitches, with the exception of Soar Valley Leisure Centre, are based on private educational sites.

The 5 available pitches are concentrated in Loughborough sub-area. Welbeck Defence Sixth Form College is also based close to Loughborough but is located in the Charnwood Forest sub-area. Soar Valley Leisure Centre is located further away from Loughborough in Mountsorrel, in the Soar Valley sub-area. The 5 available pitches produce a total supply of 100 hours of training time, 40 Saturday match slots and 40 Sunday match slots, and all are floodlit.

There are 4 community clubs based in the borough, plus Loughborough Men's and Ladies' Student clubs. These clubs generate 28 teams (18 teams with the student teams discounted). Of these 18 community teams, 15 are senior teams – including 6 men's teams (all produced by Loughborough Town HC) – 3 are women's teams (1 produced by Charnwood Sileby HC and the other by Loughborough Town HC), and 6 are mixed teams (5 produced by Loughborough Carillons HC and the other produced by Charnwood Mountsorrel HC). Together, these teams demand 51.5 hours of hockey per week, comprising 29.5 training hours and 21 hours of match play.

Most clubs are based on pitches in Loughborough. Charnwood Sileby HC and Charnwood Mountsorrel HC are the only two clubs to play at Soar Valley Leisure Centre. Charnwood Mountsorrel HC is a mixed over 50s men's side that come together to play in the England Hockey Cup. The squad plays fixtures for other teams such as Barbarians, Syston Town and Nomads, and then comes together for this competition. They use Soar Valley Leisure Centre for only 3 to 4 games a season and do not train on the site.

2. IS THERE ENOUGH ACCESSIBLE AND SECURED COMMUNITY USE PROVISION TO MEET CURRENT DEMAND?

The only site considered to have reached its capacity for use is the hockey pitch made available by Loughborough University. This is due to Loughborough Town HC having reached the maximum number of hours the university is prepared to allocate to them. As a result, the club uses other facilities such as Welbeck Defence Sixth Form College and Loughborough Endowed School to meet this demand shortfall.

All other venues have sufficient spare capacity to allow for additional use if required.

The demand for hockey generated in the area is mostly met by unsecured pitches at Loughborough University and Loughborough Endowed School. Only 3.5 hours of training and 4 matches per week take place on securely available facilities.


If all demand were to be addressed through the only secured site in the Borough, then 6 teams per week would have to find alternative facilities to play at Saturdays.

This would also mean that Loughborough Town would no longer be able to access a water-based pitch (which may cause them to lose members, as this is attractive for players to use and relatively unique at the standard at which the club plays).

Moving all demand onto just one pitch would also be likely to cause friction between clubs, as they would need to share, alternate or compete for preferred training and match slots.

It should be noted that during consultation with Loughborough Town HC and the university, both reported having a positive relationship, with good, open lines of communication.

Neither the club nor the university feels there is any imminent threat to Loughborough Town HC's use of the facility



2. IS THERE ENOUGH ACCESSIBLE AND SECURED COMMUNITY USE PROVISION TO MEET CURRENT DEMAND?

in the short- or medium-term future; however, the university is resolved not to offer any long-term security of tenure for the club, as the pitch is a university asset and there is no perceived need for the university to do so. Whilst the club, along with England Hockey, would prefer some security of tenure agreement, this situation is unlikely to change in the future.

Loughborough Endowed School similarly reported that having community use of its hockey pitch is a key part of its strategy, meaning there is little chance of community hockey being prevented from playing on the pitch in the future.

3. IS THE PROVISION THAT IS ACCESSIBLE OF SUFFICIENT QUALITY AND APPROPRIATELY MAINTAINED?

All the AGPs are considered to be of sufficient quality. However, should Loughborough Town lose access to the water-based AGP at Loughborough University, then there is no equivalent-quality facility in the borough for the club to use, which would be likely to have an impact on their membership. Loughborough Endowed School and Welbeck Defence Sixth Form College are both considered to be of adequate quality for Loughborough Town's lower ranked teams.

The only provision in need of improvement is the Soar Valley Leisure Centre pitch, which remains in a fair condition for a pitch of 14 years old, but is of insufficient quality to meet the expectations of Loughborough Town Hockey Club.

4. WHAT ARE THE MAIN CHARACTERISTICS OF THE FUTURE SUPPLY AND DEMAND FOR PROVISION?

All future demand is projected to be produced through Loughborough Town HC. This includes two adult teams (1 men's and 1 ladies') and 1 additional junior team by 2036. This is due to the fact that there is limited projected growth for hockey in the area and this club is the dominant one in terms of size and demand.

This is reinforced by the presence of a major SUE being developed to the West of Loughborough, which will increase the club's catchment area.


5. IS THERE ENOUGH ACCESSIBLE AND SECURED COMMUNITY USE PROVISION TO MEET FUTURE DEMAND?

There is enough spare capacity at either of the pitches used by Loughborough Town HC for extra capacity, i.e. Loughborough Endowed School or Welbeck Defence College, to accommodate the additional teams likely to be developed in the future.

There is sufficient capacity within the secured pitch supply to meet all projected future demand. However, if Loughborough Town HC were to lose access to the water-based pitch at Loughborough University, this would be problematic as there is no other pitch in the borough of a comparable quality.

Soar Valley Leisure Centre pitch is currently not of a suitable quality for high-level hockey.

The addition of a good-quality hockey pitch at Loughborough Endowed School that is securely available for community use and provides England Hockey affiliated community clubs with first priority on bookings and an agreed pitch hire rate that is legally tied to the rate of inflation.




HOCKEY RECOMMENDATIONS

The following response highlights identified key themes and provides overarching recommendations that should be addressed using the specific recommendations for each site, which are set out in Appendix D: Hockey Site-by-Site Analysis and in the action plan at the end of the PPS document.

Table J: Recommendations for hockey in Charnwood

RECOMMENDATION REFERENCE	RECOMMENDATION
H1	<p>All facilities identified in the site-by-site analysis should be protected as ‘Playing Fields’ in the Local Plan, unless otherwise stated.</p> <p>Justification: The site-by-site analysis lays out the reasons for each site’s protection. More generally, protecting playing fields and playing pitch sites is seen as essential to providing residents with the opportunity to exercise and participate in sport and physical activity.</p> <p>This protection enhances the ability of Sport England and Charnwood Borough Council to protect facilities from urban development where possible. It also helps to ensure that these sites are adequately and appropriately replaced should they be lost to regular hockey use through development</p>
H2	<p>The pitch surface at Soar Valley Leisure Centre is rated as standard quality but is 14 years old. Most hockey pitches normally have a life-span of 10–12 years, depending on their level of use and maintenance. The age and condition of the facility indicates that refurbishing the pitch surface in the near future is both necessary and timely. Furthermore, an improvement to this facility should encourage further use of the facility, and therefore lower dependency on unsecured sites to provide facilities of adequate quality for community hockey.</p> <p>It is therefore recommended that this pitch is resurfaced in the near future. Consideration should be given to the new carpet type facilitating use by hockey, netball and tennis, to provide a multi-sport hub. Providing a multi-sport surface at this venue could also help to address training and playing needs for other sports, such as netball and tennis, and could create a multi-sport hub used by a number of clubs and teams.</p> <p>Justification: The existing hockey pitch surface is unsuitable for high-performance hockey club use.</p> <p>There is also an identified need for additional outdoor tennis courts, over and above the provision planned in the SUEs, which will not be developed until late 2028. There is a need for outdoor netball courts for summer use and competitions. The need for additional outdoor tennis courts and netball courts could be addressed, at least in part, if a replacement multi-sport surface was provided at Soar Valley Leisure Centre.</p>
H3	<p>It is recommended that secured community use of Soar Valley Leisure Centre be retained as a priority and that a future pitch at Loughborough Endowed School should provide secured community access for England Hockey-affiliated clubs (with controlled booking fees).</p> <p>Justification: Most hockey pitches in the area are not securely available for community use. This is unlikely to change in the future. Should any of the currently used unsecured pitches become unavailable to community clubs, there is likely to be a significant reduction in the level of hockey activity in Charnwood.</p>



RECOMMENDATION REFERENCE	RECOMMENDATION
	Soar Valley Leisure Centre is the best site to prioritise for retention as a hockey facility. This is because Charnwood Borough Council, Sport England and/or England Hockey have the opportunity to influence the booking and management policy of these facilities. Loughborough Endowed School provides another priority site, but given this is a school site, it is harder for external agencies to influence how it operates. Ensuring these facilities are legally secured for community hockey use will guarantee the continuation of the maximum level of hockey activity in Charnwood, even if all unsecured sites become unavailable for community use. Development of additional sand-based pitches in the SUEs could also help to address this situation.
H4	<p>It is recommended that England Hockey and Loughborough Town Hockey Club liaise with Loughborough University to secure access to available pitches.</p> <p>Justification: This is not only to benefit Loughborough Town HC in terms of pitch use, but also to ensure that, should the situation change, Loughborough Town HC has maximum notice and can plan accordingly.</p>

RUGBY LEAGUE

The demand for rugby league in the study area is satisfied by two teams: one senior men's team at Loughborough RFC and an U18s team from Loughborough College also playing at Loughborough Rugby Club.

Table K: Context for Rugby League in the Borough

SPORT	SUMMARY OVERVIEW – CURRENT DEMAND	SUMMARY OVERVIEW – FUTURE DEMAND
RUGBY LEAGUE	There are 2 rugby league clubs in the Borough; both teams play out of Loughborough Rugby Football Club, where there is 1 rugby league pitch.	<p>Demand is not anticipated to increase in the future. There may be a need to develop a dedicated pitch if the existing pitches at Loughborough Rugby Football Club are all required for rugby union.</p> <p>Rugby league players feel there is a need to develop their own pitch to facilitate both training and competitive play.</p>

RUGBY LEAGUE RECOMMENDATIONS

The following response highlights identified key themes and provides overarching recommendations that should be addressed using the specific recommendations for each site.





Table L: Recommendations for Rugby League in Charnwood

RECOMMENDATION REFERENCE	RECOMMENDATION
RL1	<p>Loughborough RFC should be protected as ‘Playing Fields’ in the Local Plan, unless otherwise stated.</p> <p>Justification: The site provides the only rugby league pitch in Charnwood available to the community for use. It is therefore imperative that this site be protected for long-term sporting use. More generally, protecting playing fields and playing pitch sites is seen as essential to providing residents with the opportunity to exercise and participate in sport and physical activity. This protection enhances the ability of Sport England and Charnwood Borough Council to protect facilities from urban development where possible. It also helps to ensure that these sites are adequately and appropriately replaced should the need arise to for them to be lost to regular use through development.</p>
RL2	<p>It is recommended that should the demand for rugby league increase at Loughborough RFC, another of the existing two rugby union pitches should be periodically utilised as rugby league pitches (by altering the line markings), thereby keeping all demand centralised at a single hub site.</p> <p>Justification: Club consultation reveals that much of the demand for rugby league in Charnwood is generated by members of the Loughborough Rugby Football Club, which is a rugby union club. Ensuring that supply of pitches remains centralised around the Loughborough RFC site provides the greatest opportunity for the rugby league section to recruit players from the rugby union section of the club. This will in turn provide the rugby league section with the ability to grow and recruit members from outside of the rugby club.</p>
RL3	<p>It is recommended that the RFL and Charnwood Borough Council work with the club to identify a suitable site for a dedicated pitch if/when the rugby league part of Loughborough Rugby Club feels they need to move to a dedicated facility. A possible site is the Derby Road Sports Ground, where there is significant spare capacity for football at off-peak times, and which could therefore be used for rugby league. The site neighbours Loughborough RFC and therefore would cause the club minimal disruption if this option were pursued. Such a scenario would require careful examination of the supply and demand balances of other sports at the time.</p> <p>Justification: There is some but relatively little crossover between the playing seasons of the two rugby codes, however the size of the rugby league section (and consequently the amount of wear on the pitches) does not currently warrant a dedicated rugby league facility. Should the rugby league section grow and develop significantly, it is likely that the two codes will become incompatible. This would be due to more fixtures increasing the crossover of the two seasons and more intensive use of the pitches preventing adequate recovery from the winter (rugby union) season.</p>



NON-PPS SPORTS

ATHLETICS

Table M: Context for Athletics in the Borough

SPORT	SUMMARY OVERVIEW – CURRENT DEMAND	SUMMARY OVERVIEW – FUTURE DEMAND
ATHLETICS	<p>Informal running/jogging continues to grow in popularity in Charnwood as across England.</p> <p>There is one track and field affiliated club in the Borough: Charnwood Athletics Club. Charnwood Athletics club is growing and needs additional track time for training. It has limited access to the Paula Radcliffe Stadium Track at Loughborough University.</p> <p>There are field facilities (long jump, high jump, javelin, discus and shot-putting areas) available at the Paula Radcliffe Stadium Track (Loughborough University), on a limited-access basis. Schools use these facilities during the summer for school-based athletics and competitions.</p>	<p>It is important that safe routes are made available for informal running/jogging; new housing development provides an important opportunity to develop such routes linking new and existing communities, contributing to active travel and a more active lifestyle.</p> <p>There is opportunity to explore potential use of the track at Radcliffe College for training; this would give Charnwood Athletics Club access to more track training time.</p>


Consultation undertaken in the summer of 2017 to inform the Charnwood Borough Council Open Space Strategy identified that 49% of survey respondents thought there was too little provision of running/walking routes in the Borough. This suggests that interest and participation in running/jogging/walking continues to grow and there is a need to ensure provision of both formal running facilities, and informal running/jogging/walking routes.

ATHLETICS RECOMMENDATIONS


The following response highlights identified key themes and provides overarching recommendations that should be addressed using the specific recommendations for each site.

Table N: Recommendations for Athletics in Charnwood

RECOMMENDATION REFERENCE	RECOMMENDATION
A1	<p>All facilities identified in the analysis should be protected as 'Sports Facilities' in the Local Plan.</p> <p>Justification: Protecting sports facilities is seen as essential to providing residents with the opportunity to exercise and participate in sport and physical activity. This protection enhances the ability of Sport England and Charnwood Borough Council to protect facilities from urban development where possible. It also helps to ensure that these sites are adequately and appropriately replaced should the need arise to for them to be lost to regular use through development.</p>

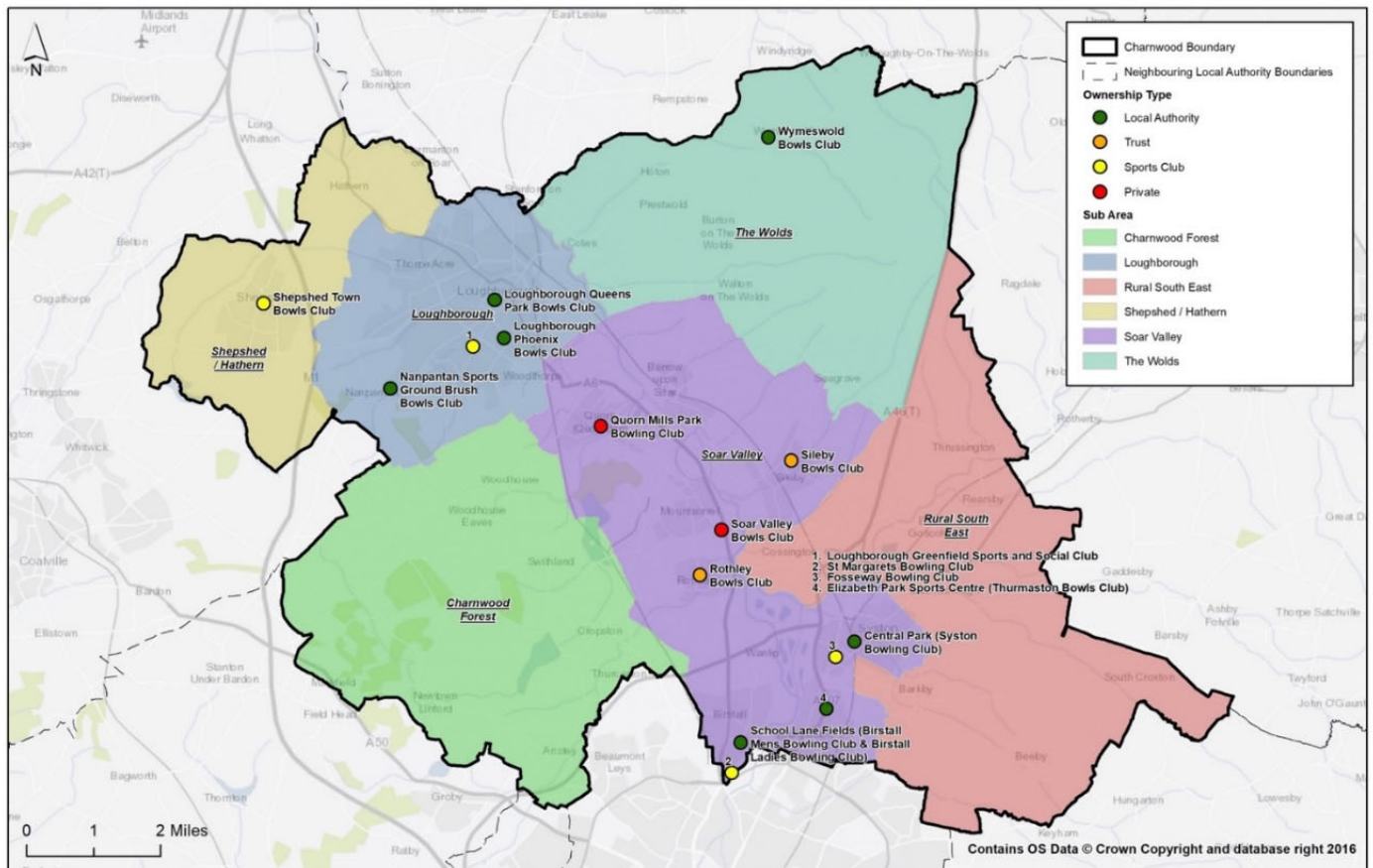


RECOMMENDATION REFERENCE	RECOMMENDATION
A2	<p>The provision of safe routes for running/jogging meeting Sport England Active by Design guidelines are incorporated within new housing developments to facilitate increased opportunity for informal physical activity.</p> <p>Justification: Increasing informal participation in running/jogging/walking; support for existing road running clubs.</p>
A3	<p>In the short term, it is recommended that Charnwood Athletics Club, Loughborough University, British Athletics and any other key stakeholders establish a Paula Radcliffe Stadium Users' Group to be chaired by the University.</p>
A3a	<p>Once established, it is recommended that this group should help to formulate an agreed timetable of use for the facility to ensure all voices are heard and pressures on track time are better understood by all parties.</p>
A3b	<p>It is recommended that membership of the users' group should also guarantee a minimum of 3 years' secure use of the facility. This term should be written into the constitution of the group and agreed by all members. This security of tenure will allow users to commit to improved future planning and to seek alternative facilities to use should their demand outweigh their allotted track time.</p> <p>Justification: The issue of Charnwood Athletics Club having less or limited track time appears to have increased over the last 3–5 years. Establishing a user group will allow key stakeholders to air and discuss concerns and pressures over the use of the facility, as well as allowing users to be made aware of any increased use by the university and expected future demand.</p>
A4	<p>It is recommended that Charnwood Athletics Club explores the possibility of accessing Ratcliffe College's track for some sessions.</p> <p>Justification: The Paula Radcliffe Stadium track is a highly sought-after facility with many parties competing for time on it. This pressure shows little to no sign of abating in the near future. Ultimately, permission to use the track is provided by the University and it is important that all hirers work constructively towards finding solutions addressing track pressure. As part of this effort, the user's group should investigate if and how it is possible to utilise alternative facilities in the area in order to release some pressure on the Paula Radcliffe track.</p>



BOWLS

There are a number of bowls clubs across Charnwood, with clubs principally located in the major population hubs or along the commuter corridor between Leicester and Loughborough.



Outdoor Bowls sites by ownership type in Charnwood



The quality of facilities across the Borough can be said to be quite high, with a number of greens scoring well on the assessment. Ancillary facilities also scored well, despite being an ageing stock. The condition of these facilities can be attributed to a strong and dedicated volunteer base around many of the clubs. This volunteer base contributes heavily to the good upkeep of facilities and helps to oversee – and in many cases, provides – adequate quality maintenance of their respective club’s green.

Although Bowls England has noted a decline in membership rates since its inception in 2008, clubs in Charnwood are generally strong, with memberships reported to be steady but ageing in many cases. The exceptions to this are Loughborough Queens Park and Thurmaston Bowls Clubs. Both clubs are considered to be at risk due to declining membership. Both of these sites have been identified as having a poor-quality green. Most of the sites in Charnwood are operating under capacity, most with good reserves of capacity to accommodate new members




Table O: Context for Outdoor Bowls in the Borough


SPORT	SUMMARY OVERVIEW – CURRENT DEMAND	SUMMARY OVERVIEW – FUTURE DEMAND
BOWLS (OUTDOOR)	<p>There are currently 16 Bowls Clubs in Charnwood with a total membership of 829. Of these members 63% are men and 37% are women.</p> <p>Most of the outdoor bowls greens in Charnwood are operating under capacity, and most with good reserves of capacity to accommodate new members.</p> <p>The quality of facilities across the Borough is quite high, with a number of greens scoring well on the assessment. Ancillary facilities also scored well, despite being an ageing stock. The condition of these facilities can be attributed to a strong and dedicated volunteer base around many of the clubs.</p>	<p>There is a specific need for DDA-accessible toilet facilities at School Lane Playing Fields; similar needs may be relevant at other sites in the future.</p>

BOWLS RECOMMENDATIONS


The following response highlights identified key themes and provides overarching recommendations that should be addressed using the specific recommendations for each site.

Table P: Recommendations for Bowls in Charnwood


RECOMMENDATION REFERENCE	RECOMMENDATION
B1	<p>All facilities identified in the analysis should be protected as ‘Sports Facilities’ in the Local Plan.</p> <p>Justification: Protecting sports facilities is seen as essential to providing residents with the opportunity to exercise and participate in sport and physical activity. This protection enhances the ability of Sport England and Charnwood Borough Council to protect facilities from urban development where possible. It also helps to ensure that these sites are adequately and appropriately replaced should they be lost to regular use through development.</p>
B2	<p>Bowls facilities that are rated as ‘poor’ and therefore should be prioritised for improvement include:</p> <ul style="list-style-type: none"> • Loughborough Queens Park Bowls Club • Quorn Mills Park Bowling Club • Sileby Bowls Club • Elizabeth Park Sports Centre (Thurmaston Bowls Club)



RECOMMENDATION REFERENCE	RECOMMENDATION
	<p>Justification: The typical age profile of bowlers means that participants can be more vulnerable to injury if a facility is poorly maintained. Therefore, Bowls England, bowling clubs and site owners/managers must ensure that bowls facilities, including club houses, greens and other ancillary facilities, are kept in good condition, as this is vital to ensuring the safety of those using the facilities.</p>
B3	<p>It is recommended that Bowls England and Charnwood Borough Council continue to support the work of volunteers and, where appropriate, continue to empower members to have control over the management of their own facility. Charnwood Borough Council, Bowls England and Sport England should continue to support projects which will help the clubs attract more players and grow the game further in the Borough.</p> <p>Justification: Bowls in Charnwood is supported by a very strong base of volunteers. Due in part to the demographic of the sport, a significant number of participants and volunteers are retired and therefore potentially have the free time to help maintain and manage the facilities they use. By empowering this volunteer base, Charnwood Borough Council can help to keep a typically inactive demographic more active and help to facilitate better quality bowling greens.</p> <p>Sites that may be considered to benefit from greater control over their facilities include:</p> <ul style="list-style-type: none">• Central Park (Syston Bowls Club)• Rothley Bowls Club• Elizabeth Park Sports Centre (Thurmaston Bowls Club) <p>It should be noted that each club should be assessed regarding its volunteer skills and capacity in order to determine whether the clubs would benefit from having greater control over the management of their facility.</p>
B4	<p>Bowls England should continue to work with the Thurmaston Bowls Club and Thurmaston Parish Council to support the Club to improve its green and grow membership.</p> <p>Justification: It is understood that Thurmaston Bowls Club has taken on a new maintenance contract in attempt to improve the green to a quality similar to the rest of the area. It is hoped that by improving the quality of the green, the club can begin to attract new members and rebuild its membership base.</p>
B5	<p>Bowls England should work with Loughborough Queens Park Bowls Club and Charnwood Borough Council to identify if the current maintenance work at Queens Park is adequate for producing a green of the appropriate quality and if not, what other maintenance procedures they should be following. It is further recommended that the issue of the water timing system raised by Loughborough Queens Park Bowls Club be addressed to support an improved maintenance schedule.</p> <p>Justification: Loughborough Queens Park Bowls Club has a green that is regarded as poor. The decline in the club's membership is seen as being linked to the poor-quality green. Improving the quality of the green is therefore seen as the first step in helping the club grow and develop.</p>



RECOMMENDATION REFERENCE	RECOMMENDATION
B6	<p>Bowls England and site owners/clubs should look to prioritise investment in the provision of good quality, accessible DDA facilities (including the proposed addition at School Lane Fields).</p> <p>Justification: This recommendation is also linked to the typical age profile of the participants in this sport. The provision of DDA-compliant facilities is vital in ensuring the continued participation of this demographic.</p> <p>School Lane Fields (Birstall Men’s and Birstall Ladies’ Bowls Clubs) is currently the only site specifically recommended for the adding of a DDA WC facility, but it is important to note that this may be a requirement of other clubs to ensure members can continue to play.</p>
B7	<p>Bowls England should work with local clubs to ensure that adequate parking is available as close as possible to the greens and clubhouse to minimise walking distances for older people who may also be carrying relatively heavy bowling balls and equipment. In considering this, the Central Park facility should be a priority.</p> <p>Justification: This recommendation is also linked to the typical age profile of the participants in this sport. The provision of car parking located close by facilities is key to limiting the distance participants must walk to facilities. Not only does this have the benefit of reducing accidents, it also improves participants’ perception of the facility. This in turn, helps to remove a significant barrier to many bowlers’ continued participation in the sport. Clearly bowlers need to be able to walk from one end of the green to the other to play, but for some elderly people this in itself is tiring, so providing parking close by wherever possible is a benefit.</p>



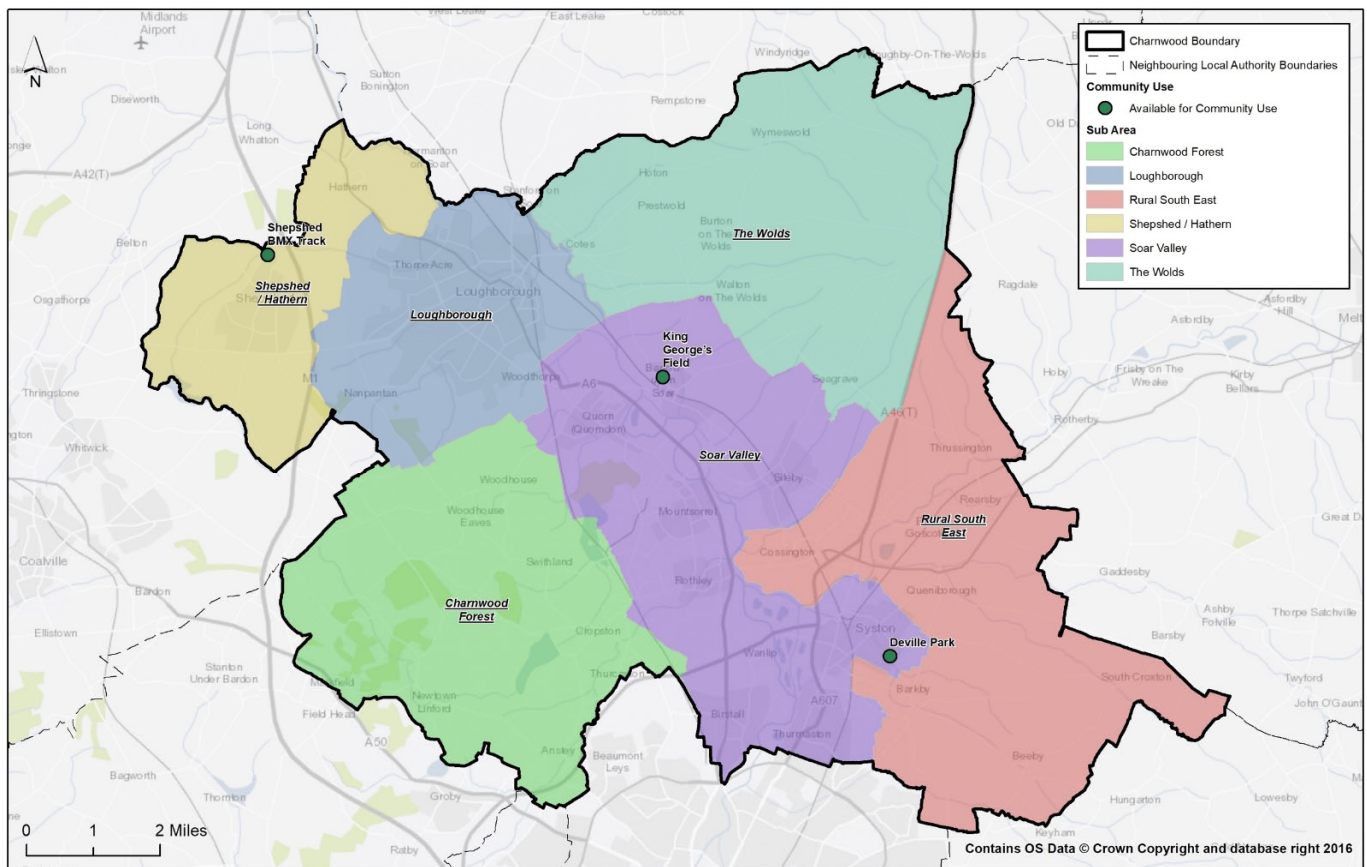
CYCLING

Consultation undertaken in the summer of 2017 to inform the Charnwood Borough Council Open Space Strategy identified that 43% of survey respondents thought there was too little provision of cycling routes in the Borough.

This suggests that interest and participation in cycling continues to grow and there is a need to ensure provision of both formal cycling facilities and informal cycling routes.

SUPPLY OF BMX FACILITIES IN CHARNWOOD

The only formal cycling facilities in the Borough currently are BMX tracks.



BMX Tracks by community use in Charnwood



The quality and condition of the Shepshed track means that Charnwood has the potential to form a BMX Club. The location of the site means that this club would be easily commutable from Loughborough.




Table Q: Context for Cycling in the Borough


SPORT	SUMMARY OVERVIEW – CURRENT DEMAND	SUMMARY OVERVIEW – FUTURE DEMAND
CYCLING	<p>Participation in recreational cycling continues to grow in the Borough.</p> <p>There are existing BMX tracks in the Borough.</p> <p>No additional demand for off-road cycling tracks was identified.</p>	<p>There is a need to ensure provision of safe recreational cycling routes, and an opportunity to design these into new housing developments, to provide opportunities for everyday physical activity.</p> <p>The quality and condition of the Shepshed track means that Charnwood has the potential to form a BMX Club.</p> <p>An outdoor velodrome venue in Charnwood, similar to that developed at the University of York, would be of interest to British Cycling</p>

CYCLING RECOMMENDATIONS


The following response highlights identified key themes and provides overarching recommendations that should be addressed using the specific recommendations for each site.

Table R: Recommendations for Cycling in Charnwood

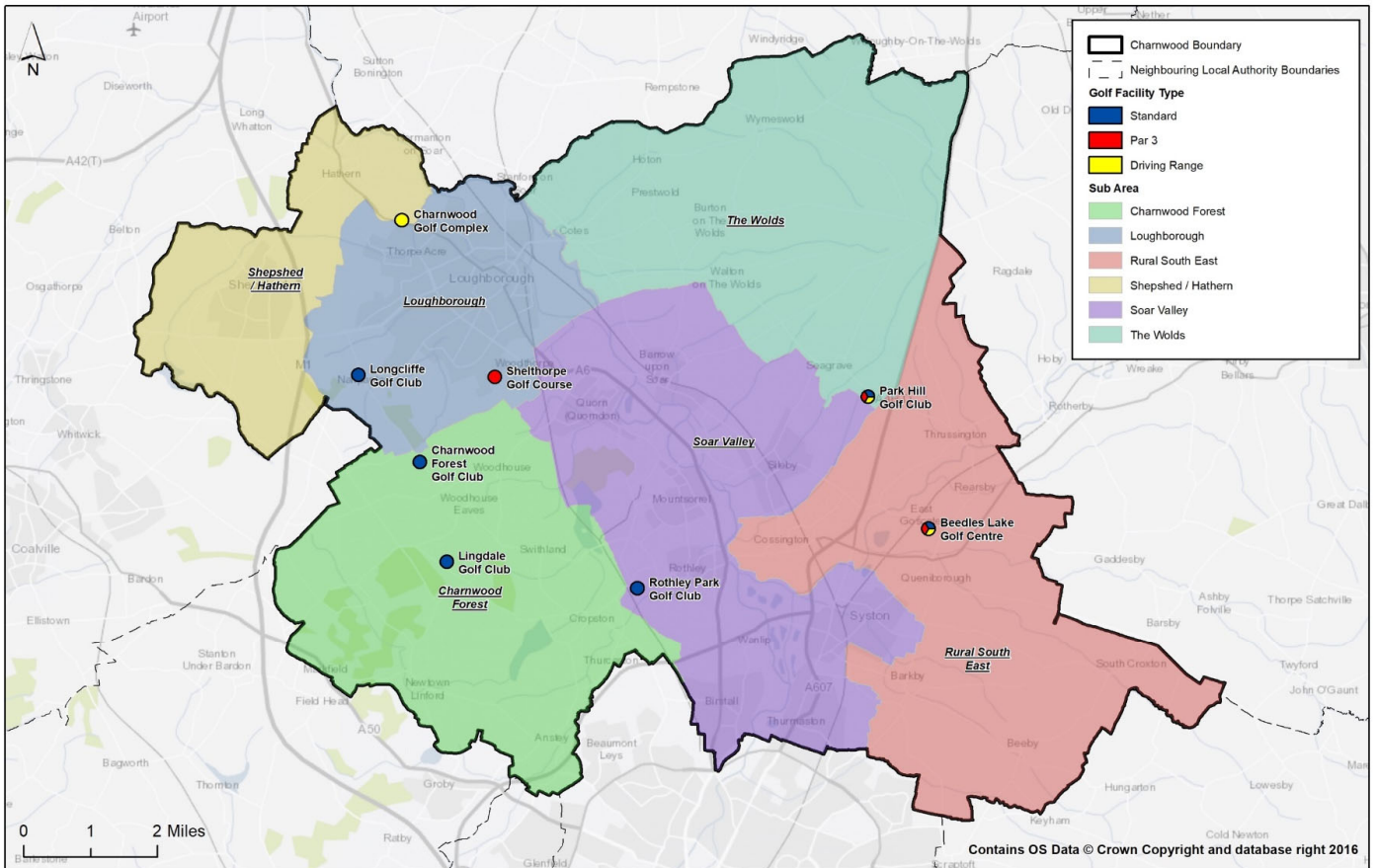
RECOMMENDATION REFERENCE	RECOMMENDATION
CY1	<p>All facilities identified in the analysis should be protected as ‘Sports Facilities’ in the Local Plan.</p> <p>Justification: Protecting sports facilities is seen as essential to providing residents with the opportunity to exercise and participate in sport and physical activity. This protection enhances the ability of Sport England and Charnwood Borough Council to protect facilities from urban development where possible.</p> <p>It also helps to ensure that these sites are adequately and appropriately replaced should they be lost to regular use through development.</p>
CY2	<p>The provision of safe routes for off-road cycling meeting Sport England Active by Design guidelines should be incorporated within new housing developments to facilitate increased opportunity for informal physical activity.</p> <p>Justification: Increasing informal participation in recreational cycling and cycle to work.</p>
CY3	<p>It is recommended that the Shepshed BMX track be maintained to a level that it is suitable for hosting a meeting of the upcoming cycle track league.</p> <p>Justification: The track represents a good-quality facility for the Borough. Hosting an event will help to raise awareness of the facility and encourage greater use of it.</p>



RECOMMENDATION REFERENCE	RECOMMENDATION
CY4	<p>It is recommended that DDA-compliant WC facilities are added to the Shepshed site to help attract events and encourage greater use of the track.</p> <p>Justification: The presence of accessible WC facilities (where there are currently no WC facilities at all) will encourage greater use of the track, better enable it to host events and make the track more accessible to residents of the area.</p>
CY5	<p>It is recommended that British Cycling works with Barrow-upon-Soar Parish Council and Syston Town Council to improve the condition of their tracks and make them fit for use as beginner/learner tracks.</p> <p>Justification: The Shepshed facility is a large track which may be intimidating to cyclists new to BMX. Adding tracks that are more accessible to lower skill levels will enable the main track to be more accessible (as users graduate on to it once they are proficient). This pathway is also likely to reduce injuries or accidents on the Shepshed tracks as riders will be more proficient before attempting to use it.</p>
CY6	<p>It is recommended that Charnwood Borough Council open a dialogue with British Cycling with regards to a potential Outdoor Velodrome (as raised during consultation for this study).</p> <p>Justification: The potential for an Outdoor Velodrome development was raised during NGB consultation for this study and should be further explored.</p>
CY7	<p>The development of a new BMX facility in the Borough as part of the West of Loughborough SUE should be progressed.</p> <p>Justification: The level of projected additional demand for BMX facilities by 2036.</p>



GOLF



Golf facilities by type in Charnwood



The supply and demand analysis demonstrates that there is a varied and good quality of provision for golf in the Borough with a good variety on offer to each of the market segments.

There is a considerable cross-section of demand across the Borough. This includes golf demand that is not met by standard 18-hole courses. Shelthorpe Golf Course is considered to be an important offer to non-traditional golfing segments of Charnwood’s demand. This is especially important due to its proximity to the town of Loughborough. However, the potential of this facility to capitalise on this market and to activate latent and lapsed demand is not being fulfilled, due to its poor quality.




Table S: Context for Golf in the Borough

SPORT	SUMMARY OVERVIEW – CURRENT DEMAND	SUMMARY OVERVIEW – FUTURE DEMAND
GOLF	<p>There are currently 7 golf facilities (excluding Park Hill) of varying types in Charnwood. Five of these facilities are accessible on a pay-and-play-basis.</p> <p>There are 4 Standard Length Courses, 2 Par 3 Courses and 2 Driving Ranges in the Borough.</p> <p>Golf Club Membership is currently 2979 members, split between 5 clubs.</p> <p>None of the facility operators consulted as part of this study noted a particular lack of capacity (several of the large clubs noted a lack of capacity at peak tee-off times but this is not unusual for large or popular golf courses).</p>	<p>Consultation identifies that facilities must continue to appeal to the different areas of golf's core market in the Borough.</p> <p>There is no discernible demand for any new 'standard' 18-hole courses but support in the enhancement of existing facilities is recommended.</p> <p>There could be opportunity to consider the future provision and extent of Shelthorpe Golf Course, given the identified deficiency of open space in the area.¹ There is opportunity to reduce the existing level of formal golf provision at Shelthorpe to provide community accessible open space.</p>


GOLF RECOMMENDATIONS

The following response highlights identified key themes and provides overarching recommendations that should be addressed using the specific recommendations for each site.


Table T: Recommendations for Golf in Charnwood

RECOMMENDATION REFERENCE	RECOMMENDATION
G1	<p>All existing facilities identified in the analysis should wherever possible be protected as 'Sports Facilities' in the Local Plan, except Shelthorpe Golf Course (see Recommendation G6), for the reasons outlined in Recommendation G6.</p> <p>Justification: Protecting sports facilities is seen as essential to providing residents with the opportunity to exercise and participate in sport and physical activity. This protection enhances the ability of Sport England and Charnwood Borough Council to protect facilities from urban development where possible. It also helps to ensure that these sites are adequately and appropriately replaced should they be lost to regular use through development.</p>
G2	<p>England Golf and Charnwood Borough Council should work towards increasing access to pay-and-play golf facilities and ensuring that there is equitable access for all.</p> <p>Justification: In order to grow participation in the game of golf and ensure there is equitable access for all, there is a need to ensure there are affordable opportunities to play which do not depend on having membership.</p>

¹ Source: Charnwood Borough Council Open Spaces Assessment Study, 2017




RECOMMENDATION REFERENCE	RECOMMENDATION
G3	<p>It is recommended that there should be a presumption in favour of retaining all standard golf courses*. Any planning application should include a comprehensive assessment of the impact of the proposals on the provision and use of golf facilities in the Borough, and how the proposals would align with the findings of this Strategy, as well as national and local policy and guidance.</p> <p>* As the closure of Park Hill Golf Club came forward while this Strategy was being prepared, and redevelopment proposals have since come forward for consideration by Charnwood Borough Council it would not be appropriate to set out recommendations for this particular course which will be considered on its own planning merits. However, the recommendation should apply to all future proposals.</p> <p>Justification: A key outcome from the consultations with the Clubs and England Golf is that facilities must continue to appeal to different areas of golf's core market in the Borough. There is no discernible demand for any new standard 18-hole course, but all existing facilities should be supported in their efforts to enhance their facilities. The closure of any facility should be subject to an options appraisal study (as per recommendation G5).</p>
G4	<p>It is recommended that England Golf should support Rothley Park Golf Course should they express a desire to add a driving range to the site.</p> <p>Justification: At present Beedles Lake is the closest driving range to Leicester. Rothley Park is the best located course for commuters heading North of Leicester and would significantly increase commuters' accessibility to a driving range.</p>
G5	<p>It is recommended that a full feasibility study and options appraisal be undertaken into any Golf facility which may be facing closure to ascertain whether it is necessary to retain or replace this facility.</p> <p>Justification: There is a considerable cross-section of demand in the Borough. This includes golf demand that is not met by standard 18-hole courses (such as Shelthorpe Golf Course). Shelthorpe is considered to be an important offer to non-traditional golfing segments of Charnwood's golfing demand. This is especially important due to its proximity to the town of Loughborough. However, the potential of this facility to capitalise on this market and to activate latent and lapsed demand may not be being fulfilled. Therefore, prior to making any decision regarding reallocating the use of Shelthorpe or any other golf facility in Charnwood, an independent feasibility study should be undertaken to determine whether the site should be retained for golf or not.</p>
G6	<p>Charnwood Borough Council reviews the findings of the 2018 PPS in the context of the 2017 Open Space Assessment and considers the options for the future of the Shelthorpe Golf Course Site.</p> <p>Justification: Shelthorpe Golf Course is of poor quality, and there is a deficiency of open space in that ward. There is potential to retain golf provision, but reduce its scale, and develop informal open space to facilitate additional opportunity for physical activity.</p>



NETBALL

Table U: Context for Outdoor Netball in the Borough

SPORT	SUMMARY OVERVIEW – CURRENT DEMAND	SUMMARY OVERVIEW –FUTURE DEMAND
NETBALL (OUTDOOR)	<p>There are 43 outdoor Netball courts across 14 sites in the Borough. Seven of these courts are floodlit, across 3 sites. All of these facilities are on educational sites, either at academies or private school sites. Seventeen of these courts are available to the community for use.</p> <p>Of the 47 outdoor courts, 44% are in poor condition. A further 18% are in standard condition.</p> <p>There is no recorded community demand for outdoor provision in the Borough with all current demand met by indoor facilities. N.B Analysis of indoor netball is in the 2018 Indoor Built Facility Strategy Report, see Recommendation R4. No club has expressed demand for use of outdoor facilities to supplement training or match demand.</p> <p>All outdoor courts are located on sites related to education and the only recorded use of these facilities for netball is for PE and inter-school matches.</p> <p>The only other outdoor demand identified for the study is from England Netball, reflecting the need for host venues for outdoor summer tournaments (a minimum of 6 courts, preferably of good quality). Loughborough Endowed School is the only site in the Borough that can meet these requirements. This site is considered to be in good condition and therefore not in requirement of further enhancement.</p> <p>Many of the existing outdoor courts in the Borough are of poor quality (44%).</p>	<p>Improve overall condition of existing outdoor courts.</p> <p>Potential to develop Soar Valley Leisure Centre site as a hub for netball.</p>




NETBALL RECOMMENDATIONS

The following response highlights identified key themes and provides overarching recommendations that should be addressed using the specific recommendations for each site.

Table V: Recommendations for Netball in Charnwood

RECOMMENDATION REFERENCE	RECOMMENDATION
N1	<p>All facilities identified in the analysis should be protected as ‘Sports Facilities’ in the Local Plan.</p> <p>Justification: Protecting sports facilities is seen as essential to ensuring that residents are provided with the opportunity to exercise and participate in sport and physical activity. This protection enhances the ability of Sport England and Charnwood Borough Council to protect facilities from urban development where possible. It also helps to ensure that these sites are adequately and appropriately replaced should they be lost to regular use through development.</p>
N2	<p>It is recommended that all courts at the following schools be upgraded to a minimum of standard quality: De Lisle College, Rawlins Academy, Roundhill Academy, The Cedars Academy, Woodbrook Vale High School, and Wreake Valley Academy. This includes bringing the quality of posts, fencing, lines and the surfaces to an appropriate level.</p> <p>Justification: The surfaces at these venues are not of an appropriate quality to facilitate safe use for netball; in order to continue to grow participation and optimise use of existing facilities, the quality of the playing surfaces and equipment needs to reflect the guidelines set out by England Netball.</p>
N3	<p>It is also recommended that England Netball ensure that the facilities at the following sites are maintained to ensure the facilities remain at standard quality: Humphrey Perkins High School, Iveshead High School, Limehurst Academy, and The Martin School. Again, this pertains to ensuring the quality of posts, fencing, lines and the surfaces are of an appropriate level.</p> <p>Justification: The audit has highlighted the poor quality of outdoor facilities in the Borough, with 44% of courts considered to be in poor condition across six sites. All outdoor netball facilities are located on education sites. The continued prevalence of netball in schools in England is considered vital to the continued success of English netball and its growth in participation over the last five years.</p> <p>Netball in PE is considered vital for two reasons. Firstly, it gives girls who enjoy the sport an introduction to the game and the starting point to join a local community team with the potential to progress along traditional netball participation pathways. Secondly, the success of England Netball’s “Back to Netball” programme is based on the fact that netball is a sport many women played at school and therefore this represents a familiar sport to pick up later in life should they not pursue the traditional participation pathway of club or university netball. The failure to ensure schools have adequate, safe provision means that schools are either unlikely to continue playing the sport or girls will no longer enjoy playing due to the poor facilities. As a result, poor facilities threaten the two key participation pathways for netball in Charnwood.</p>



RECOMMENDATION REFERENCE	RECOMMENDATION
N4	<p>It is recommended the England Netball continues to communicate with Charnwood Borough Council around the possibility of developing a multi-use hub site, for use alongside all other sports.</p> <p>Justification: This surface would enable grass roots and recreational netball to be played outdoors at leisure centres and other community facilities. If such a facility were to be developed then Soar Valley Leisure Centre could be a good candidate for trialling this solution, given its limited current use for hockey and the shortage of casual use tennis courts in the area. This would be dependent on greater security for hockey being realised in the area.</p>

TENNIS


Table W: The Context for Tennis in the Borough

SPORT	SUMMARY OVERVIEW – CURRENT DEMAND	SUMMARY OVERVIEW – FUTURE DEMAND
TENNIS (OUTDOOR)	<p>There is in theory sufficient supply of outdoor courts to meet the current demand for tennis generated within the Borough. However, at present only 52% of the total capacity is available for community use, whether through membership of a community club or through free-to-use or pay-and-play courts. The rest of the courts are only accessible to tennis club members. Whilst there is sufficient supply of courts at clubs to meet member demand (although some sites are operating at or over capacity), there is a significant under-supply of courts to meet non-member demand, i.e. that are community accessible.</p>	<p>Demand for tennis (club membership and non-member use) will increase as population grows. There are currently insufficient outdoor floodlit tennis courts to meet future demand. Additional courts are needed; it would be beneficial if the planned outdoor tennis courts in the SUEs were floodlit.</p>
TENNIS (INDOOR)	<p>Loughborough is well-provided for through 10 indoor tennis courts at two sites</p>	<p>No need has been identified for additional indoor courts in the area.</p>


The supply and demand analysis for tennis court provision in the Borough is summarised in Table X.

Table X: Tennis Summary of Findings

	KEY FINDINGS
SUPPLY	<p>There are 106 outdoor tennis courts in Charnwood across 25 sites.</p> <p>55 courts are located on community accessible sites with 95% of these located on members' club sites.</p> <p>There are only 3 fully community accessible courts in Charnwood, none of which are in Loughborough.</p>



	KEY FINDINGS
	<p>93% of the community accessible courts are considered to be either of good or standard quality.</p> <p>51 outdoor courts in Charnwood are not accessible to the community for tennis; most of these are based on education sites which may be open to having some community access agreed which would increase capacity in the Borough. However, there may be significant barriers to bringing these facilities into the secured and available tennis supply.</p> <p>There are 10 indoor tennis courts in the Borough; two are available for members' use at Loughborough Lawn Tennis Club, and 8 are available for student, staff and some local club use at the Loughborough University of Loughborough Indoor Tennis Centre.</p>
DEMAND	<p>Sport England's Market Segmentation Tool indicates that 2,866 people currently play tennis in Charnwood.</p> <p>Membership figures provided by the LTA indicate that 60% of this demand is taken up by clubs (1,767 people).</p> <p>It is thought that much of the demand generated by tennis players without membership (1,099) is catered for by members' club sites (e.g. sites owned by Parish Councils).</p> <p>It is estimated that should the LTA be successful in converting 10% of its latent demand in Charnwood, it would produce a further 317 regularly active tennis players.</p> <p>No additional demand has been identified for indoor courts in the Borough.</p>
SUPPLY VS DEMAND	<p>The current level of demand for tennis facilities in Charnwood means that across the Borough, the current stock of accessible courts (either club courts or community courts) is operating at 109% of their capacity (equating to a deficit equivalent to 226 tennis players, or 3.7 floodlit courts).</p> <p>If non-member demand were to play exclusively on the 3 community courts where membership is not required, then there would be an estimated shortfall in supply equivalent to 16.3 floodlit courts.</p> <p>70% of the capacity of members' clubs in Charnwood is utilised.</p> <p>Three clubs are currently operating above capacity: Beacon Tennis Club (138%), Burton-on-the-Wolds (118%), and Newtown Linford (111%), with Rothley also operating close to capacity at 94%.</p>
THE SITUATION BY 2036 (IF NO NEW COURTS ARE DEVELOPED)	<p>The demand for tennis in Charnwood in 2036 is projected to be between 3,375 and 3,748 people, subject to the LTA's success at converting up to 10% of latent demand into active tennis demand.</p> <p>Depending on the success of the LTA's programme, courts in Charnwood are projected to be operating at between 121% and 142% of capacity if there is no change to supply.</p> <p>This undersupply is equivalent to between 12.3 and 18.5 floodlit tennis courts' worth of capacity.</p> <p>Assuming the number of tennis club members increases in line with the growth of population, members' clubs are projected to be operating at an average of 83% of capacity.</p>




	KEY FINDINGS
	At least 4 clubs will be operating beyond capacity: Beacon Tennis Club (162%), Burton on the Wolds (138%), Newtown Linford (131%) and Rothley (111%).
POTENTIAL NEW COURTS (AND THE IMPACT ON FUTURE SUPPLY AND DEMAND)	<p>8 new courts are proposed as part two SUE developments and are projected to be completed in the late 2020s. The specification of these courts is unknown; they will be accessible for community use.</p> <p>There is also the possibility of reinstating 6 courts at Park Road in Loughborough.</p> <p>Should these 14 courts be realised, they will provide an additional capacity to meet the demand from 840 active tennis players (assuming these courts are all floodlit).</p> <p>Under current participation rates, this would provide a surplus capable of meeting demand from 105 active tennis players, or the equivalent of 1.75 courts when measured against 2036 demand.</p> <p>Should the LTA succeed in converting 10% of latent demand into active tennis demand, then these 14 floodlit courts would reduce the deficit of supply to 268 players, or 4.7 floodlit courts.</p>

TENNIS RECOMMENDATIONS


The following response highlights identified key themes and provides overarching recommendations that should be addressed using the specific recommendations for each site.

Table Y: Recommendations for Tennis in Charnwood

RECOMMENDATION REFERENCE	RECOMMENDATION
T1	<p>All facilities identified in the analysis should be protected as 'Sports Facilities' in the Local Plan.</p> <p>Justification: Protecting sports facilities is seen as essential to providing residents with the opportunity to exercise and participate in sport and physical activity. This protection enhances the ability of Sport England and Charnwood Borough Council to protect facilities from urban development where possible. It also helps to ensure that these sites are adequately and appropriately replaced should they be lost to regular use through development.</p>
T2	<p>As part of the SUE developments it is recommended that Charnwood Borough Council requires the developer to install all 8 courts as community-accessible floodlit courts.</p> <p>Justification: Floodlit courts are considered to be more accessible and provide more capacity than non-floodlit courts. Given the shortfall in community, non-membership courts it is recommended that at least some of this provision is allocated for non-membership holding tennis players at peak times. This can be through free-to-play, pay-and-play or any other access scheme designed to be accessible for those that either do not want or cannot have a membership to a club.</p>
T3	It is recommended that the LTA and Charnwood Borough Council work together to provide six floodlit courts at Park Road.



RECOMMENDATION REFERENCE	RECOMMENDATION
	<p>Justification: There is a clear undersupply of courts which are accessible for community use, i.e. do not require membership for access, in the Borough. Loughborough is the largest settlement in the Borough and currently has no courts accessible to the community without a membership.</p> <p>Park Road represents a central location and already has a history of tennis on the site. The eight additional courts proposed as part of the two SUEs may not be available for a number of years (until late 2020 at the earliest), which is too long to wait for courts that are clearly required now to meet the shortfall in community supply. These courts should be bookable and accessed via a keypad entry to help manage their use and protect them from antisocial behaviour.</p>
T4	<p>It is recommended that the LTA continues to work with clubs to increase capacity. In particular they should look to find ways of increasing capacity at clubs thought to be operating close to, at or over capacity, such as Beacon Tennis Club, Burton-on-the-Wolds, Newtown Linford, and Rothley Tennis Club, to enable these clubs to continue to grow and develop.</p> <p>Justification: This recommendation is targeted at Beacon Tennis Club, Burton-on-the-Wolds, Newtown Linford, and Rothley Tennis Club, but could apply to any club that comes close to operating at capacity. The LTA should work with clubs to increase capacity. This could extend to installing floodlights on non-floodlit courts, installing seasonal or permanent domes where appropriate or even increasing the number of tennis courts where possible. Charnwood Borough Council should support these actions by offering advice on planning constraints if/when required.</p>
T5	<p>Consideration should be given to the LTA working with Anstey PC to improve the quality of the courts at Anstey Recreation Ground.</p> <p>Justification: As one of very few facilities accessible without a membership, this facility should be improved to encourage continued tennis activity on the site. Specifically, the surface of the court should be improved to be more suitable for tennis.</p>
T6	<p>A tennis-usable surface should be installed at Soar Valley Leisure Centre to provide additional access to outdoor tennis courts to meet future demand. Given that there is now a pitch surface available suitable for hockey, tennis and netball, developed and supported by the three relevant NGBs, it is possible for this site to be prioritised for hockey use whilst also providing capacity for tennis and netball.</p> <p>Justification: Additional outdoor tennis courts are needed to meet future demand.</p>
T7	<p>No additional indoor tennis courts are needed, but community access, via clubs, should be protected at the existing indoor facilities.</p> <p>Justification: There are existing indoor tennis courts in the Borough providing for club access; no additional demand has been identified.</p>



SUSTAINABLE URBAN EXTENSION ANALYSIS

During the scope of this study (2018–2036) the majority of Charnwood’s population growth will occur as part of three “sustainable urban extensions” (SUEs). The three SUEs are expected to have a significant impact on both the supply and demand for sports facility provision in the area.

The PPS SUE scenario testing analysis provides a comprehensive supply and demand analysis for the three new areas of development. Using existing levels of demand, as well as an analysis of where new population growth is likely to be allocated, a recommended allocation of pitch typology has been provided for each SUE.


Furthermore, the recommended pitch allocation has then been factored into the future supply and demand analysis, to understand the potential impact on the overall future balance for each sub-area and the local authority as a whole.

In addition to this analysis, a number of clear recommendations have been developed, through an assessment of the future need and consultation with Charnwood Borough Council and relevant external stakeholders.

SUSTAINABLE URBAN EXTENSION RECOMMENDATIONS

Table Z: Recommendations for SUEs

RECOMMENDATION REFERENCE	RECOMMENDATION
SUE1	<p>For any site that will have grass football pitch provision, a full range of mobile goals should be provided by the contractor (if specified) or the operator at the time of delivery.</p> <p>Justification: This will further enhance the ability of playing pitch sites to be flexible in their configuration.</p>
SUE2	<p>Engage with existing and well-established or new community clubs using the SUE pitches to enhance management arrangements for new site and pitch development.</p> <p>Justification: Empowering community clubs to take on greater ownership of sites will help to foster a sense of community ownership of facilities, as well as encouraging volunteer engagement with the site. Where possible, clubs should be able to secure facilities (under certain terms and conditions) on a long-term basis (25 years minimum) for community use, and appropriate management and maintenance systems should be implemented to support the community’s enjoyment of these facilities.</p>
SUE3	<p>The playing pitch development for each of the SUEs should be subject to further feasibility work for each of the SUEs, using recommended pitch allocations to carry out a detailed options appraisal. This options appraisal should refine the facility mix and allocation of pitch types on-site; operational management will be determined by the private landowners, as long as they comply with planning conditions and the Section 106 Agreement.</p>




RECOMMENDATION REFERENCE	RECOMMENDATION
	<p>Justification: The PPS has utilised existing supply and demand data to calculate the projected level of demand for each SUE, as well as the recommended pitch provision for each area. Further analysis is required in order to refine this approach and ensure that residents are provided with high quality, sustainable sports and physical facilities.</p>
SUE4	<p>Utilise the opportunity of the SUE development to invest in sites through a multi-sport hub delivery model, utilising a single high-quality ancillary facility and a variety of high-quality pitches/outdoor sport facilities that can be utilised by multiple sports and residents, enhancing the sustainability and throughput at the site (for each development). Given the scale of the NE Leicester and West of Loughborough developments, these SUEs should be seen as a key opportunity for the delivery of multi-sport hubs, and the addressing of identified future playing pitch and outdoor sport needs, including AGPs.</p> <p>It is recommended that further feasibility and options appraisal work should be undertaken to identify the optimal facility mix to meet the needs of the local community (this should be undertaken alongside the work recommended in SUE3).</p> <p>Justification: The multi-sport hub model is a proven delivery model for creating high-quality and sustainable sports and physical activity facilities. By co-locating facilities for different sports, this brings participants together and increases footfall through ancillary facilities such as bars or cafes, which can then be re-invested into grassroots sport. Furthermore, a multi-sport hub model is typically based on the provision of 3G AGP facilities, which can be used for a number of different sports, such as football, rugby union, rugby league, American football and many others. By reducing the reliability on grass-pitch maintenance, this reduces maintenance expenditure and improves the sustainability and quality of pitch provision.</p>

SUMMARY CONCLUSION

This PPS provides robust evidence and strategic direction for the future provision of playing pitches and outdoor sports facilities to serve existing and new communities in the Borough of Charnwood.

The provision of good-quality, local community facilities, accessible and affordable to meet identified need, is key to facilitating participation growth, and contributing to a reduction in the health inequalities in the Borough. This reflects Public Health and Charnwood Borough Council’s health and well-being priorities, to facilitate sustained behaviour change to reduce obesity, improve health, contribute to addressing mental health issues and increase participation.




1 INTRODUCTION AND SCOPE

INTRODUCTION

- 1.1. Charnwood Borough Council commissioned Strategic Leisure Limited (SLL), in partnership with 4global Consulting, to produce a Playing Pitch Strategy (PPS) for Charnwood Borough Council. The PPS provides an audit and set of strategic recommendations for outdoor pitch sports played in the Borough. Charnwood Borough Council is hereafter referred to as 'Charnwood Borough Council' and the overall geographical area is referred to as the 'study area.'
- 1.2. A PPS is a strategic assessment that provides an up-to-date analysis of supply and demand for playing pitches (grass and artificial) in a local authority area. In line with the relevant Sport England guidance, as described in the methodology section, this study focuses on five pitch sports: football, cricket, rugby union, hockey and rugby league. The National Governing Bodies (NGBs) of these sports have issued a detailed framework for assessment and analysis of their facilities, and these therefore form the basis of the study. At the request of Charnwood Borough Council, 4global has undertaken analysis on six "additional" sports: tennis, golf, bowls, cycling, athletics and netball. These sports are not subject to a Sport England guidance document, but analysis remains focused on assessing the suitability of facilities to meet current and future demand in the Borough.
- 1.3. Charnwood Borough Council is committed to providing sports provision that meets the needs of its residents and local clubs.
- 1.4. The overarching vision for the strategy is:

“To ensure that there is an adequate supply of good-quality facilities to accommodate a range of sports and physical activities in order to meet current and future levels of demand, and to provide enhanced opportunities so as to increase the number of people participating in sport and physical activity.”

- 1.5. The objectives of the Charnwood PPS are to:
 - **Engage with Sport England and the relevant National Governing Bodies (NGBs) to use the national PPS methodology to provide a PPS consistent with the structure and process used across England;**
 - **Provide a robust evidence base that can be used by Charnwood Borough Council and other stakeholders for a wide range of future projects;**
 - **Gather a representative evidence base, by achieving a high response rate from the surveys sent to clubs, schools and Parish Councils/community organisations;**
 - **Identify cross-boundary NGB issues, the nature and location of any overuse, unmet demand and spare capacity for play across all pitch types and sports including all elements of current and future demand;**
 - **Establish clear, prioritised, specific and achievable recommendations and actions to address the key issues around pitch provision and participation;**
 - **Provide evidence which will inform the preparation of the new Charnwood Local Plan.**

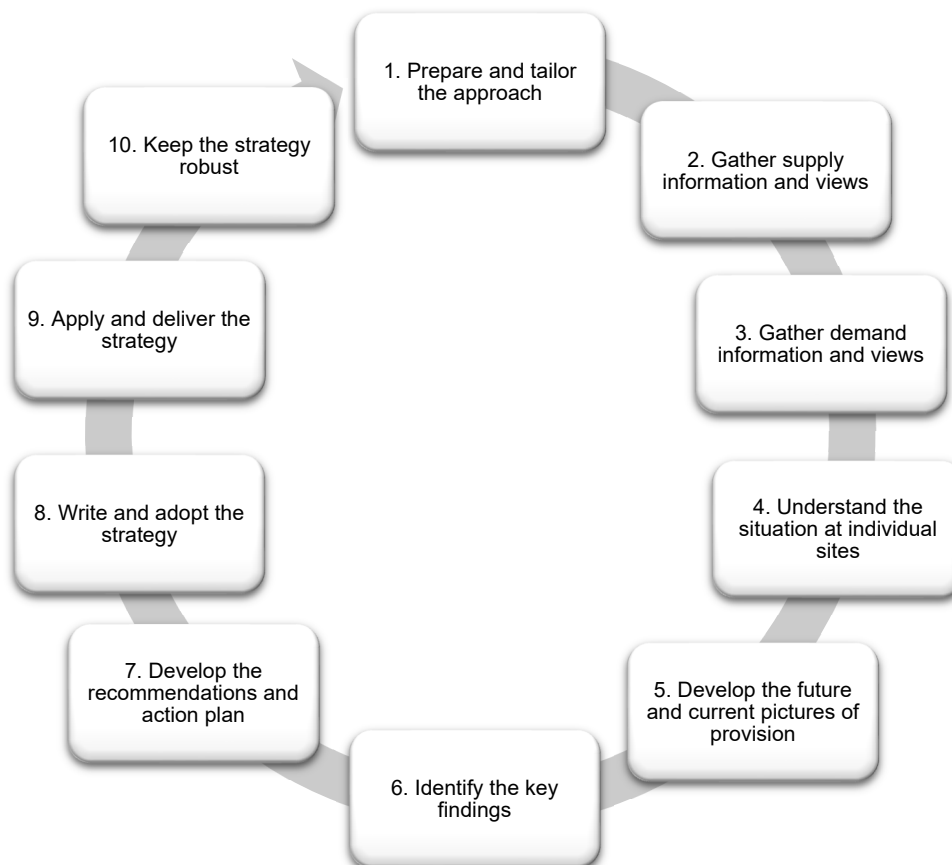


- 1.6. In addition to the Playing Pitch Strategy, Charnwood Borough Council also commissioned an Indoor Built Facilities Strategy (IFS). When both documents are considered as one, the overarching strategy represents a comprehensive view of sports facility provision across the study area.

METHODOLOGY

- 1.7. The assessment methodology adopted for the PPS follows the published guidance from Sport England. The guidance used is the 2013 version: Playing Pitch Strategy Guidance – An Approach to Developing and Delivering a Playing Pitch Strategy.² Figure 1.1 summarises the approach proposed in this guidance, which is broken down into 10 steps.


Figure 1.1: Developing and Delivering a Playing Pitch Strategy – The 10-Step Approach



(Sport England, 2013)

- 1.8. In order to facilitate information gathering and help ensure PPS reports are based on a robust evidence base, 4global has developed an online data entry and assessment platform that contains all pitch provider and club information. This will enable Charnwood Borough Council to keep supply and demand information and the strategy up-to-date through to the end of the strategy and beyond.
- 1.9. A Project Steering Group comprising representation from Charnwood Borough Council, Sport England, County Sports Partnership and NGBs from each sport has guided the study from its commencement. At critical milestones, the Steering Group members have reviewed and verified the data and information collected to allow the work to proceed efficiently through each stage, reducing the margin of error.

² <https://www.sportengland.org/media/3522/pps-guidance-october-2013-updated.pdf>



REPORT STRUCTURE

1.10. The structure of the PPS report is as follows:


- **Section 1 – Introduction**
- **Section 2 – Strategic Context**
- **Needs Assessment – Core Sports**
- **Section 3 – Football**
- **Section 4 – Cricket**
- **Section 5 – Rugby**
- **Section 6 – Hockey**
- **Section 7 – Rugby League**
- **Needs Assessment – Additional Sports**
- **Section 8 – Tennis**
- **Section 9 – Golf**
- **Section 10 – Bowls**
- **Section 11 – Cycling**
- **Section 12 – Athletics**
- **Section 13 – Netball**
- **Strategy and Action Plan**
- **Section 14 – Sustainable Urban Extension Scenario Testing**
- **Section 15 – Recommendations and Action Plan**
- **Section 16 – Delivering the PPS and meeting future demand**

1.11. Supporting information is included in the appendices and referenced throughout.

CHAPTER STRUCTURE

1.12. Each sport-specific chapter of the report follows a similar structure:

- **Strategic Context:** A summary of the NGB's participation and facility strategies for the sport.
- **Consultation Summary:** A summary of consultations that have been undertaken with key clubs or stakeholders.
- **Supply:** Information on the nature, distribution, accessibility and quality of each of the sites captured by the study.
- **Demand:** Information on the level and nature of current and future demand for the sport in the Borough.
- **Capacity Analysis:** Combining supply and demand, this section analyses where there is sufficient pitch capacity to meet current and future demand and whether there is enough capacity during peak times.
- **Site-by-Site Summary and Recommendations:** This sub-section combines all the information gathered above into one reference table. The information is displayed on a site-by-site basis with specific recommendations regarding:
 - **Protection:** that the site should be retained;
 - **Enhancement:** of any site elements that are currently provided on the site; and
 - **Provide:** any new facility elements that the site requires to better meet current or future demand.

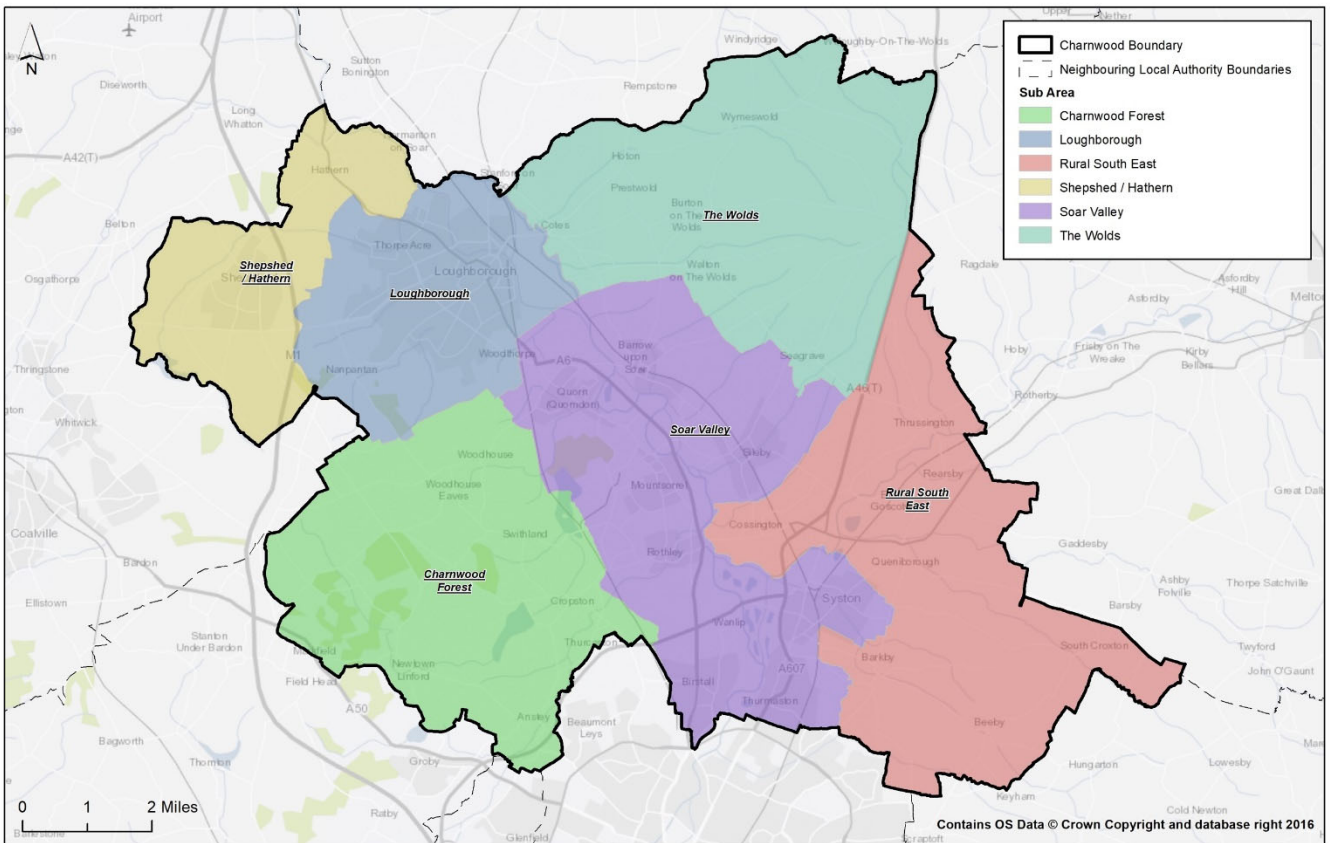


- **Summary:** The chapter closes by summarising the findings from the analysis above, answering the following questions:
 - What are the main characteristics of the current supply and demand analysis?
 - Is there enough accessible and secured community use capacity to meet current demand?
 - Is the community accessible provision of sufficient quality and appropriately maintained?
 - What are the main characteristics of the future supply and demand?
 - Is there enough accessible and secured community use capacity to meet future demand?
 - What are the general recommendations based on the study findings and analysis?

SUB-AREAS


1.13. The study assesses the Borough of Charnwood based on six sub-areas identified by Charnwood Borough Council. These sub-areas are referred to when a more localised analysis is required. The sub-areas are shown in Map 1.2.

Map 1.2: Charnwood Sub-areas



Sub Areas in Charnwood






1.14. Table 1.1 below shows the composition of the sub-areas:

Table 1.1: Charnwood Sub-Areas

CHARNWOOD FOREST	LOUGHBOROUGH	SHEPSHED-HATHERN	SOAR VALLEY	RURAL SOUTH EAST	THE WOLDS
Anstey	Loughborough Town	Hathern	Barrow-upon-Soar	Barkby and Barkby Thorpe	Burton-on-the-Wolds, Cotes and Prestwold
Newtown Linford		Shepshead	Birstall	Beeby	Hoton
Swithland			Mountsorrel	Cossington	Seagrave
Thurcaston and Cropston			Quorn	East Goscote	Walton-on-the-Wolds
Ulverscroft			Rothley	Queniborough	Wymeswold
Woodhouse			Sileby	Ratcliffe-on-the-Wreake	
			System	Rearsby	
			Thurmaston	South Croxton	
			Wanlip	Thrussington	



2 STRATEGIC CONTEXT


- 2.1. This section summarises the most important policies that impact upon the strategy and its interpretation. It also gives an overview of the demographics of the study area, which provides the background to participation in the sports covered by the PPS, and the need for provision now and in the future.
- 2.2. Sport-specific strategies and policy documents published by NGBs are included within each sport's section to provide more relevant context for each sport.

NATIONAL CONTEXT

- 2.3. The National Planning Policy Framework (NPPF) sets out the Government's planning policies for England. A revised version was published in July 2018. The NPPF provides the framework that must be considered in the preparation of local plans and is a material consideration in determining planning decisions. The NPPF highlights the purpose of the planning system in terms of contributing to the achievement of "sustainable development", and defines the three dimensions of this – economic, social and environmental – which are interdependent and need to be pursued in mutually supportive ways.
- 2.4. The Revised NPPF retains the broad policy approach of the previous version, albeit with a stronger emphasis upon housing delivery. The policy wording for sport and recreation is largely unchanged.
- 2.5. Paragraph 96 of the NPPF states that planning policies should be based on robust and up-to-date assessments of the need for open space, sport and recreation facilities and opportunities for new provision.
- 2.6. Paragraph 97 of the NPPF specifies that:

Existing open space, sports and recreational buildings and land, including playing fields, should not be built on unless:

- a) **An assessment has been undertaken which has clearly shown the open space, buildings or land to be surplus to requirements; or**
 - b) **The loss resulting from the proposed development would be replaced by equivalent or better provision in terms of quantity and quality in a suitable location; or**
 - c) **The development is for alternative sports and recreational provision, the benefits of which clearly outweigh the loss of the current or former use.**
- 2.7. Sport England is a statutory consultee on all planning applications that affect sports pitches; it has a long-established policy of playing pitch retention, developed prior to the NPPF guidance. It looks to improve the quality, access and management of sports facilities as well as investing in new facilities to meet unsatisfied demand. Sport England provides guidance for local authorities to have an up-to-date assessment of playing pitch needs and an associated strategy, including a recommendation that the evidence base is reviewed every three years.



2.8. The key drivers for the strategy as advocated by Sport England are to protect, enhance and provide playing pitches, detailed as follows.

- **Protect:** To provide evidence to inform policy and specifically to support Site Allocations and Development Management Policies which will protect playing fields and their use by the community, irrespective of ownership;
- **Enhance:** To ensure that sports facilities are effectively managed and maintained and that best uses are made of existing resources – including facilities, expertise and/or personnel to improve and enhance existing provision – particularly in the light of pressure on council budgets; and
- **Provide:** To provide evidence to help secure external funding for new facilities and enhancements through grant aid and through Section 106 agreements or the Community Infrastructure Levy³ (CIL). It is noted that Charnwood Borough Council does not have a CIL.

2.9. Charnwood Borough Council, Sport England and NGBs can then use the strategies developed and the guidance provided in making key planning decisions regarding sports pitches and facility developments in the area and to support or protect against planning applications brought forward by developers.

A NEW STRATEGY FOR AN ACTIVE NATION: SPORTING FUTURE (2015)

2.10. Since the previous strategy for sport (Game Plan, 2002) was written and published by the Department for Culture Media and Sport (DCMS), the sporting world and the way the public engages with sport has fundamentally transformed and changed. In turn, this means that the government has identified a need to update the way it delivers sport.


2.11. The Government released an updated sports strategy in late 2015, to address the changing landscape for sports and physical activity in the UK. As a result of this strategy the methods used to measure the impact of physical activity have changed significantly, through the introduction of the Active Lives Survey (the current method of measuring sport and activity across England).

2.12. The strategy is based on five simple but fundamental outcomes which all organisations that deliver sport and physical activity should look to address:

- **Physical health;**
- **Mental health;**
- **Individual development;**
- **Social and community development; and**
- **Economic development.**

2.13. The success of an organisation in demonstrating the above outputs will influence future funding decisions; the overall objective is to base these decisions on the social good that sport and physical activity can deliver, not simply on the number of participants engaged.

³ Planning Portal <https://www.planningportal.co.uk> (Department for Communities and Local Government: 2016)



- 2.14. The strategy also looks to focus on increasing participation among hard-to-reach demographic groups whose engagement in sports and physical activity is well below the national average. Thus, funding will be distributed to focus on those who tend not to participate regularly in sport, including women and girls, disabled people, those in lower socio-economic groups and older people.
- 2.15. When considering Charnwood Borough Council's responsibilities for delivering sport and physical activity, the new strategy emphasises the importance of local authorities, stating that they will continue to have a crucial role in delivering sport and physical activity opportunities.

A NEW STRATEGY FOR SPORT - DEPARTMENT FOR CULTURE, MEDIA AND SPORT


- 2.16. The Department for Culture, Media and Sport, following a consultation paper in 2015, launched the new strategy "Sporting Future: A new Strategy for an Active Nation" in 2016. The development of the new strategy reflects a need to re-invigorate the nation's appetite for participation in sport, following what appears to be a significant reduction in participation (the highest-profile being swimming), following the upsurge after the 2012 London Olympics.
- 2.17. Government funding will go toward those organisations which can best demonstrate that they will deliver some or all of the five outcomes above (referenced in paragraph 2.12).
- 2.18. The delivery of these outcomes (referenced in paragraph 2.12) will be through ensuring the following:
- **More people from very deprived backgrounds regularly and meaningfully taking part in sport and physical activity, volunteering and experiencing live sport;**
 - **A more productive, sustainable and responsible sports sector; and**
 - **Maximising international and domestic sporting success and the impact of major sporting events.**

EVERYBODY ACTIVE, EVERY DAY PUBLIC HEALTH ENGLAND (PHE) OCTOBER 2014

- 2.19. Adult physical inactivity is now recognised as a distinct public health concern, responsible for more worldwide deaths every year than obesity.
- 2.20. Public Health England published "Everybody Active, Every Day," a national implementation framework for physical activity.
- 2.21. This framework outlines the importance of creating environments and cultures that support physical activity, including the provision of leisure and sport facilities, outdoor gyms, active travel and walking and cycling opportunities, business workforce engagement and the role of the health sector in promoting physical activity.

LOCAL LEVEL

- 2.22. Several current strategic policies, strategies and factors influence the current and future supply and demand for sport and recreation facilities in Charnwood Borough. As well as providing the context for future facility provision, e.g. health improvement, improving accessibility and increasing participation, these strategies provide opportunities to link priority areas and needs and ensure that outcomes are aligned with identified local objectives.



2.23. The relevant strategies and policies include:

- **Charnwood Borough Council Corporate Plan 2016-2020;**
- **The Charnwood Local Plan 2011-2028, Core Strategy;**
- **Charnwood Strategic Housing Market Assessment (SHMA) 2014;**
- **Leicester & Leicestershire Housing and Economic Development Needs Assessment (HEDNA) 2017;**
- **Leicestershire Joint Health and Wellbeing Strategy 2017-2022;**
- **Leicestershire Joint Strategic Needs Assessment 2015;**
- **Leicester, Leicestershire And Rutland Sustainability and Transformation Plan (Draft);**
- **Housing and Economic Development Needs Assessment Executive Summary, January 2017;**
- **West Leicestershire Clinical Commissioning Group Operational Plan 2014/15 and 2015/16;**
- **Charnwood Children and Young Peoples Strategy 2015-2018;**
- **Leicestershire Local Transport Plan (LTP3) 2011–2026; and**
- **Leicestershire and Rutland Sport Strategy for Sport and Physical Activity 2017–2021.**

2.24. Key reference points for this PPS include:

THE CHARNWOOD LOCAL PLAN 2011-2028 CORE STRATEGY

POLICY CS 15 OPEN SPACES, SPORTS AND RECREATION

2.25. We will work with our partners to meet the strategic open space needs of our community by 2028. We will do this by:

- **Requiring new developments to meet the standards set out in our Open Spaces Strategy, having regard to local provision and viability;**
- **Requiring master plans for our sustainable urban extensions that deliver quality open spaces;**
- **Retaining open space, sport and recreation facilities unless they are clearly surplus to requirements or replacement provision of at least equal quantity and quality will be made in a suitable location; and**
- **Responding positively to development which contributes to open space, sport and recreation provision, including Local Green Space, identified through a Neighbourhood Plan or a similar robust, community-led strategy, and securing long-term management and investment plans for existing, and new facilities.**




Table 2.1: Standards for Open Space, Sport and Recreation

TYPE	QUANTITY STANDARD HECTARES PER 1,000 POPULATION	MINIMUM SITE SIZE (HECTARES)
PARKS	0.32	0.4
NATURAL OPEN SPACE	2.00	0.05
AMENITY GREEN SPACE	0.46	0.1
FACILITIES FOR CHILDREN	Within per 480m of each home	0.04
FACILITIES FOR YOUNG PEOPLE	Within per 480m of each home	0.04
OUTDOOR SPORTS FACILITIES	2.60	0.28
ALLOTMENTS	0.33	0.05
INDOOR SPORT	To be calculated using the Sport England Facility Calculator	

2.26. The Indoor Built Sports Facility Strategy for Charnwood (2018) complements the 2018 PPS for the Borough; the former identifies future need for indoor facilities in response to population growth e.g. additional swimming pool provision and evidences the need for the planned sports halls in the SUEs.

FUTURE DEVELOPMENT IN THE BOROUGH

2.27. The Core Strategy makes provision for housing in the Leicester Principal Urban Area (5,500 new homes), Loughborough and Shepshed (5,000 new homes), Service Centres (3,000 new homes) and Other Settlements (500 new homes). A significant proportion of new growth will be focused at Sustainable Urban Extensions (SUEs) in North East Leicester, West Loughborough and Broadnook (North of Birstall). Development of new homes has already started at Mountsorrel and Birstall. The impact of population growth as a result of new housing will be felt across the Borough.

2.28. Population growth of 28% is forecast in the Borough between 2011 and 2036.⁴ Understanding the level of housing and population growth is crucial in enabling the PPS to model the future demand for sporting provision in the Borough.

POPULATION PROFILES AND PROJECTIONS

2.29. According to the Office of National Statistics (ONS), Charnwood has a population of 180,100 people (2017). This population is forecasted to grow to 212,100, a growth of 17.7%, by 2036.⁵ 2014 SNPP figures are used for modelling all future demand for this PPS study.


2.30. The age profile of the Borough's population is slightly younger than the East Midlands average. However, by 2036, there will be a 42% increase in the number of those aged over 60, and an 80% increase in those aged over 75. Equally, there will be a 15.7% increase in those under 15, and a 9% increase in those aged 30–44 living in the Borough.⁶

2.31. Younger people are most likely to participate in a wide range of sport and physical activities. Facilitating available opportunities for such participation is crucial to ensure an active lifestyle becomes part of daily routine and continues into later life. It is, however, also important to ensure there are opportunities for older people to stay active as long as possible, as this will enable them to age well.

⁴ Source: Office of National Statistics (ONS) 2014 Sub national Population Projections (SNPP)

⁵ Source: ONS 2014 Sub National Population Projections (SNPP)

⁶ Source: Strategic Housing Market Assessment September 2015 v 3

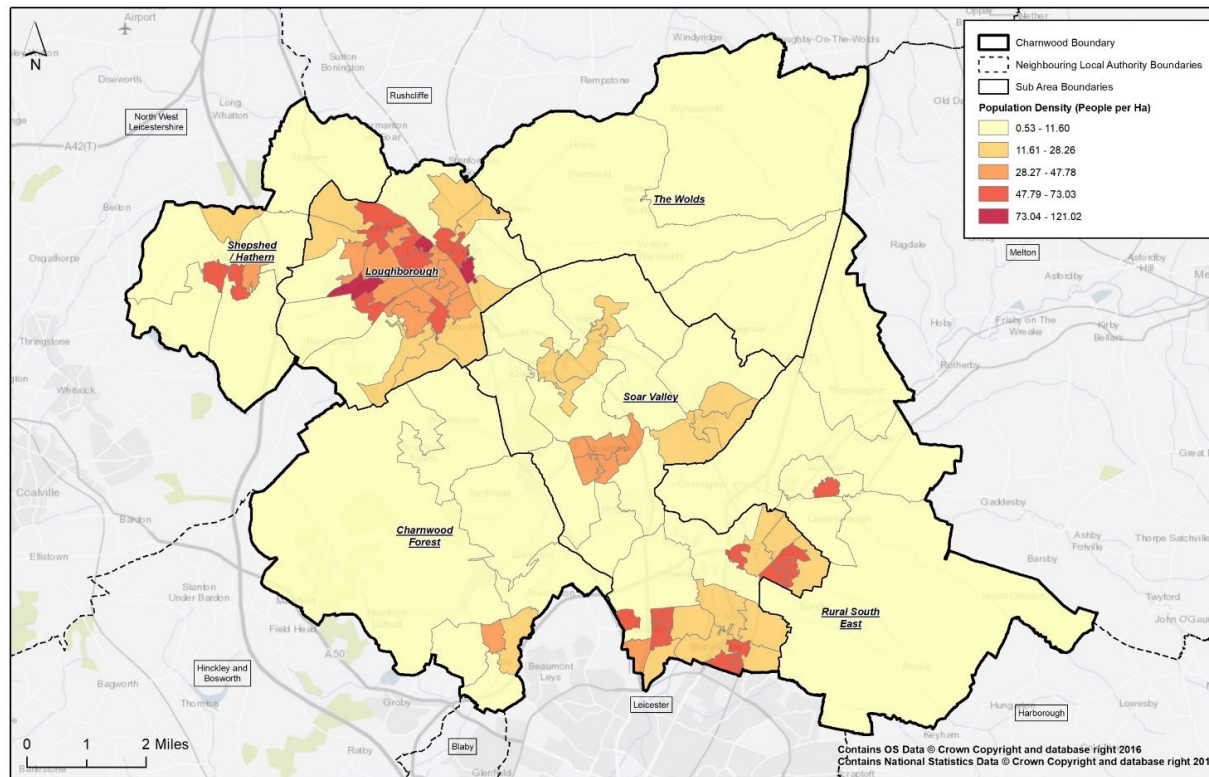


2.32. According to the 2011 census, 87.4% of residents are identified as White (84.7% described themselves as White British). 9.7% of the Borough's population is Asian/Asian British with 6.2% identified as Indian. People identified as Mixed/Multiple Ethnicity are the third largest ethnic group in Charnwood, representing 1.6% of the population.


POPULATION DISTRIBUTION

2.33. Map 2.1 shows the distribution of the population of Charnwood in 2017, by density.

Map 2.1: Population Density of Charnwood 2017

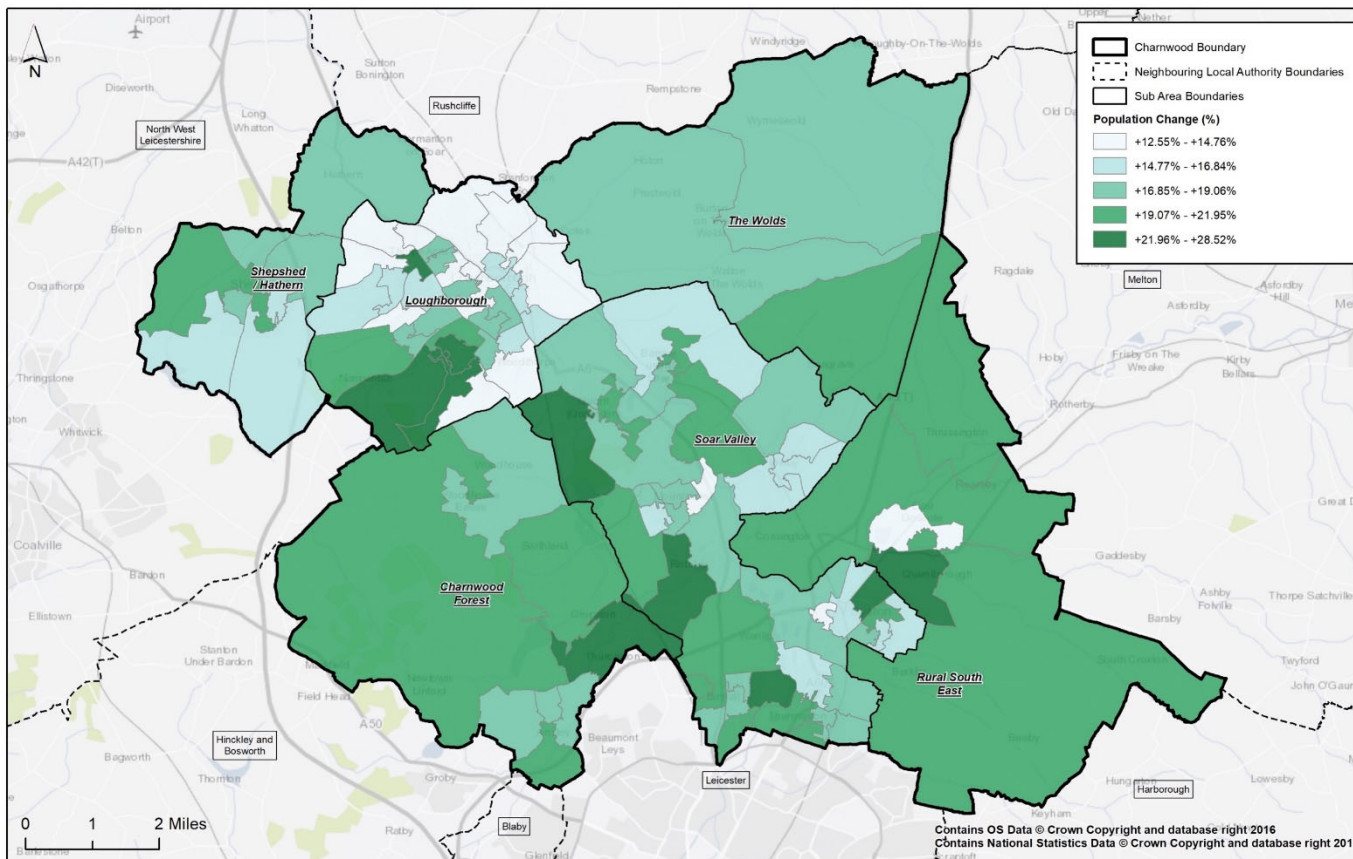


Usual resident population density by lower super output area in Charnwood (2017)




2.34. Map 2.2 shows the areas of greatest growth in Charnwood and the impact of this growth on the distribution of future population by 2036. This map is based on ONS SNPP figures, whereby the aggregate change in population is modelled using the age and gender demographics captured during the 2011 Census.

Map 2.2: Change in Population in Charnwood 2017–2036



Percentage change in population by lower super output area in Charnwood (2017 - 2036)



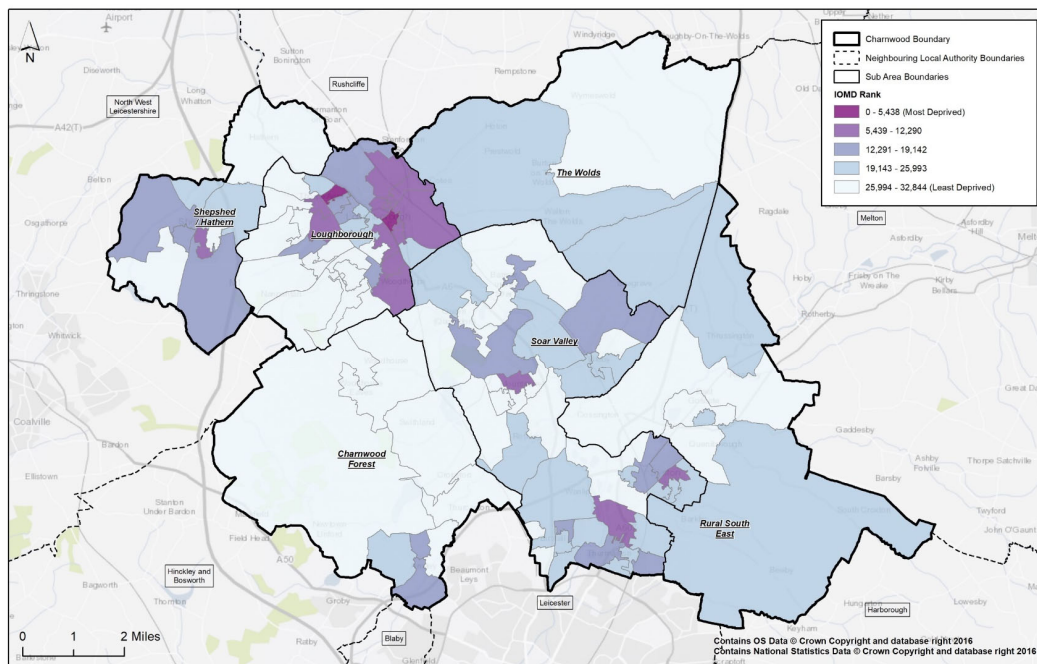
2.35. It must be noted that this map does not consider the specific housing development projects being undertaken in the Borough as well as future allocations in the new Local Plan, which will have a significant bearing on the location of the future population (such as the SUE developments in the West of Loughborough and the North East of Leicester).

DEPRIVATION


2.36. Charnwood Borough is within the top 30% least deprived local authorities in the country and ranks 248 out of 354 local authorities, (1st being most deprived and 354th being least deprived), although there are specific wards within the Borough where deprivation is much higher.

2.37. Map 2.3 below shows where deprivation exists across the Borough.

Map 2.3: Deprivation in Charnwood, 2015



Index of multiple deprivation by lower super output area in Charnwood (2015)



2.38. The most deprived wards in the Borough are located to the east of Loughborough and to the south of the Borough (to the north of Leicester). Charnwood Forest is the least deprived sub-area in the Borough. Deprivation is important to consider; it has significant connotations around health inequalities and the importance of affordable facilities for residents to access.

THE ECONOMIC VALUE OF SPORT

2.39. Sport has a valuable role to play in benefitting the health and social economy of the nation and at local level. It is estimated that sport makes an £11.3 billion contribution to the health economy of England⁷ and a gross value-add (GVA) of approximately £20.3 billion to the economy in England overall.⁸ In Charnwood, participation in sport alone is estimated to have a GVA of £43.1 million, with an overall estimated total generation of £56.3 million per year within the Borough of Charnwood (sports participation plus all other sport-related activity, e.g. purchase of equipment).⁹

THE VALUE OF PARTICIPATION

2.40. The value of participation in sport and physical activity is significant, and its contribution to individual and community quality of life should not be underestimated. This is true for both younger and older people. Participation in sport and physical activity delivers:

- **Opportunities for physical activity, and therefore more “active living”;**
- **Health benefits – cardiovascular, stronger bones, mobility;**
- **Health improvement;**
- **Mental health benefits; and**
- **Social benefits – socialisation, communication, interaction, regular contact, stimulation.**

2.41. In addition, participation in sport and physical activity can facilitate the learning of new skills, development of individual and team ability/performance, and provide a “disciplined” environment in which participants can grow and develop.

2.42. The benefits of regular and active participation in sport and physical activity will be important to promote in relation to future sport, leisure and physical activity in Charnwood. There is an existing audience in the Borough which already recognises the advantages of participation, and a latent community who are ready to take part.


2.43. The sport, physical activity and leisure offer in the Borough can support the delivery of the desired outcomes across a number of Borough strategic priorities and objectives.

2.44. In Charnwood, the costs associated with physical inactivity are estimated to be £2.6 million per year. This is considerably less than the average cost of inactivity in the East Midlands and the rest of England when considered on the basis of a cost per 100,000 people.

⁷ Sport England Local Profile 2015

⁸ Economic Value of Sport, 2013

⁹ Ibid



CURRENT PARTICIPATION RATES

2.45. Sport England’s definition of physical activity is at least 1 x 30 minutes or equivalent of activity per week. The Sport England Active Lives survey is Sport England’s latest tool for measuring the level of physical activity across the county. Undertaken between May 2016 and May 2017, the results from the Active Lives Survey were reported in October 2017 and include responses from a sample of 214,284 people aged 16 years and older.

Table 2.2: Physically active and inactive adults 2017¹⁰

RATE	CHARNWOD	EAST MIDLANDS	ENGLAND
% ACTIVE	76.1%	77.8%	74.4%
% INACTIVE	23.9%	22.2%	25.6%

2.46. The results of the Active Lives Survey displayed in Table 2.2 show that levels of physical activity in Charnwood are similar to the rest of the region and higher than the average across England.

2.47. The Sport England Active People Survey tracks people that participate in sport at national, regional, (County Sports Partnership (CSP)) and local authority level. The first survey, APS1, was conducted between October 2005 and October 2006. It has become a continuous process, with APS9 completed in March 2015 and APS10 completed in March 2016. The Active People Survey has now been replaced by the Active Lives Survey; however, it is still a relevant tool to identify historic trends.

2.48. Each survey gathers data on the type, duration and intensity of people's participation in different types of sport and active recreation, as well as information about volunteering, club membership, tuition as an instructor or coach, participation in competitive sport and overall satisfaction with local sports provision.

2.49. Table 2.3 shows the results from the three most recent APS surveys (2013/14–2015/16):

Table 2.3: Adult (16+) Participation in organised sport by year ¹¹


YEAR	CHARNWOD	EAST MIDLANDS	ENGLAND
2013/2014	40.7%	34.8%	36.1%
2014/2015	40%	34.5%	35.8%
2015/2016	43.9%	37.1%	36.1%

2.50. Table 2.3 shows that 43.9% of the population over the age of 16 in Charnwood participate in sport at least once a week. This rate of regular participation in sport is higher than the average across both the East Midlands (37.1%) and England (36.1%).

2.51. Table 2.3 also shows that the level of regular participation in sport in Charnwood has increased by 3.2% points since 2013/14. This rate of growth is higher than the East Midlands where the level of regular participation in sport has increased by 2.3% points.

¹⁰ Source: Active Lives Survey (those achieving at least 1 x 30 minutes activity once per week), October 2017

¹¹ Source: Participation in at least one session per week, Active People Survey 2016 (latest figures available as Active Lives has now replaced Active People)



2.52. Table 2.4 below shows the former National Indicator 8 (N18), of participation per week.

Table 2.4: Sport England Former N18 Participation by year ¹²

YEAR	CHARNWOOD			EAST MIDLANDS			ENGLAND		
	ALL	MALE	FEMALE	ALL	MALE	FEMALE	ALL	MALE	FEMALE
2005/06	22.9%	28.1%	17.8%	21.1%	23.5%	18.8%	21.3%	24%	18.7%
2015/16	30.9%	32.7%	29%	24.1%	27%	21.3%	23.8%	27.1%	20.7%
+ / -	8%	4.6%	11.2%	3%	3.5%	2.5%	2.5%	3.1%	2%

2.53. Table 2.4 shows that the percentage of people participating in a minimum of 3 sessions of sport per week in Charnwood increased by 8% points in the period between 2005/2006 and 2015/2016. Again, participation in Charnwood is greater than the regional or national levels and is also growing at a faster rate.

2.54. Participation in 3 x sports sessions per week is higher in males than females across Charnwood, the East Midlands and nationally. However, Charnwood is the only geographical area where females are catching up in this regard, with an increase in the number of females participating in 3 x sport sessions per week of 11.2% between 2005/6 and 2014/16 compared to 4.6% in males.

2.55. The Sport England Active People Survey (APS) shows that, since the survey began in 2005/06, participation at local authority, regional and national levels has grown and declined at different rates. Table 2.5 illustrates the trends in participation in Charnwood Borough. The current trend is growth, significantly above the base 2005/2006 levels, at local authority, regional and national levels.

Table 2.5: Adult (16+) Participation in Sport by year ¹³

YEAR	05/06	07/08	08/09	09/10	10/11	11/12	12/13	13/14	14/15	15/16
CHARNWOOD	38.9%	43.1%	40.4%	39.1%	34%	44.4%	40.4%	40.7%	40%	43.9%
EAST MIDLANDS	34%	36%	36.4%	35.1%	34.2%	35.9%	34.8%	34.8%	34.5%	34.7%
ENGLAND	34.6%	36.6%	36.5%	36.2%	35.6%	36.9%	36.6%	36.1%	35.8%	36.1%

¹² Source: Participation at least 3 x per week, Active People Survey 2016

¹³ Source: Participation at least 1 x 30 minutes once per week), Active People Survey 2016


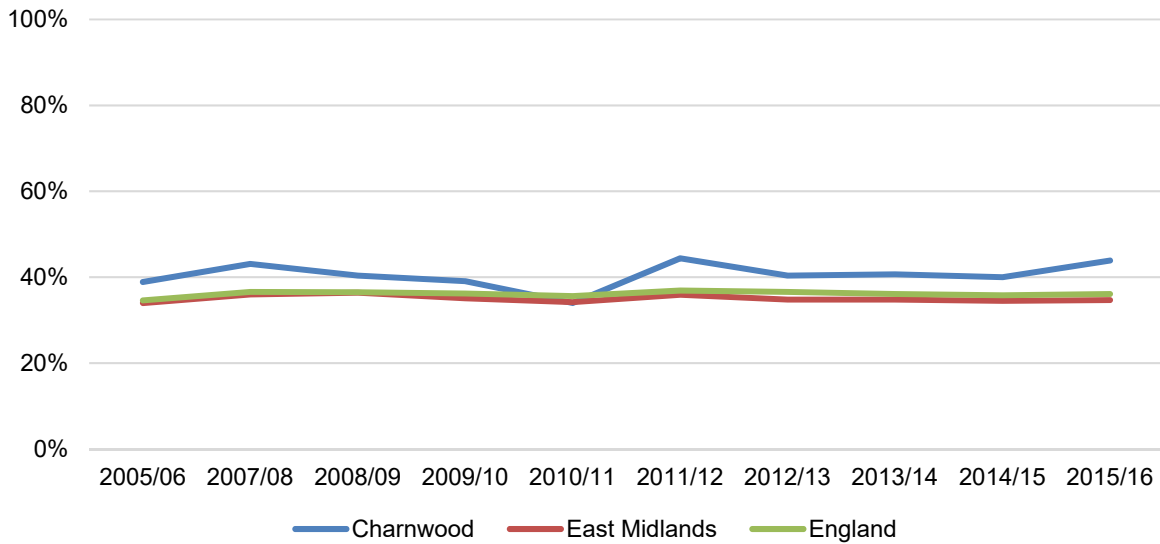



Figure 2.1: Adult (16+) Participation in Sport by year ¹⁴



2.56. Comparing the 2005/06 figures to the current 2015/16 APS figures, participation (at least once a week) in Charnwood Borough has increased from 38.9% to 43.9%. Current participation levels in the Borough are higher than both regional and national averages.

¹⁴ Source: Participation at least 1 x 30 minutes once per week, Active People Survey 2016



SPORT ENGLAND KEY PERFORMANCE INDICATORS

2.57. Sport England, the Government’s agency for sport, measures four key areas in relation to sport activity. Table 2.6 sets out the performance of Charnwood Borough compared with the East Midlands and England.

Table 2.6: Comparison with Sport England KPIs – Charnwood Borough ¹⁵


INDICATOR	CHARNWOOD				EAST MIDLANDS				ENGLAND			
	2012/13	2013/14	2014/15	2015/16	2012/13	2013/14	2014/15	2015/16	2012/13	2013/14	2014/15	2015/16
KPI3 – CLUB MEMBERSHIP IN THE LAST 4 WEEKS	21.3%	21.1%	22.4%	28.8%	20.3%	20.1%	20.4%	20.5%	21.0%	21.6%	21.8%	22.2%
KPI4 – RECEIVED TUITION/COACHING IN LAST 12 MONTHS	18.5%	17.9%	18.5%	24.0%	14.8%	14.7%	13.9%	15.2%	15.8%	16.4%	15.6%	15.6%
KPI5 – TOOK PART IN ORGANISED COMPETITION IN LAST 12 MONTHS	14.3%	15.2%	16.5%	23.3%	12.4%	13.1%	12.7%	12.9%	11.2%	13.3%	13.3%	13.3%
KPI6 – SATISFACTION WITH LOCAL PROVISION	61.7%	69.6%	69.3%	67.8%	61.5%	63.0%	60.9%	60.0%	60.3%	61.6%	61.8%	62.1%

2.58. In Charnwood Borough, club membership (KPI3) is above the regional and national averages. Tuition/coaching rates (KPI4) have grown and are significantly higher than regional and national averages. This suggests that activity in the Borough is at a healthy level.

2.59. Charnwood Borough is performing above the national (KPI5) averages for organised competition. Satisfaction with local provision (KPI6) has declined slightly from its highest level in 2013/14 but remains higher than regional and national averages.


2.60. In summary, levels of demand in Charnwood are higher than both the regional and national averages. It should be ensured that local provision reflects this additional demand from both a quality and quantity perspective.

¹⁵ Source: Local Sports Profile Active People Survey, Year: 2012/13 2015/16, Measure: Key Performance Indicators 13,14,15,1



THE NEEDS ASSESSMENT – CORE PPS SPORTS

This section details the full supply and demand analysis for core PPS sports included in the brief. Further supporting evidence and data is provided as supporting appendices



3 FOOTBALL


INTRODUCTION

- 3.1. This section of the report focuses on the supply and demand for grass football pitches. At the end of this section, there is also a summary of the supply and demand findings for third-generation (3G) Artificial Grass Pitches (AGPs), which are becoming increasingly important to service the needs of football for both competitive play and training.
- 3.2. This section includes the headline findings from the PPS, as well as a site-by-site analysis of football sites across Charnwood. Technical Appendix C: Site-by-Site Football Analysis provides a detailed analysis of supply and demand of football in Charnwood, including all the required analysis as defined in the Sport England Playing Pitch Strategy Guidance document.¹⁶

STRATEGIC PRIORITIES FOR THE FOOTBALL ASSOCIATION

- 3.3. In August 2015, the Football Association (FA) released their National Game Strategy for Participation and Development (2015–2019), which committed the organisation to invest £260 million into grassroots football over the next four years. The strategy has four key priorities:
- **Participation** – “More players playing football more often.” The FA is aiming to increase female youth participation by 11% and retain the current level of male team affiliation;
 - **Player Development** – “Better quality players being developed and entering the talent pathways.” The FA will invest £16 million into coach education and development programmes. There will also be 1,000 more top-level grassroots coaches developed and ongoing investment into the skills coaching programme for 5–11-year-olds;
 - **Better Training and Playing Facilities** – The FA has committed £48 million to new and improved facilities through the Football Foundation. This includes the roll-out of a new sustainable model for grassroots facilities in 30 cities through football hubs owned and operated by local communities. A further stated ambition is to ensure that half of mini soccer and youth matches are played on high-quality artificial grass pitches; and
 - **Football Workforce** – “Recruiting and developing volunteers and paid staff who service the game.” This will grow the workforce, increase the number of qualified referees and ensure there is an advisory board for every County FA.
- 3.4. The national strategy follows the FA's October 2014 announcements, stating its intentions to deliver 30 football hubs in cities across the country. The FA intends to increase the number of full-size, publicly accessible 3G AGPs to over 1,000 across England. It also intends to facilitate the delivery of more than 150 new club-owned and -managed football hubs to support the delivery of FA, County FA and professional club youth development and coach education programmes. It also aims to ensure that at least 50% of all mini soccer and 9 v 9 matches are played on good quality 3G AGPs.

¹⁶ Playing Pitch Strategy Guidance Home Page



- 3.5. A key trend for football across the country is the reduction of adult affiliated clubs and the growth in more casual and informal forms of football, such as 5- and 7-a-side and organised evening 11-a-side, typically played on floodlit 3G pitches. This trend reflects the perceived reduction in free time across the UK, the introduction of seven-day working (particularly in the retail industry), and therefore the reticence/inability to commit to weekly football on a Saturday or Sunday afternoon and mid-week training/practice, as well as regular televised football matches every night of the week as opposed to predominantly the weekend.
- 3.6. The growth in demand and supply of 3G provision and the changing patterns of demand among grass roots footballers is key and is addressed as an output of this study.
- 3.7. In addition to the focus on 3G facilities, the FA has emphasised, throughout consultations, the commitment of the organisation to improving grass pitches, with the overall target being to improve 2,000 grass pitches across the UK and reduce the amount of fixture cancellations, especially due to waterlogging.
- 3.8. The body that governs football in the study area is the County FA, the Leicestershire and Rutland Football Association (LRFA). All FA development objectives are implemented through this local body.

SUPPLY - QUALITY OVERVIEW

- 3.9. To gather a full understanding of the supply of football pitches in Charnwood, the 4global research team visited all football sites in the area and assessed the facilities using the FA’s guidelines, as shown in Playing Pitch Strategy – Football Association.¹⁷
- 3.10. A detailed record of all the supply data can be found in Technical Appendix C: Site-by-Site Football Analysis; this section summarises the key findings.
- 3.11. Table 3.1 summarises the quality of the grass football pitches in the study area in line with the Sport England PPS methodology (non-technical assessments). “Good” pitches are those that score 80–100% on the non-technical assessment, “Standard” pitches score 50–79.9%, and “Poor” pitches score less than 50%.


Table 3.1: Supply of grass pitches in the study area¹⁸

QUALITY SCORE	ADULT	YOUTH (U13 - U18)		MINI (U7 - U10)		TOTAL
	11 v 11	11 v 11	9 v 9	7 v 7	5 v 5	
GOOD (80-100%)	41	1	9	16	1	68
STANDARD (50-79.9%)	34	8	11	18	0	71
POOR (0-49.9%)	3	8	3	4	6	24
TOTAL NUMBER OF PITCHES	78	17	23	38	7	163

- 3.12. Table 3.1 shows that of the 163 pitches in the borough, 71 are rated as Standard (44%), with 68 (42%) rated as Good and the remaining 24 (15%) of sites being rated as Poor.
- 3.13. Of the 78 Adult 11 v 11 pitches covered by the study, 41 (53%) pitches are rated as Good and three pitches (4%) are rated as Poor. With 96% of all pitches rated as either Good or Standard quality, Adult 11 v 11 pitches are the highest-rated of all pitch types across Charnwood.

¹⁷ Sport England PPS Guidance – Football Appendix (<http://goo.gl/em3wyj>: 2015)

¹⁸ Source: 4global site assessments 2017




- 3.14. Leicester City Football Club is in the process of applying for Planning Permission to develop a new training facility at Park Hill Golf Course. Although, if completed, this will add to the number of pitches within the Borough, the development is not thought to have any access to the wider community and is therefore unlikely to change the true level of community supply in the area.
- 3.15. Table 3.2 shows how the pitch quality rating affects the calculated carrying capacity of each pitch type.

Table 3.2: Carrying capacity in match equivalents by quality rating and pitch type

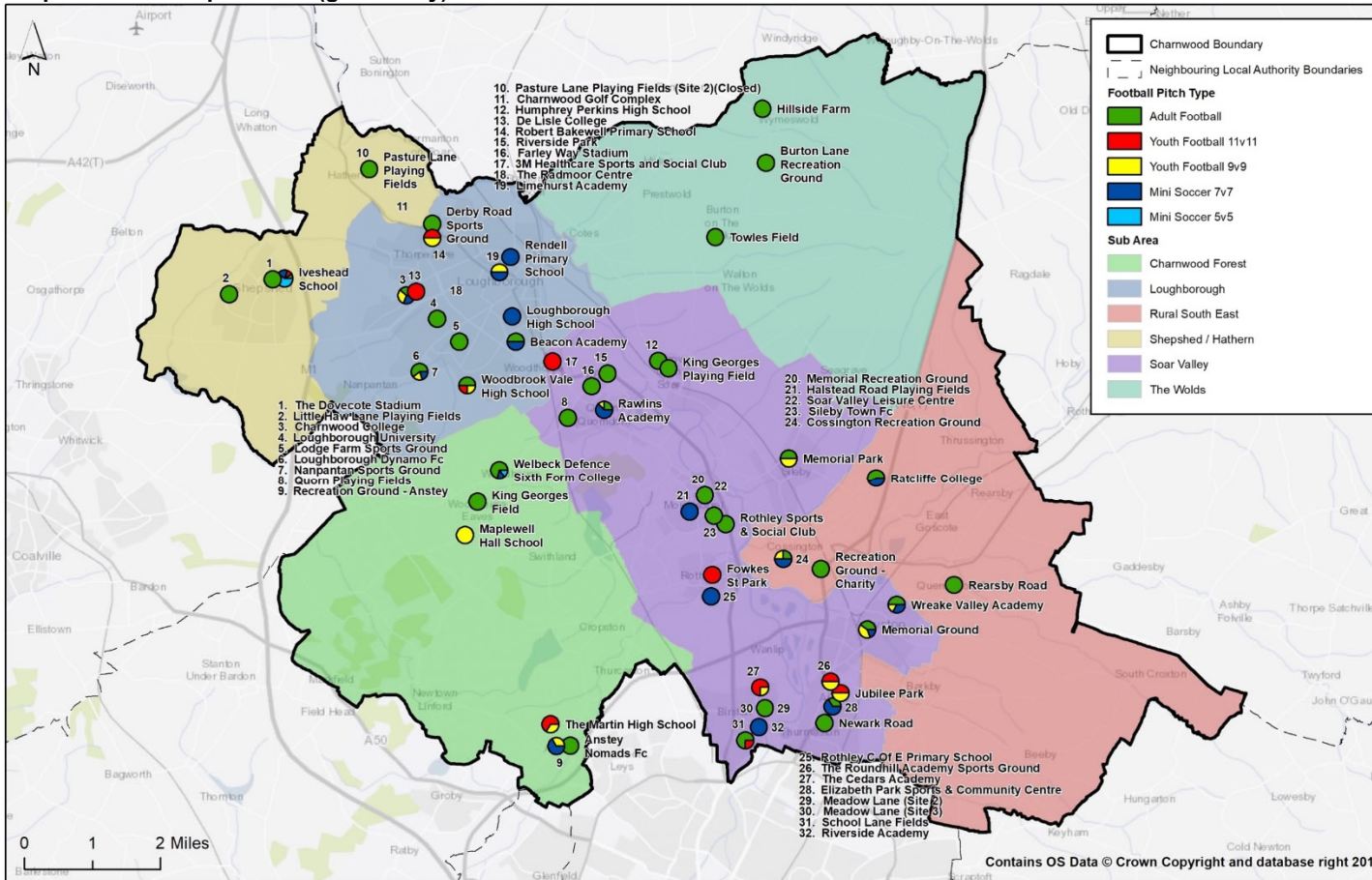
QUALITY SCORE	ADULT	YOUTH		MINI	
	11 v 11	11 v 11	9 v 9	7 v 7	5 v 5
PITCH CAPACITY FOR GOOD (80-100%) PITCHES	3	4	4	6	6
PITCH CAPACITY FOR STANDARD (50-79.9%) PITCHES	2	2	2	4	4
PITCH CAPACITY FOR POOR (0-49.9%) PITCHES	1	1	1	2	2
TOTAL CAPACITY IN MATCH EQUIVALENTS PER WEEK IN CHARNWOOD	194	28	61	176	18


- 3.16. Table 3.2 shows that across all 163 pitches in Charnwood, there is a total carrying capacity of 477 match equivalents per week. 194 (41%) match equivalents of this capacity are provided on Adult 11 v 11 pitches.



3.17. Map 3.1 shows the distribution of all grass football pitches throughout the Borough. Map 3.1 shows that the majority of football sites are located in the Loughborough and Soar Valley sub-areas.

Map 3.1: Football provision (grass only) in Charnwood





PITCH OWNERSHIP

- 3.18. The ownership and management profile of football pitches can have a significant impact on the quality and security of community access to football facilities within an area.
- 3.19. Table 3.3 shows the number of sites owned and managed by different organisational types across Charnwood. Definitions of several of the ownership types are described in the following points.

PARISH COUNCILS

- 3.20. For the purposes of the table below, all parish council-owned football sites are categorised under one single 'type' of ownership.

CHARNWOD BOROUGH COUNCIL

- 3.21. Local authorities own, manage and maintain the greatest stock of football pitches in the country. This ownership type usually ensures that facilities are available to the community for use, typically either on mid- to long-term leases or rolling rental or season booking agreements.

ACADEMIES

- 3.22. The land upon which academies are built is typically owned by the county council, in this case Leicestershire County Council (LCC). However, due to the length of the leases granted to the academies (typically 99 years) and the sensitivities around how academies typically view and manage their football pitches with regard to community use on a national level (typically with no security of use, minimal maintenance and removal of availability at short notice), these sites have been categorised separately to the rest of the sites owned by LCC.

LEICESTERSHIRE COUNTY COUNCIL AND COMMUNITY SCHOOLS


- 3.23. The four sites owned by LCC could all be classed as education sites, but as LCC is the primary landholder and retains some control over these sites, they have been grouped under the Leicestershire County Council ownership typology. Three of these sites are managed by the community schools, which are based on and use the land and buildings owned by the LCC.

PRIVATE / COMMERCIAL

- 3.24. Private ownership indicates land that is owned by a private landholder (usually a person or family). This is opposed to a commercial organisation or company, which is typically profit-driven.

LOUGHBOROUGH UNIVERSITY / OTHER INDEPENDENT SCHOOLS

- 3.25. Although Loughborough University and independent schools operate as businesses in many regards, these sites are not classified as such for the purposes of this study. Although these are sometimes technically owned by charities or trusts, and whilst some of the facilities based on these sites may be available to the community, there is rarely any long-term security of tenure for the community clubs using them or obligation for the sites to so provide.



CHARITY / TRUST

3.26. This classification refers to sites owned by playing field associations or entities like Fields in Trust. This type of designation is usually to ensure the facilities are available for community use in the long term.

LEISURE TRUST

3.27. This refers to leisure operators that typically manage leisure centres and other facilities available to the community. Leisure Trusts are non-profit-making organisations, with a Board of Directors. They should however, be considered as commercial entities whilst having an obligation to the local authority and its residents based on a long-term partnership arrangement.

Table 3.3: Playing Pitch Site (football) ownership in Charnwood ¹⁹ - grass and synthetic pitches

ORGANISATION TYPE	OWNERSHIP	MANAGEMENT
PARISH COUNCILS	17	16
ACADEMIES	14	14
PRIVATE	5	1
COMMERCIAL	1	5
SPORTS CLUB	6	12
CHARNWOOD BOROUGH COUNCIL	3	5*
LEICESTERSHIRE COUNTY COUNCIL	4	0
CHARITY / TRUST	3	3
LEISURE TRUST	0	1
INDEPENDENT SCHOOLS	2	3
LOUGHBOROUGH UNIVERSITY (FURTHER EDUCATION)	1	1
MINISTRY OF DEFENCE	1	0
COMMUNITY SCHOOL (IN HOUSE)	0	3


*Nanpantan Sports Ground is listed as two sites because some of the football pitches on this site are leased to Loughborough Dynamo. Nanpantan Sports Ground is owned by CBC, with some football pitches managed by ideverde as the grounds maintenance contractor.

3.28. As is common across the UK, a large proportion of sports provision in the study area is owned and operated by education and local government entities (including Parish Councils). In addition to this, the Charnwood assessment results illustrate that there are a significant number of sites owned and/or managed by entities with little-to-no obligation, formal or informal, to the community football teams that may wish to access them. This includes entities classified as commercial, private, further education sites, independent schools, academies or Ministry of Defence-owned sites.


3.29. Table 3.3 shows that parish councils own the greatest proportion of sites across the Borough (29%), and also manage the highest percentage of sites (27%). Typically, parish council ownership of sites is associated with favourable levels of security of community use. However, parish council-owned sites can have mixed levels of quality and maintenance. Comments on the community use, quality and maintenance of pitches follow analysis of this assessment.

3.30. The table shows that academies own and manage the second highest proportion of sites (24%). Sites owned and managed by academies tend to have poor security of access for community use.

¹⁹ Source: 4 global site assessments 2017



3.31. Sports clubs are the third most common ownership (10%) and management type (23%). Having a significant number of sites managed by clubs is associated with benefits such as good security of tenure and improved levels of quality. However, clubs are typically reliant on a small group of volunteers to carry out much of the day-to-day maintenance and administration work. Under this model, if a key volunteer is no longer able to support their club, then key tasks can go uncompleted and the quality of the facilities or user experience can decline.



DEMAND

3.32. Football is the most popular team participation sport across the study area, with a total of 214 teams recorded through the study, as shown in Table 3.4.


Table 3.4: Demand for football (by team) in Charnwood and sub-areas ²⁰

AREA	FOOTBALL ADULT MEN 11 v 11	FOOTBALL ADULT WOMEN 11 v 11	FOOTBALL YOUTH BOYS 11 v 11 (12–15YRS)	FOOTBALL YOUTH GIRLS 11 v 11 (12–15YRS)	FOOTBALL YOUTH BOYS 9 v 9 (10–11YRS)	FOOTBALL YOUTH GIRLS 9 v 9 (10–11YRS)	FOOTBALL MINI SOCCER MIXED 7 v 7 (8–9YRS)	FOOTBALL MINI SOCCER MIXED 5 v 5 (6–7YRS)	TOTAL
CHARNWOD FOREST	4	2	2	0	1	2	3	1	15
LOUGHBOROUGH	16	1	12	3	6	1	5	1	45
RURAL SOUTH EAST	5	0	1	2	2	1	1	0	12
SHEPSHED-HATHERN	9	0	4	0	1	0	1	0	15
SOAR VALLEY	41	2	23	2	23	1	25	8	125
THE WOLDS	1	0	1	0	0	0	0	0	2
CHARNWOD	76	5	43	7	33	5	35	10	214

3.33. Table 3.4 illustrates the significant amount of demand in the Soar Valley sub-area and in Loughborough. Together, these two sub-areas represent 79% of all football demand in Charnwood. As expected, there is significantly less demand in the rural sub-areas of the Borough.

3.34. Using the above team data from the 67 clubs responding the survey, the club-to-team ratio in Charnwood is 1:3.2, i.e. each club runs on average 3.2 teams. This is almost identical to the national ratio of 1:3.3.

²⁰ Source: 4 global site research




MAJOR CLUB DEMAND SUMMARY

3.35. The study area has a small number of large clubs, with high membership numbers and significant demand for facilities. A summary of the consultations with a sample of the largest clubs (as these are responsible for the most pitch demand in the Borough) is included below, with further detail included within Technical Appendix C: Site-by-Site Football Analysis. It is important to emphasise that these are the clubs' views, as opposed to strategic recommendations.


Table 3.5: Football Club Consultation Summary

MOUNTSORREL JUNIORS	<p>A large club with 22 teams operating from Halstead Road Playing Field and Memorial Recreation Ground. The club has grown significantly in recent years adding 17 teams over a 5-year period. The club is expected to have a minimum of 35 teams for the start of the 2018/19 season.</p> <p>Issues:</p> <ul style="list-style-type: none"> The main issue for the club is that they are currently forced to travel to Brooksby Melton College in Melton Mowbray for 3 nights per week and a further 3 hours of training on Sunday mornings. This is due to the limit the parish council places on the amount football that can be played on the site in a given week.
BIRSTALL UNITED JUNIORS	<p>Another major club, with 9 teams at the time of consultation. However, this figure is expected to increase significantly over the next few seasons, with 17 teams expected for the start of the 2018/19 season. This increase has been due to new volunteers in the club.</p> <p>Issues:</p> <ul style="list-style-type: none"> The club has reported a desire to refurbish and improve the clubhouse. It is believed that this plan is still at an early stage.
BARROW TOWN AND BARROW TOWN YOUTH	<p>Barrow Town and Barrow Town Youth are technically separate clubs, but share Riverside Park as a home ground. Combined, the clubs field 8 teams on this site. This number is set to rise significantly over the next few years, with 22 teams expected by the beginning of the 2018/19 season (Source: LFA 2018).</p> <p>Issues:</p> <ul style="list-style-type: none"> The facilities at Riverside are considered to be of good quality. However, there is a lack of capacity at the site to accommodate the rapidly expanding number of teams.
LOUGHBOROUGH DYNAMO JUNIORS	<p>A large junior club consisting of 21 teams ranging from U7 to U18. All of the teams play their home fixtures at Charnwood College, with the exception of an U13 team, which plays at Little Haw Lane Playing Fields, and an U18 team which plays at Nanpantan Sports Ground. The club has plans to expand and introduce 4 additional mini soccer teams to the club in the coming years.</p> <p>Issues:</p> <ul style="list-style-type: none"> Currently struggling with the condition of their changing facilities at Charnwood College and believe that if they were to be renovated then the club would attract more members.



<p style="writing-mode: vertical-rl; transform: rotate(180deg);">QUORN JUNIORS</p>	<p>A large junior club consisting of 21 teams ranging from U7 to U18. Rawlins Academy is the training ground for all teams, and also the home ground for the vast majority of teams, with the exception of one U15 side which plays at 3M Healthcare Sports and Social club and another U15 team which plays and trains at Beacon Academy. The club has seen an increase in the number of teams in the past three years, notably 3 in the mini soccer section and 2 in the junior boys' section. If there was better pitch provision/accessibility in the area, the club believes it would expand further. Its aspiration is to develop a clubhouse (priority is changing rooms), including clubroom on land next to Rawlins Academy.</p> <p>Issues:</p> <ul style="list-style-type: none"> • Lack of pitches with the necessary ancillary facilities in the area; and • Current unmet demand due to a lack of sufficient available hours on 3G pitches in the area at peak times. Currently the club utilises Wreake Valley Academy to make up for this shortfall so that teams can train at their preferred times.
<p style="writing-mode: vertical-rl; transform: rotate(180deg);">SYSTON TOWN JUNIORS</p>	<p>Large junior club consisting of 19 teams, ranging from U7 to U18. All teams train at Wreake Valley Academy, with mini soccer teams also playing their home games here, whereas the junior setup (U10 and above) has their home ground at Necton Street.</p> <p>Issues:</p> <ul style="list-style-type: none"> • The club would like to relocate from Necton Street as there was recently an incident of crime in the area and so the club now deems it as unsafe; • There are insufficient shower facilities in the clubhouse at Necton Street, meaning that currently men and women cannot play at the same time; and • The changing facilities at Necton Street have become old and run down. <p>Developments:</p> <ul style="list-style-type: none"> • The club would like to renovate the changing facilities at Necton Street to bring them up to a standard suitable for use; and • At Wreake Valley, the club would like to put full fencing around the site's playing fields to protect it from being damaged by trespassers.
<p style="writing-mode: vertical-rl; transform: rotate(180deg);">ANSTEY SWIFTS</p>	<p>Junior club consisting of 13 teams ranging from U7 to U18, training at a combination of Anstey Recreation Ground and Mears Meadows (predominantly the older junior teams). The teams play their home games at Anstey Recreation Ground, Mears Meadows or The Martin High School. Increased recruitment, particularly in the mini soccer and girls' football section, has resulted in an increase in the number of teams. The club has further plans to expand utilising the newly completed Mitchell Field Complex.</p> <p>Issues:</p> <ul style="list-style-type: none"> • There is unmet demand within the club, access to a 3G facility is needed to overcome this; and • The club would like to train within their catchment area, but the pitches are around 50 metres outside of Charnwood.

3.36. An issue mentioned by clubs and identified through the site visits is that there is a dog-fouling problem on many sites in the Borough. Not only is clearing this prior to a game unappealing and an unnecessary use of time, there is also a health risk to children (either players or spectators). Practical support through provision of dedicated waste bins, and improved signage, plus encouraging the implementation of severe fines for anyone identified as failing to pick up after their dog on playing pitch sites are options to consider in addressing this situation.




DEMAND DRIVEN BY POPULATION GROWTH

- 3.37. To calculate the future demand for football in the study area, a Team Generation Rate (TGR) has been calculated using the current number of teams and the current population. This measure allows calculation of the population size (for various age groups) which will typically generate enough demand for a football team.
- 3.38. This TGR is then applied to the population projections for the local authority area to confirm how population growth or reduction will affect the demand for teams in each of the key age groups.
- 3.39. The future population used in Table 3.6 is determined using ONS SNPP figures. This is due to the need for population figures to be defined by age and gender so that the future demand for each pitch type is clear.

Table 3.6: Team Generation Rates for Football in Charnwood

SPORT AND AGE GROUPS	TEAMS	CURRENT POPN (2017)	FUTURE POPN (2036)	CURRENT TGR	POPN CHANGE	POTENTIAL CHANGE
FOOTBALL ADULT MEN 11 v 11 (16–45YRS)	76	38520	43260	506.8	4740	9
FOOTBALL ADULT WOMEN 11 v 11 (16–45YRS)	5	35560	39240	7112.0	3680	1
FOOTBALL YOUTH BOYS 11 v 11 (12–15YRS)	43	4260	5120	99.1	860	9
FOOTBALL YOUTH GIRLS 11 v 11 (12–15YRS)	7	3780	4680	540.0	900	2
FOOTBALL YOUTH BOYS 9 v 9 (10–11YRS)	33	1920	2320	58.2	400	7
FOOTBALL YOUTH GIRLS 9 v 9 (10–11YRS)	5	1760	2200	352.0	440	1
FOOTBALL MINI SOCCER MIXED 7 v 7 (8–9YRS)	35	4000	4360	114.3	360	3
FOOTBALL MINI SOCCER MIXED 5 v 5 (6–7YRS)	10	2000	2180	200.0	180	1

- 3.40. Table 3.6 illustrates that the significant population growth in Charnwood is projected to lead to an increase in demand for football, with an additional 33 teams expected to be generated across the Borough. The most significant increase will come in the Youth 11 v 11 boys age groups and will result in an additional 9 teams; based on the fact there are already 43 teams, this equates to an increase of 21%.
- 3.41. To look at this projected increase in demand in more detail, TGR calculations have also been undertaken for each of the six sub-areas.
- **Charnwood Forest: 2 additional teams, including 1 adult women’s 11 v 11 team and 1 youth girls’ 9 v 9 team;**
 - **Loughborough: 8 additional teams, including 2 adult men’s 11 v 11 teams, 3 youth boys’ 11 v 11 teams, 1 youth girls’ 11 v 11 team, 1 youth boys’ 9 v 9 team and 1 mini soccer 7 v 7 team;**
 - **Rural South East: 2 additional teams, including 1 adult men’s 11 v 11 team and 1 youth girls’ 11 v 11 team’**
 - **Shepshed - Hathern: 2 additional teams, including 1 adult men’s 11 v 11 team and 1 youth boys’ 11 v 11 team;**



- **Soar Valley: 19 additional teams, including 5 adult men’s 11 v 11 teams, 5 youth boys’ 11 v 11 teams, 1 youth girl’s 11 v 11 team, 5 youth boys’ 9 v 9 teams, 2 mini soccer 7 v 7 teams and 1 mini 5 v 5 team; and**
- **The Wolds: no additional teams.**

3.42. When comparing the findings for the whole study area to national trends, the projected increase in adult teams is higher than estimated demand across the UK, which is projected to decrease. The upward trend for mini soccer and the significant increase in youth football is consistent with the rest of the UK and is likely to place some strain on mini and youth pitches, especially Youth 9 v 9 pitches, which require specialist goals.

3.43. It is important to note that the TGR calculation assumes that clubs, Charnwood Borough Council and the local FA development officers do not improve their marketing or participation schemes over the period and are therefore no more successful than they are now in attracting new players to participate in football in the study area. In reality, it is expected that there will be improved channels of digital communication and improved maintenance technology, as well as higher quality ancillary provision. The outcomes of this will be a higher quality product and an improved ability to generate additional demand and convert it into participation.

FUTURE DEMAND DRIVEN BY LATENT DEMAND

3.44. Alongside the future demand generated by population growth at local level, it is also important to understand the level of latent demand for football in an area. Latent demand refers to the situation when clubs or teams believe there is demand within the area for them to grow but they have not been able to realise this growth.


3.45. The amount of latent demand for teams in the borough is determined by combining the responses from clubs regarding their potential future growth over the next three years. The three-year timescale to which the survey requests clubs to respond limits the level of guess work on the club’s part and provides more certainty regarding the number of new teams they may be able to field in the future. This methodology is in line with Sport England’s PPS guidance document.

3.46. The causes, or reasons for latent demand can be complex and multi-faceted, but commonly include a lack of qualified coaches to manage teams, a lack of facilities to play matches at peak times or even a lack of parking capacity on site. Table 3.7 outlines the level of latent demand in Charnwood by age group as reported by clubs responding to the football clubs’ survey.

Table 3.7: Latent Demand for Football in Charnwood ²¹

AREA	ADULT 11 v 11	YOUTH 11 v 11	YOUTH 9 v 9	MINI 7 v 7	MINI 5 v 5	TOTAL
CHARNWOOD FOREST	0	1	1	2	0	4
LOUGHBOROUGH	0	1	1	5	2	9
RURAL SOUTH EAST	0	0	1	1	0	2
SHEPSHED-HATHERN	0	0	0	0	0	0
SOAR VALLEY	4	8	8	11	2	33
THE WOLDS	1	0	0	0	0	1
CHARNWOOD	5	10	11	19	4	49


²¹ Source 4 global research 2017



- 3.47. Table 3.7 shows that the majority of latent demand, 67%, is located in Soar Valley with Mountsorrel Juniors (12), Birstall United Juniors (6) and Quorn (5) making up a significant proportion of this latent demand. 47% of latent demand is for teams with players aged between 6 and 9 years old. A further 43% is from youth teams. If all latent demand was translated into participation across Charnwood, there would be an additional 49 teams with demand of 24.5 match equivalents per week.
- 3.48. The key barrier for latent demand identified during the consultation is the ability to access appropriately-sized pitches at peak times.

SUPPLY AND DEMAND BALANCE

- 3.49. This section details the supply and demand balance findings for grass football pitches (both for current and future scenarios) for the study, split by sub-area.
- 3.50. The pitch balance figures, i.e. the relationship between supply and demand, are calculated using the capacity and pitch quality ratings, with further detail provided in Technical Appendix C: Site-by-Site Football Analysis.
- 3.51. Tables 3.8 to 3.14 show the total capacity analysis for football in each of the six sub-areas. For each table, scenarios have been tested, to show the impact of security of pitch availability across the sub-area.
- 3.52. Pitches are considered “secured” for community use where there is a formal agreement (a lease or licence for example) or an obligation for the owners or managing organisation to make the pitches available to community football clubs for use. This means that many grass pitches at academies (and some other education sites) are often considered “unsecure” as their availability is almost entirely at the discretion of the site owner.
- 3.53. TGRs are used to calculate projected future demand for each pitch type in each sub-area. As discussed above in sub-section 2.5 (Population Profiles and Projections), the TGRs require population to be split by age and gender. As no other available housing data provides this detail, the study uses the ONS SNPP figures to project future population and consequent football demand by pitch type.
- 3.54. Alongside TGRs, latent demand is also used to estimate the level of under- or over-supply of pitches. Latent demand represents the number of teams that could be produced if accommodation was made for all those that want to play football in the area but currently do not. The figure is drawn from the club demand survey, which asks how many additional teams each club is likely to have over the next three years.
- 3.55. All demand in the tables is represented in match equivalents, based on a team playing at home once every fortnight (to account for home and away fixtures). Therefore, each team has a demand of 0.5 match equivalents per week.



SUB-AREA SUPPLY AND DEMAND ASSESSMENT


3.56. The following section summarises the above supply and analysis findings in a single table for each sub-area. The sub-area tables show the entire capacity of the area under analysis and how adequate this level of supply is to meet the demand for specific pitch types. The tables then look at the balance of supply v demand when only securely available pitches are included in the supply. Finally, the tables show how demand is projected to increase between 2017 and 2036. This includes looking at current latent demand and the teams projected to be produced through population increases (team generation rates). These future demand projections are added to the existing demand to show a total projected demand by pitch type for 2036. Finally, this demand is balanced against the securely available pitch supply to show the projected balance figures for each pitch type in the study area.

CHARNWOOD SUPPLY AND DEMAND

Table 3.8: Football Supply and Demand Balance for Charnwood


BALANCE PER PITCH TYPE	ADULT 11 V 11	YOUTH 11 V 11	YOUTH 9 V 9	MINI 7 V 7	MINI 5 V 5	TOTAL
SUPPLY – PITCH CAPACITY IN MATCH EQUIVALENTS PER WEEK FOR ALL PITCHES	194	28	61	176	18	477
DEMAND – IN MATCH EQUIVALENTS PER WEEK (FROM COMMUNITY TEAMS ONLY)	40	25	18.5	17.5	5	106
CURRENT BALANCE FOR ALL PITCHES – IN MATCH EQUIVALENTS PER WEEK	154	3	42.5	158.5	13	371
CURRENT BALANCE FOR PITCHES SECURED FOR COMMUNITY USE ONLY – IN MATCH EQUIVALENTS PER WEEK	63	-11	11.5	56.5	-5	115
FUTURE ADDITIONAL LATENT DEMAND – IN MATCH EQUIVALENTS PER WEEK	2.5	6	4.5	9	2.5	24.5
FUTURE ADDITIONAL DEMAND (FROM TGR) – IN MATCH EQUIVALENTS PER WEEK	5	5.5	4	1.5	0.5	16.5
FUTURE BALANCE FOR ALL SECURED SITES – IN MATCH EQUIVALENTS PER WEEK (2036)	55.5	-22.5	3	46	-8	74

(Match Demand from new teams is included in Table 3.8, but not training demand, as most of the clubs in the area do not train on grass pitches)



3.57. Table 3.8 identifies the following key findings:

- **When demand across all pitch types is compared against all pitch supply in Charnwood, there is a balance of 371 match equivalents of spare capacity per week. However, when only securely available sites are considered as part of the supply, the balance falls from 371 to 115 match equivalents of spare capacity per week. This indicates that 256 supply match equivalents are not securely available for community use. This equates to 54% of all football pitch supply in Charnwood not being securely available for community use. Over half of all pitches in the Borough cannot be relied upon to meet current or future community demand because they are not securely available; this is a significant level of provision which could potentially be brought into the secured pitch supply in the future.**
- **When only securely available sites are considered, there is a deficit of dedicated Youth 11 v 11 pitches equivalent to 11 matches per week. However, Youth 11 v 11 demand can also be met by Adult 11 v 11 pitches. Whilst this is not ideal due to adult pitches typically being too large for Youth 11 v 11 players, the discrepancies in pitch dimensions are not considered to be a significant barrier to player enjoyment nor to technical development and is therefore deemed acceptable. Adult 11 v 11 pitches are currently operating with the equivalent of 63 matches spare capacity per week. When the supply and demand for Adult 11 v 11 and Youth 11 v 11 pitches are combined, there is spare capacity of 29 match equivalents per week.**
- **Table 3.8 also shows an under-supply of Mini 5 v 5 pitches across the Borough of 5 match equivalents per week. However, Mini 5 v 5 pitches can be easily overmarked onto larger pitch types and, due to the small size of the goals required to play Mini 5 v 5 football, temporary goals are easily set up to create an adequate pitch. Due to the requirement that sites are appropriate for both types of mini soccer (adequate parking, access to toilets and availability on Sunday mornings) and the fact that families may typically prefer to take multiple children playing at different age groups down to a single mini soccer site, Mini 5 v 5 and Mini 7 v 7 supply and demand are considered together. Due to the significant spare capacity of securely available Mini 7 v 7 pitches in the area (56.5 match equivalents per week) there is sufficient spare capacity to meet the deficit in Mini 5 v 5 supply. When the pitch demand for all mini soccer is considered against the secured supply for both pitch types, there is spare capacity for the equivalent of 51.5 matches per week.**
- **Youth 9 v 9 pitches are only used for U11 and U12 age groups. These pitches represent a transition between mini soccer and 11 v 11 football. Although the 80-yard x 50-yard pitch required for Youth 9 v 9 football can be overmarked on 11 v 11 pitches, this pitch type requires a dedicated goal size which, unlike the Mini 5 v 5 goal, is too large to be easily assembled before matches. Where Youth 9 v 9 pitches are being overmarked on 11 v 11 pitches, sites will typically have mobile 9 v 9 goal posts which can be rolled into position. However, these mobile goals are expensive (at around £3,000 per pair). Therefore, ensuring there is sufficient capacity within dedicated Youth 9 v 9 pitches to meet demand is considered important. Table 3.8 shows that Youth 9 v 9 pitches are currently operating with enough spare capacity to meet the equivalent of 11.5 additional matches per week. However, Table 3.8 also shows that should all projected future Youth 9 v 9 demand be realised, the spare capacity in the existing secured pitch supply will reduce to just 3 match equivalents per week. This is equivalent to enough spare capacity to meet demand for 6 more Youth 9 v 9 teams.**
- **The future demand projections show that there will be an increase in demand of 41 match equivalents per week. Most growth in demand will be for Youth 11 v 11 and Mini 7 v 7 pitches, with an additional 12 and 11 match equivalents respectively for the two pitch types by 2036.**



- **Should all projected demand be realised with no change in the pitch supply, then there would be a total spare capacity equivalent to 74 matches per week, cumulative across all pitch types by 2036. 22 hectares of pitch provision have been quantified and agreed as part of the section 106 process for both North East Leicester and West of Loughborough SUEs. In addition, further playing pitch space is expected to be added as part of the Broadnook SUE development, but the scale of this has yet to be agreed. This additional pitch provision has been taken into consideration as part of the specific SUE scenario testing section later within this report.**
- **If all Youth 11 v 11 demand were to be placed on Youth 11 v 11 pitches, Table 3.8 shows that there would be a deficit in supply of 22.5 match equivalents per week. However, as described above, if Adult 11 v 11 and Youth 11 v 11 supply is combined to meet the projected demand for both pitch types, there will be sufficient supply to meet demand with the equivalent of 33 matches in spare capacity per week. This equates to enough spare capacity to meet the demand for 66 11 v 11 teams.**
- **Similarly, for mini soccer, whilst there is a deficit in supply to meet current and future Mini 5 v 5 demand on securely available Mini 5 v 5 pitches, this demand can be met through the spare capacity of securely available Mini 7 v 7 pitches, using overmarking and temporary goals. Comparing the securely available supply of all mini soccer pitches to the projected demand for mini soccer in 2036, Table 3.8 shows that there will be sufficient capacity to meet this demand, with an expected spare capacity equivalent to 38 matches per week. This is enough capacity to meet demand from an additional 76 mini soccer teams.**


3.58. The above represents a Borough-wide analysis of supply and demand, however, this does not adequately reflect the location and accessibility of provision in Charnwood. In order to better reflect the more local pressures, the study will look at the same analysis but for each of the six sub-areas in this study.

3.59. The tables below present the above analysis by sub-area.

3.60. Population projection by age and gender groups is required as part of the PPS to model future demand by pitch type. In the absence of appropriate population projection figures by sub-areas, the tables below apply the existing distribution of teams in each sub-area to the population projections for the Borough by age and gender (e.g. If the Borough is projected to have an additional four boys' teams at a given age group over the study period, and sub-area A contains 50% of the current demand, with sub-areas B and C each having 25% of demand at that age group, then two of the projected teams are added to sub-area A and the other two teams are allocated on the basis of one team to each of the other sub-areas).

3.61. This approach does not account for significant shifts in the distribution of population in Charnwood (such as the addition of the SUEs in the Borough). However, in the absence of reliable data to show the total additional population by sub-area in 2036, or how this population will be defined by age and gender, modelling future demand on future population distribution is not possible. Therefore, the following analysis utilises the approach described above to model how additional demand could be distributed amongst the existing clubs in the borough.

3.62. Proximity to increased population is not the only determining factor for generating new demand for pitches; the perceived quality and capacity of established clubs (from a coaching, volunteer and administrative perspective) also play a significant role in attracting players to clubs based on pitches that are not necessarily the closest to their homes. The current size and number of teams each club can field is therefore considered to be a fair indication of their ability to attract players.




CHARNWOOD FOREST SUPPLY AND DEMAND

Table 3.9: Football Supply and Demand Balance for Charnwood Forest


BALANCE PER PITCH TYPE	ADULT 11 v 11	YOUTH 11 v 11	YOUTH 9 v 9	MINI 7 v 7	MINI 5 v 5	TOTAL
SUPPLY – PITCH CAPACITY IN MATCH EQUIVALENTS PER WEEK FOR ALL PITCHES	20	2	5	14	6	47
DEMAND – IN MATCH EQUIVALENTS PER WEEK (FROM COMMUNITY TEAMS ONLY)	3	1	1.5	1.5	0.5	7.5
CURRENT BALANCE FOR ALL PITCHES – IN MATCH EQUIVALENTS PER WEEK	17	1	3.5	12.5	5.5	39.5
CURRENT BALANCE FOR PITCHES SECURED FOR COMMUNITY USE ONLY – IN MATCH EQUIVALENTS PER WEEK	2	-1	0.5	6.5	-0.5	7.5
FUTURE ADDITIONAL LATENT DEMAND – IN MATCH EQUIVALENTS PER WEEK	0	0.5	0.5	1	0	2
FUTURE ADDITIONAL DEMAND (FROM TGR) – IN MATCH EQUIVALENTS PER WEEK	0.5	0	0.5	0	0	1
FUTURE BALANCE FOR ALL SECURED SITES – IN MATCH EQUIVALENTS PER WEEK (2036)	1.5	-1.5	-0.5	5.5	-0.5	4.5

3.63. Table 3.9 shows the key findings for Charnwood Forest:

- There is a total supply capacity meeting 47 match equivalents of demand per week across all pitch types.
- There is demand for 7.5 match equivalents per week across all pitch types. The greatest demand is produced by Adult 11 v 11 teams, of which there are 6 in the sub-area, creating a demand of 3 match equivalents per week.
- The difference between the total supply and demand balance (39.5) and the securely available pitch supply (7.5) indicates that just 32% of total pitch supply is securely available for community football use in the sub-area. This represents a total of 32 match equivalents being unsecured for community use. The pitch type with the most amount of unsecured capacity is Adult 11 v 11 pitches, of which 15 match equivalents of supply are unsecured for community use (75% of all Adult 11 v 11 supply).
- There is spare capacity for just 2 additional Adult 11 v 11 matches per week in the sub-area.
- There is a deficit in pitch capacity when Youth 11 v 11 demand is assessed as being reliant on only securely available Youth 11 v 11 pitches.



- **When all the supply for securely available 11 v 11 pitches is allocated to meet all 11 v 11 demand, there is spare capacity for just 1 additional match per week in the sub-area.**
- **When Mini 5 v 5 demand is met only through use of dedicated Mini 5 v 5 pitches, there is a deficit equivalent to 0.5 matches per week in the sub-area.**
- **Mini 5 v 5 demand can be met by overmarked pitches on Mini 7 v 7 pitches. When all mini soccer demand is supplied by both securely available Mini 7 v 7 and Mini 5 v 5 pitches, there is sufficient pitch capacity to adequately meet demand, with enough spare capacity to meet the equivalent of a further 6 matches per week.**
- **Demand in the sub-area is projected to increase across all pitches by 3 match equivalents per week. Increased demand is expected to be spread across the pitch types relatively evenly, with Youth 9 v 9 and Mini 7 v 7 each seeing an increase of 1 match per week, and Adult and Youth 11 v 11 each seeing an increase of 0.5 match equivalents per week.**
- **As in the analysis above, if the capacity of Youth 11 v 11 pitches and Adult 11 v 11 pitches is combined to meet the demand for both pitch types, there will be no spare capacity on the 11 v 11 pitches to meet the demand from any other new teams, given the projected levels of future demand.**
- **By 2036, Youth 9 v 9 pitches are expected to be operating at the equivalent of 0.5 matches over capacity per week. This is equivalent to one more Youth 9 v 9 team than the sub-area is capable of sustaining.**
- **Demand for Mini 5 v 5 pitches can be met by overmarking on existing Mini 7 v 7 pitches and using temporary goal posts. If this solution were to be adopted in order to satisfy demand for Mini 5 v 5 pitches, then the sub-area would have sufficient supply to meet all mini soccer demand, with spare capacity for a further 5 matches per week. Pitch under supply is expected to be met by over-marking on larger pitch types.**




LOUGHBOROUGH SUPPLY AND DEMAND

Table 3.10: Football Supply and Demand Balance for Loughborough


BALANCE PER PITCH TYPE	ADULT 11 v 11	YOUTH 11 v 11	YOUTH 9 v 9	MINI 7 v 7	MINI 5 v 5	TOTAL
SUPPLY – PITCH CAPACITY IN MATCH EQUIVALENTS PER WEEK FOR ALL PITCHES	67	4	23	56	0	150
DEMAND – IN MATCH EQUIVALENTS PER WEEK (FROM COMMUNITY TEAMS ONLY)	8	7.5	3	2.5	0.5	21.5
CURRENT BALANCE FOR ALL PITCHES – IN MATCH EQUIVALENTS PER WEEK	59	-3.5	20	53.5	-0.5	128.5
CURRENT BALANCE FOR PITCHES SECURED FOR COMMUNITY USE ONLY – IN MATCH EQUIVALENTS PER WEEK	20	-7.5	-1	1.5	-0.5	12.5
FUTURE ADDITIONAL LATENT DEMAND – IN MATCH EQUIVALENTS PER WEEK	0	0.5	0.5	2.5	1	4.5
FUTURE ADDITIONAL DEMAND (FROM TGR) – IN MATCH EQUIVALENTS PER WEEK	1	2	0.5	1	0	4.5
FUTURE BALANCE FOR ALL SECURED SITES – IN MATCH EQUIVALENTS PER WEEK (2036)	19	-10	-2	-2	-1.5	3.5

3.64. The findings from the analysis of the supply and demand balance for Loughborough area:

- The sub-area has an overall capacity of 150 match equivalents across all pitch types. Adult 11 v 11 pitches comprise 67 of the 150 match equivalents of capacity, equating to 45% of all supply. 56 of the 150 match equivalents is supplied by Mini 7 v 7 pitches (37%). 82% of all pitch supply in the sub-area is provided by Adult 11 v 11 and Mini 7 v 7 pitches.
- There is demand for 21.5 matches per week from community teams across all pitch types every week in the sub-area. This is equivalent to 43 community teams playing in the sub-area. This level of demand means that Loughborough has the second-greatest level of overall demand for football provision in the Borough, after the Soar Valley sub-area.
- Table 3.10 shows that a significant amount of provision is unavailable for community use. Accounting for all pitch types, the sub-area has spare capacity equivalent to 128.5 matches per week across all pitch types. However, when only securely available provision is included, this decreases to just 12.5 match equivalents per week. Given the 21.5 match equivalents of demand within the sub-area, this means there is a total secured supply capacity of 34 match equivalents across the sub-area. This means that only 22% of capacity across all pitch types in Loughborough is securely available for community use.



- **Within the sub-area, the pitch type with the most unsecured pitches is Mini 7 v 7. This pitch type has just 4 match equivalents of capacity securely available to the community, out of a total supply of 56. This equates to just 7% of pitch capacity being securely available for this pitch type. The spare capacity of Youth 9 v 9 pitches reduces from the equivalent of 20 matches per week when all supply is included, to a deficit of 1 match when only securely available pitches are included. This indicates that only 2 match equivalents of capacity out of the 23 match equivalents of supply are securely available, just 9% of the total capacity of Youth 9 v 9 pitch supply. Table 3.10 shows that no Youth 11 v 11 pitches are securely available from the 4 match equivalents identified. 28 match equivalents of Adult 11 v 11 pitch capacity are secured out of a total supply capacity of 67 match equivalents. This equates to 42% of Adult 11 v 11 pitch capacity being securely available to the community for use; this is the highest figure of all the pitch types in Loughborough.**
- **When demand from Youth 11 v 11, Youth 9 v 9 and Mini 5 v 5 teams is met by each securely available, dedicated pitch type, then each of these is considered to be operating with a capacity deficit. However, as has been discussed in the analysis above, Youth 11 v 11 and Mini 5 v 5 demand can be readily met by overmarking on larger pitch types. If all securely available Adult 11 v 11 pitches were modelled to meet demand for both Adult 11 v 11 and Youth 11 v 11 teams, then the sub-area is operating with the equivalent of 12.5 matches in spare capacity per week. Similarly, if all Mini 5 v 5 demand were to be met by securely available Mini 7 v 7 pitches then the sub-area would operate with the equivalent of 1 match spare capacity per week.**
- **The sub-area is projected to have an additional 9 match equivalents of demand per week by 2036. This is the second highest level of projected demand in the Borough after the Soar Valley sub-area.**
- **Securely available Adult 11 v 11 pitches are projected to continue operating with spare capacity. If all Youth 11 v 11 demand is played on Adult 11 v 11 pitches, then these pitches will be operating with the equivalent of 9 matches of spare capacity per week. All other pitch types are projected to be operating with a capacity deficit. As discussed above, Youth 9 v 9 pitches are less easily replaced using alternative pitch types. By 2036, Youth 9 v 9 pitches are projected to be operating at a deficit equivalent to 2 matches per week. This is the equivalent of being over capacity by 4 teams.**
- **Mini 7 v 7 and Mini 5 v 5 are also projected to be operating over capacity by 2 and 1.5 match equivalents per week respectively. If all demand for Mini 5 v 5 pitches were to be played on Mini 7 v 7 pitches, then Loughborough would be operating at a deficit of 3.5 match equivalents per week.**




RURAL SOUTH EAST SUPPLY AND DEMAND

Table 3.11: Football Supply and Demand Balance for Rural South East

BALANCE PER PITCH TYPE	ADULT 11 v 11	YOUTH 11 v 11	YOUTH 9 v 9	MINI 7 v 7	MINI 5 v 5	TOTAL
SUPPLY – PITCH CAPACITY IN MATCH EQUIVALENTS PER WEEK FOR ALL PITCHES	18	0	0	22	0	40
DEMAND – IN MATCH EQUIVALENTS PER WEEK (FROM COMMUNITY TEAMS ONLY)	2	1.5	1.5	0.5	0	5.5
CURRENT BALANCE FOR ALL PITCHES – IN MATCH EQUIVALENTS PER WEEK	16	-1.5	-1.5	21.5	0	34.5
CURRENT BALANCE FOR PITCHES SECURED FOR COMMUNITY USE ONLY – IN MATCH EQUIVALENTS PER WEEK	4	-1.5	-1.5	3.5	0	4.5
FUTURE ADDITIONAL LATENT DEMAND – IN MATCH EQUIVALENTS PER WEEK	0	0	0.5	0.5	0	1
FUTURE ADDITIONAL DEMAND (FROM TGR) – IN MATCH EQUIVALENTS PER WEEK	0.5	0	0.5	0	0	1
FUTURE BALANCE FOR ALL SECURED SITES – IN MATCH EQUIVALENTS PER WEEK (2036)	3.5	-1.5	-2.5	3.0	0.0	2.5

3.65. Table 3.11 highlights the following information about the provision of football in the Rural South East sub-area:

- The sub-area has a total supply equivalent to 40 matches across all pitch types. These are provided exclusively by Adult 11 v 11 pitches and Mini 7 v 7 pitches.
- There is demand for 5.5 match equivalents across the entire sub-area. This equates to 11 teams playing in the sub-area. There is demand for the equivalent of 2 matches per week on Adult 11 v 11 pitches, the greatest amount of any pitch type in the sub-area. This is equivalent to 4 adult teams playing in the sub-area.
- The spare capacity within the supply of pitches reduces from 34.5 match equivalents when all supply is included, to just 4.5 when only secured sites are considered; this means that there is a securely available pitch capacity of 10 match equivalents per week in the Rural South East sub-area. Within the sub-area, 25% of all pitch capacity is secured.
- Only Adult 11 v 11 and Mini 7 v 7 pitches are located in the sub-area. Therefore, all Youth 9 v 9 and Youth 11 v 11 teams have to utilise Adult 11 v 11 pitches, as there is no other pitch type large enough to accommodate them via overmarking. All mini soccer demand has to utilise the Mini 7 v 7 supply for the same reason. On this basis secured Adult 11 v 11 pitches are operating with 1 match equivalent of spare capacity per week. Mini 7 v 7 pitches are operating with 3.5 spare match equivalents per week.




- Table 3.11 projects an increase in demand of 2 match equivalents per week across all pitch types. This is equivalent to 4 additional teams in the sub-area. The greatest level of growth in demand in the sub-area is projected to be in Youth 9 v 9 teams, which will see an increase of 2 teams by 2036, equating to 1 match equivalent per week.
- Assuming that there will be no increase to the pitch capacity in the area, the new demand will impact on the amount of spare capacity in the area. Given the need for Adult 11 v 11 pitches to meet demand for both Youth 11 v 11 and Youth 9 v 9 demand (in addition to Adult 11 v 11 demand), the future demand forecasted in Table 3.11 means that Adult 11 v 11 pitches will be operating over capacity by 0.5 match equivalents per week.
- As there is no projected change to Mini 5 v 5 teams and just 0.5 additional projected demand for Mini 7 v 7 teams, the sub-area is projected to have sufficient securely available mini soccer provision with spare capacity for an additional 2.5 match equivalents per week.

SHEPshed - HATHERN SUPPLY AND DEMAND


Table 3.12: Football Supply and Demand Balance for Shepshed – Hathern

BALANCE PER PITCH TYPE	ADULT 11 v 11	YOUTH 11 v 11	YOUTH 9 v 9	MINI 7 v 7	MINI 5 v 5	TOTAL
SUPPLY – PITCH CAPACITY IN MATCH EQUIVALENTS PER WEEK FOR ALL PITCHES	12	1	0	4	12	29
DEMAND – IN MATCH EQUIVALENTS PER WEEK (FROM COMMUNITY TEAMS ONLY)	5.5	2	0.5	0.5	0	8.5
CURRENT BALANCE FOR ALL PITCHES – IN MATCH EQUIVALENTS PER WEEK	6.5	-1	-0.5	3.5	12	20.5
CURRENT BALANCE FOR PITCHES SECURED FOR COMMUNITY USE ONLY – IN MATCH EQUIVALENTS PER WEEK	5.5	-2	-0.5	-0.5	0	2.5
FUTURE ADDITIONAL LATENT DEMAND – IN MATCH EQUIVALENTS PER WEEK	0	0	0	0	0	0
FUTURE ADDITIONAL DEMAND (FROM TGR) – IN MATCH EQUIVALENTS PER WEEK	0.5	0.5	0	0	0	1
FUTURE BALANCE FOR ALL SECURED SITES – IN MATCH EQUIVALENTS PER WEEK (2036)	5.0	-2.5	-0.5	-0.5	0.0	1.5



3.66. Table 3.12 provides the following insight into the football provision in the Shepshed–Hathern sub-area:

- There is a total supply of 29 match equivalents per week in the sub-area. The highest level of individual pitch type supply derives from Adult 11 v 11 pitches and Mini 5 v 5 pitches, with 12 each. Together, Adult 11 v 11 pitches provide 83% of all capacity in the sub-area. There are no Youth 9 v 9 pitches in the sub-area meaning all Youth 9 v 9 demand is met via overmarking of Youth 11 v 11 or Adult 11 v 11 pitches. This is because these are the only pitch types large enough to accommodate an over-marked Youth 9 v 9 pitch.
- The sub-area produces 8.5 match equivalents of demand per week. Adult 11 v 11 pitches meet the highest level of demand with 5.5 match equivalents per week. This represents 65% of all demand in the sub-area.
- The spare capacity balance reduces from 20.5 when all pitches are considered in the supply capacity to 2.5 when only securely available pitches are considered. The demand for pitches is equivalent to 8.5 matches per week. This means there are just 11 match equivalents of capacity secured for community football use in the sub-area, across all pitch types. This means just 38% of all pitch supply is available to the community in the sub-area.
- Table 3.12 shows that none of the Mini 7 v 7 or Mini 5 v 5 pitches in the sub-area are securely available to the community (as the balance reduces from 3.5 to -0.5 from a total capacity of 4.0 for Mini 7 v 7, and reduces from 12 to 0 with no demand recorded for Mini 5 v 5 pitches). There are also no Youth 11 v 11 pitches securely available to the community. This means all demand is reliant on securely available Adult 11 v 11 pitches, as this is the only pitch type with any securely available capacity within the sub-area. Table 3.12 shows that Adult 11 v 11 pitches are currently operating with sufficient capacity to meet existing demand, with spare capacity for the equivalent of 5.5 match equivalents per week. The demand for these pitches is also 5.5 match equivalents per week. This means that 11 of the 12 (92%) match equivalents of Adult 11 v 11 pitch supply are securely available to the community.
- The 11 Adult 11 v 11 match equivalents represent the only securely available supply in the sub-area. When all demand is allocated against these pitches, Table 3.12 illustrates that there is sufficient carrying capacity within the pitch supply to meet all current demand, with spare capacity for a further 2.5 match equivalents per week.
- Demand in the sub-area is projected to grow by just 1 match equivalent per week.
- By 2036, this small growth will reduce the level of spare capacity on securely available pitches from 2.5 to 1.5.
- It should be noted that this sub-area is located close to Loughborough, where there is a higher level of spare capacity; there is therefore potential to accommodate further demand in the Loughborough sub-area and as a result of the development of playing pitches in the West of Loughborough SUE.




SOAR VALLEY SUPPLY AND DEMAND

Table 3.13: Football Supply and Demand Balance for Soar Valley

BALANCE PER PITCH TYPE	ADULT 11 v 11	YOUTH 11 v 11	YOUTH 9 v 9	MINI 7 v 7	MINI 5 v 5	TOTAL
SUPPLY – PITCH CAPACITY IN MATCH EQUIVALENTS PER WEEK FOR ALL PITCHES	74	21	33	80	0	208
DEMAND – IN MATCH EQUIVALENTS PER WEEK (FROM COMMUNITY TEAMS ONLY)	20	12.5	12	12.5	4	61
CURRENT BALANCE FOR ALL PITCHES – IN MATCH EQUIVALENTS PER WEEK	54	8.5	21	67.5	-4	147
CURRENT BALANCE FOR PITCHES SECURED FOR COMMUNITY USE ONLY – IN MATCH EQUIVALENTS PER WEEK	30	1.5	14	45.5	-4	87
FUTURE ADDITIONAL LATENT DEMAND – IN MATCH EQUIVALENTS PER WEEK	2	4	4	5.5	1	16.5
FUTURE ADDITIONAL DEMAND (FROM TGR) – IN MATCH EQUIVALENTS PER WEEK	2.5	3	2.5	1	1	10
FUTURE BALANCE FOR ALL SECURED SITES – IN MATCH EQUIVALENTS PER WEEK (2036)	25.5	-5.5	7.5	39	-6	60.5

3.67. Table 3.13 shows the balance of supply and demand for football across the Soar Valley sub-area:

- The sub-area has 208 match equivalents of supply, the highest of all the sub-areas in Charnwood. Mini 7 v 7 is the pitch type with the greatest level of capacity, at 80 (38% of all supply). Adult 11 v 11 pitches provide the second highest level of supply, with 74 match equivalents, representing 36% of all supply in Soar Valley. Together, Adult 11 v 11 and Mini 7 v 7 pitches provide 74% of all pitch capacity in the sub-area.
- There is demand for a total of 61 match equivalents per week in Soar Valley, equivalent to 122 teams playing in the sub-area. The greatest demand is produced by Adult 11 v 11 teams, with 20 match equivalents of demand per week. This represents 33% of all demand in Soar Valley.
- When only securely available pitch provision is considered, the capacity balance across all pitch types reduces from 147 to 87. Given the demand of 61 match equivalents per week, this means that 148 match equivalents are securely available to the community in Soar Valley. This represents 72% of pitch capacity being securely available for community use. This is the highest level of securely available pitches across all 6 of the sub-areas. Of the 74 match equivalents of supply for Adult 11 v 11 pitches, 24 are not securely available for community use. This equates to 33% of Adult 11 v 11 pitch capacity being unsecured for community football, the largest proportion of any pitch type in the sub-area. Of the 80 match equivalents of supply for Mini 7 v 7 pitches, 22 are not securely available for community football, equating to 28% of all Mini 7 v 7 pitch capacity.




- There are no Mini 5 v 5 pitches recorded in the sub-area, meaning all Mini 5 v 5 demand is met by Mini 7 v 7 pitch capacity (for the reasons explained in the analysis above).
- Table 3.13 shows that the sub-area is currently operating with sufficient secured capacity to meet existing demand with a further 87 match equivalents per week in secured spare capacity. The only pitch type not currently operating with secured spare capacity is Mini 5 v 5. There are no Mini 5 v 5 pitches in the sub-area. If all mini soccer demand is met by Mini 7 v 7 pitches, the sub-area operates with sufficient secured capacity to meet existing demand with secured spare capacity for a further 41.5 matches per week (calculated by subtracting the secured Mini 5 v 5 balance from the secured Mini 7 v 7 balance).
- Demand in the sub-area is expected to grow by 26.5 match equivalents per week, by far the largest level of growth in the Borough. 16.5 match equivalents of this future demand (62%) derive from latent demand for teams from the large number of clubs in the area. This latent demand is greatest for Mini 7 v 7 teams (at 5.5 match equivalents of unfulfilled demand) per week. This is followed by high latent demand for Youth 11 v 11 and Youth 9 v 9 teams, both at 4 each. Together this equates to 27 teams in the sub-area for people aged between 8 and 18. Including the TGR analysis of growth, the greatest level of potential future demand within the sub-area, with 7 match equivalents per week by 2036, is Youth 11 v 11. There is anticipated to be a total increase in demand of 6.5 match equivalents per week by 2036 for Youth 9 v 9 pitches and Mini 7 v 7 pitches.
- Assuming there is no change in pitch provision by 2036, the projected future balance of pitches demonstrates sufficient secured capacity to meet all pitch demand, with a reduced secured spare capacity of 60.5 match equivalents per week. Youth 11 v 11 supply is projected to be inadequate to meet Youth 11 v 11 demand; however, there is sufficient spare capacity in Adult 11 v 11 pitches to address the lack of capacity of Youth 11 v 11 pitches. Together, the supply and demand balance for 11 v 11 pitches is projected to be 20 match equivalents of secured spare capacity per week. Similarly, if all demand for mini soccer is modelled against the capacity of Mini 7 v 7 pitches, there is projected to be sufficient secured capacity, with 33.5 match equivalents of spare capacity per week.

THE WOLDS SUPPLY AND DEMAND

Table 3.14: Football Supply and Demand Balance for The Wolds

BALANCE PER PITCH TYPE	ADULT 11 v 11	YOUTH 11 v 11	YOUTH 9 v 9	MINI 7 v 7	MINI 5 v 5	TOTAL
SUPPLY – PITCH CAPACITY IN MATCH EQUIVALENTS PER WEEK FOR ALL PITCHES	3	0	0	0	0	3
DEMAND – IN MATCH EQUIVALENTS PER WEEK (FROM COMMUNITY TEAMS ONLY)	1.5	0.5	0	0	0	2
CURRENT BALANCE FOR ALL PITCHES – IN MATCH EQUIVALENTS PER WEEK	1.5	-0.5	0	0	0	1
CURRENT BALANCE FOR PITCHES SECURED FOR COMMUNITY USE ONLY – IN MATCH EQUIVALENTS PER WEEK	1.5	-0.5	0	0	0	1



BALANCE PER PITCH TYPE	ADULT 11 v 11	YOUTH 11 v 11	YOUTH 9 v 9	MINI 7 v 7	MINI 5 v 5	TOTAL
FUTURE ADDITIONAL LATENT DEMAND – IN MATCH EQUIVALENTS PER WEEK	0.5	0	0	0	0	0.5
FUTURE ADDITIONAL DEMAND (FROM TGR) – IN MATCH EQUIVALENTS PER WEEK	0	0	0	0	0	0
FUTURE BALANCE FOR ALL SECURED SITES – IN MATCH EQUIVALENTS PER WEEK (2036)	1.0	-0.5	0.0	0.0	0.0	0.5


3.68. Table 3.14 shows the balance of supply and demand for football across The Wolds sub-area:

- **The sub-area has the lowest level of supply in the Borough, with just 3 match equivalents of total capacity per week. All of this capacity is provided by Adult 11 v 11 pitches. As there is no change in the capacity balance between the overall supply and the secured supply, all pitches in the area can be considered securely available to the community.**
- **The sub-area also has the lowest level of demand of any of the sub-areas in the Borough, with just 2 match equivalents per week. The table shows that 1.5 of the 2 match equivalents of demand are for Adult 11 v 11 pitches, with a further 0.5 being for Youth 11 v 11 pitches. Due to the lack of Youth 11 v 11 capacity in the sub-area, all demand needs to be met by Adult 11 v 11 pitches. This leaves the current sub-area with 1 match equivalent of spare capacity to accommodate new demand.**
- **No additional teams are expected as a result of population growth in this area, but 1 Adult 11 v 11 team could be developed if latent demand in the sub-area were to be satisfied. This would increase demand by 0.5 (in match equivalents) in the sub-area.**
- **This additional demand would equate to the sub-area having a projected spare capacity of 0.5 match equivalents per week by 2036.**

PEAK DEMAND CAPACITY ANALYSIS

3.69. Using the Sport England 2013 guidance, in simple terms the PPS has identified an over-supply of football pitches across the study area. While this is valuable, it is even more important to understand the capacity of existing pitch provision at the periods of highest (peak) demand, what this looks like across the Borough, and specifically how capacity varies across the sub-areas.

3.70. Peak-time analysis is calculated differently from carrying capacity. Pitches of all quality ratings are considered to have just 0.5 match slots available at peak time per week. For example, if a site has 1 Adult 11 v 11 pitch and two adult teams using this site during the peak time slot (Saturday PM), then this site has no spare peak-time capacity (accounting for each team using the site once per fortnight to account for home and away fixtures). In a further example, if a site has 2 adult pitches and 3 adult teams using it at peak period, then this site would have 0.5 spare peak-time capacity. i.e. this site could accommodate 1 further team at peak time.




- 3.71. It should also be noted that rather than considering the total available secured capacity, as was the basis for the carrying capacity analysis, only sites that are currently being utilised by the community are considered as part of the supply. This is because clubs may be unaware of some sites' availability, may not be able to afford the rates being charged or simply do not want to use the provision (possibly due to its location or quality). Therefore, the peak-time demand analysis below only includes the sites that clubs have shown they are prepared to use, rather than including all sites that are theoretically securely available for community use but remain unused for whatever reason.
- 3.72. The analysis reflects the over-marking of pitches and the potential for further over-marking to increase peak time capacity. This produces significant spare peak time capacity on Mini pitches especially as it is possible to over-mark several of these onto a youth or adult sized pitch.
- 3.73. The following assumptions on peak times have been developed using data collected during the demand consultations with clubs and the Whole Game System FA report:
- **Adult peak demand is assumed to be Saturday PM;**
 - **All youth demand is assumed to be Sunday PM; and**
 - **All mini demand is assumed to be Sunday AM.**
- 3.74. A full methodology for calculating peak-time capacity is set out in Technical Appendix C: Site-by-Site Football Analysis.
- 3.75. Table 3.15 shows the total spare peak-time capacity of currently available and used pitch types by sub-area.

Table 3.15: Spare peak time capacity for football

AREA	ADULT 11 v 11	YOUTH 11 v 11	YOUTH 9 v 9	MINI 7 v 7	MINI 5 v 5
CHARNWOOD FOREST	4	8	8.5	21.5	36.5
LOUGHBOROUGH	No Capacity	1.5	0.5	20.5	34.5
RURAL SOUTH EAST	No Capacity	0.5	No Capacity	4.5	7
SHEPSHED–HATHERN	No Capacity	No Capacity	No Capacity	13.5	27
SOAR VALLEY	No Capacity	16.5	13.5	66.5	110
THE WOLDS	0.5	1.5	1.5	4	6
CHARNWOOD	4.5	28	24	130.5	221

- 3.76. Table 3.15 shows that in total there is some spare peak-time capacity for all typologies across the Borough as a whole and in most sub-areas. However, there are significant exceptions:
- **Only 2 out of the 6 sub-areas have spare peak-time capacity for Adult 11 v 11 pitches;**
 - **There is no spare peak-time capacity for Youth 9 v 9 pitches in the Rural South East or Shepshe–Hathern sub-areas; and**
 - **Shepshe–Hathern has no spare capacity at peak time for any football for any age group above U10s.**
- 3.77. It is likely that a new team wishing to play only on a site that is currently being used for football in the area at peak times may have to travel further afield, either to another sub-area or even out of the Borough, to find a free pitch.



MEETING FUTURE DEMAND

- 3.78. Table 3.15 highlights that the sites currently being used by community teams in some of the sub-areas are close to, or at capacity at peak times. Given the projected demand evidenced in Tables 3.8–3.14, certain sub-areas may be required to find new sites (the proposed pitches in the SUEs have potential to meet at least some of this demand) or increase the availability and security of existing sites to meet any additional demand.
- 3.79. Table 3.16 shows the result of a scenario whereby all newly generated demand would take place exclusively on new pitch provision. The table shows the number of new pitches that would be needed to meet the demand from all new teams generated after 2017. Table 3.16 also shows the initial capital cost of these pitches and their upkeep year-on-year. This table has been compiled using Sport England’s Playing Pitch New Development Calculator. For more information on the New Playing Pitch Development Calculator, see Appendix B.

Table 3.16: Cost of Meeting New Demand


PITCH TYPE	ADULT FOOTBALL	YOUTH FOOTBALL	MINI SOCCER	TOTAL PITCHES
NUMBER OF PITCHES	7*	8*	4	19
CAPITAL COST	£556,611	£497,999	£72,760	£1,127,369
UPKEEP PER ANNUM	£129,060	£114,923	£16,791	£260,774

*subject to rounding

- 3.80. Table 3.16 shows that if all newly generated demand were to be met exclusively by new facilities, Charnwood would require an investment of over £1.1 million in grass football pitches, with an estimated yearly maintenance cost of over £260,774. Given this level of need and consequent investment, the development of a new artificial grass pitch (AGP) could be one way of better addressing newly generated need.

ARTIFICIAL GRASS PITCHES (AGPs) FOR FOOTBALL

- 3.81. There are three surface types that fall into the category of Artificial Grass Pitches (AGPs); rubber crumb (3G), sand-based (filled or dressed) and water-based.
- 3.82. The FA considers high quality 3G pitches essential in promoting coach and player development across all age groups. These pitches can support intensive use and as such are valuable assets for both playing and training. Originally, these facilities were installed for community use and training; however, they are increasingly used for competition, which the FA wholly supports, providing the pitch has been appropriately tested and is on the FA 3G pitch register.
- 3.83. The FA’s long-term ambition is to provide every affiliated team in England with the opportunity to train once a week on a floodlit 3G surface together with priority access for Charter Standard Community clubs through a partnership agreement.
- 3.84. The FA has adopted the use of 3G pitches across all its competitions and incorporated this into the standard code of rules. This decision was taken due to the significant advances that have been made in the development of 3G Football Turf (FT) and the adoption of these surfaces by professional leagues throughout Europe and by both UEFA and FIFA for major competitions.
- 3.85. Competitive affiliated football can take place on 3G surfaces that have been tested to FA standards and are on the FA 3G Football Turf Pitch Register. All football training can take place on sand- and water-based surfaces but a 3G surface is preferred.



QUANTITY AND QUALITY OVERVIEW

- 3.86. Table 3.17 provides a list of all full-size (approx. 100m x 60m or bigger) AGPs in Charnwood, available for either training or competitive play. Small-sided AGPs are excluded from the study, because although important at local level as informal kick-about areas facilitating opportunities for physical activity, they are not of strategic importance for Sport England or the FA.
- 3.87. 14 full sized AGPs, 9 of which are available for community use and have 3G, sand-dressed, or sand-based surfaces have been identified in the study area. All of the facilities are floodlit and therefore can be used by the community at peak times throughout the winter. However, only 4 of the full-sized 3G pitches are FIFA- or FA-approved and therefore cleared for competitive use.
- 3.88. Table 3.17 (below) shows there are 6 full-sized, floodlit 3G AGPs in Charnwood. Five of these are securely available for community use (accessible either on a pay-and-play basis or through a community club).





Table 3.17: Strategic sized AGP facilities in Charnwood

SITE NAME	PITCH TYPE	SIZE (M)	AVAILABLE FOR PUBLIC USE	SECURITY OF USE	FLOODLIT	AGE OF SURFACE	PITCH SCORE
CHARNWOOD COLLEGE	3G (FA-Approved)	106 x 70	Available	Secured	Yes	2–5 years	Good
FARLEY WAY STADIUM*	3G (FA-Approved)	110 x 70	Available	Secured	Yes	<2 years	Good
LOUGHBOROUGH COLLEGE (THE RADMOOR CENTRE)	3G	100 x 60	Available	Secured	Yes	<2 years	Standard
LOUGHBOROUGH HIGH SCHOOL	Sand-Dressed	97 x 59	Available	Unsecured	Yes	2–5 years	Good
LOUGHBOROUGH UNIVERSITY	3G	100 x 60	Available	Unsecured	Yes	2–5 years	Standard
	3G (WR22-compliant)	120 x 70	Not available	Unsecured	Yes	2–5 years	Good
	Sand-Based	110 x 70	Not Available	Unsecured	Yes	>10 years	Standard
	3G (FIFA-Approved)	100 x 60	Not Available	Unsecured	Yes	2–5 years	Standard
RATCLIFFE COLLEGE	Sand-Dressed	100 x 62	Not Available	Unsecured	Yes	<2 years	Good
	Sand-Dressed	100 x 62	Not Available	Unsecured	Yes	>10 years	Standard
RAWLINS ACADEMY	3G	97 x 60	Available	Secured	Yes	5–10 years	Standard
SOAR VALLEY LEISURE CENTRE	Sand-Dressed	100 x 60	Available	Secured	Yes	>10 years	Standard
WELBECK DEFENCE SIXTH FORM COLLEGE	Sand-Filled	97 x 60	Available	Unsecured	Yes	>10 years	Standard
WREAKE VALLEY ACADEMY	3G (FIFA-Approved)	106 x 70	Available	Secured	Yes	<2 years	Good

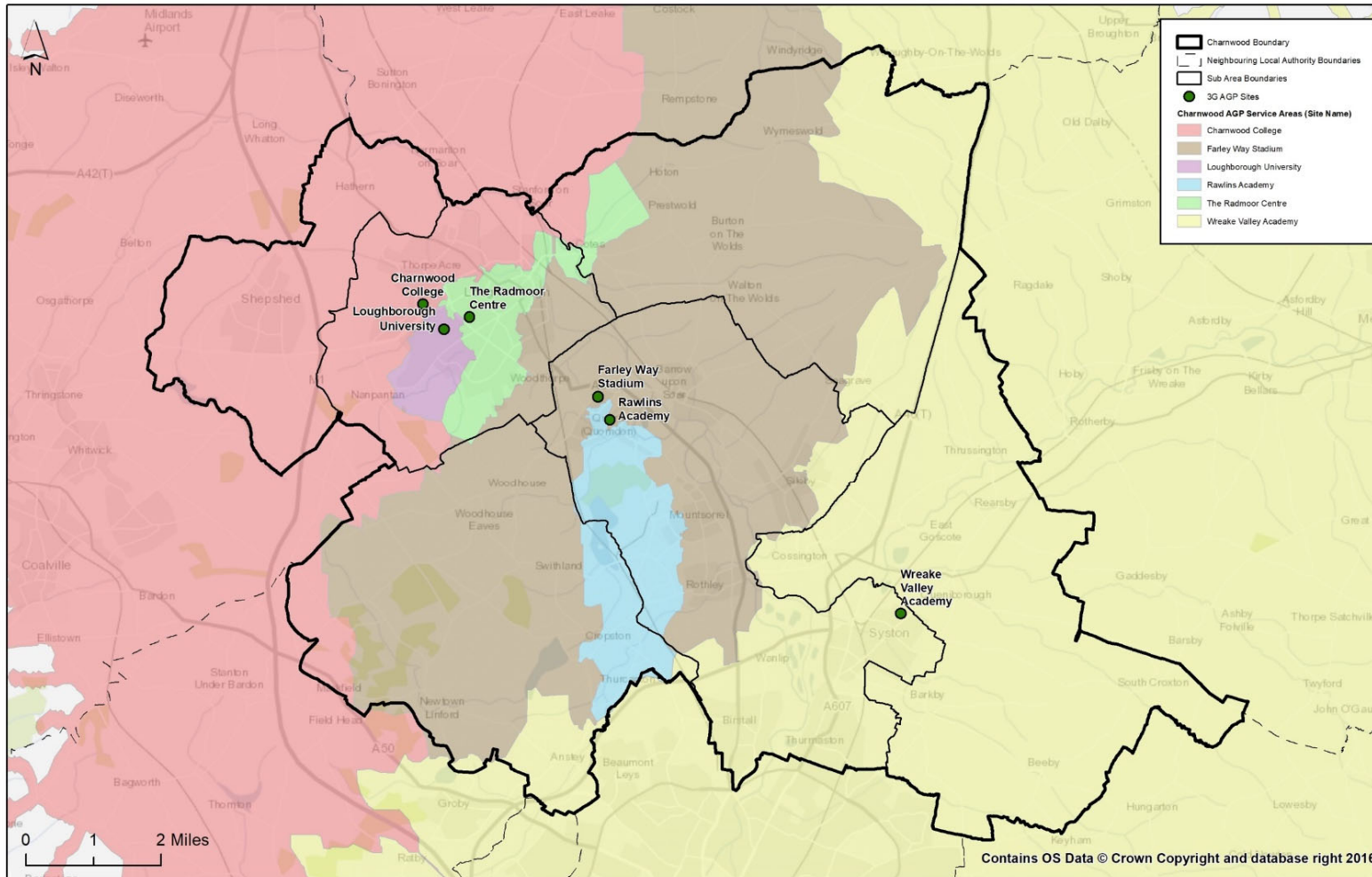
* There was discussion at Stage B of the PPS process as to whether this site should be classified as available for community use or not, and it was agreed that although the club principally have exclusive use of the pitch, community members can still join that club and therefore it should still be classed as available for community use – because it is used to meet demand from a community club.

3.89. Table 3.17 shows that 5 facilities have surfaces aged 10 years or more; these should be considered for refurbishment or replacement within the next 2–5 years.

3.90. Maps 3.2 and 3.3 show the location of the existing 3G AGP provision in Charnwood.




Map 3.2: Catchment areas of full-size 3G AGP provision in Charnwood (20-minute drive time)

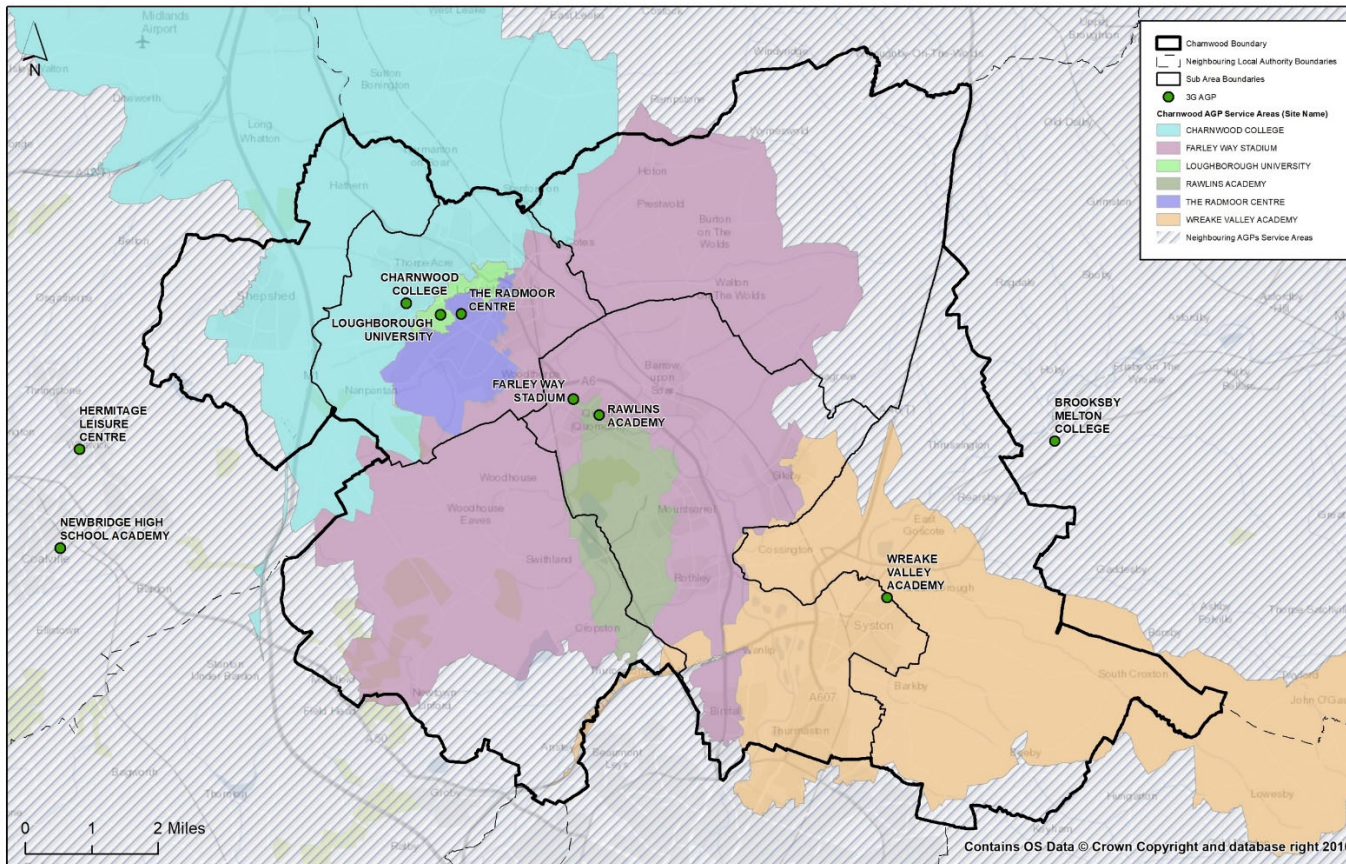


Full Size 3G AGP sites with community use service areas in Charnwood (up to 20-minute drive time)






Map 3.3: Catchment areas of full-size 3G AGPs in Charnwood and the surrounding areas (20-minute drive time)



Full Size 3G AGP sites with community use service areas in Charnwood and surrounding area (up to 20-minute drive time)



3.91. Maps 3.2 and 3.3 show all residents of Charnwood are within 20 minutes' drive of a full-sized, floodlit 3G AGP. For most residents, the closest AGP is within the Borough (indicated by a coloured catchment area). The only major area where residents find their closest facility is outside of the Borough (indicated by a grey crosshatch shaded area) is in the rural North East, where low levels of demand for football have been recorded.



CURRENT SUPPLY AND DEMAND BALANCE - ARTIFICIAL GRASS PITCHES


- 3.92. As part of the FA National Game Strategy, the Football Association has identified a strategic objective to ensure that all teams playing competitive football have access to a floodlit 3G AGP to train on at least once a week. To do this, FA calculations show that a full size 3G AGP (available for community use at peak times) is required for every 42 teams, which will accommodate the required training and match play slots, as well as providing suitable supply at peak times (weekday evenings and weekends).
- 3.93. Using the demand data for the Borough, 214 teams have been identified as playing within Charnwood. Using the FA's suggested ratio of 1:42, this demonstrates the need for 5.1 full sized 3G AGPs. There are currently 5 securely available 3Gs within the Borough, with a further facility based at the university. It is important to note, however, that of these securely available 3G pitches, only 3 are suitable to be used for competitive match play. Farley Way Stadium is managed by Quorn FC and therefore this facility only provides limited community use for training or match play.
- 3.94. Given the above, Charnwood has 5 3G AGPs securely available for community use, which is adequate to meet current demand. However, if Farley Way Stadium is discounted due to limited opportunities for other community clubs to utilise the pitch, then Charnwood could be considered to need one additional 3G AGP.

FUTURE SUPPLY AND DEMAND BALANCE – ARTIFICIAL GRASS PITCHES


- 3.95. To understand the projected level of demand for 3G AGPs in Charnwood up to 2036, the same ratio of provision (1:42) has been used, as well as factoring in the additional 33 teams identified in the TGR calculations.
- 3.96. Using these updated parameters, it is projected that there is a sufficient number of teams to equate to demand for 5.9 full-sized 3G AGPs. This figure should be rounded to 6.
- 3.97. This means that if the 3G facility at Loughborough University and the Farley Stadium pitch are discounted from the supply due to lack of community access, there will be an under-supply of 2 AGPs across the entire Borough by 2036.
- 3.98. It should be noted that through the development of SUEs in the Borough, there is likely to be the opportunity to negotiate developer contribution towards the installation of an AGP. The West of Loughborough SUE has an AGP proposed (106m x 70m, including 4 tennis courts).

MEETING CURRENT AND FUTURE DEMAND FOR 3G FACILITIES ACROSS CHARNWOOD

- 3.99. To meet the future demand for 3G pitches, there is a need to address the current shortfall. The solution is likely to be either a new facility or the resurfacing of existing sand-based pitches.
- 3.100. A key consideration when identifying potential sand-based pitches that could be resurfaced as a 3G pitches is to identify the current and future demands for hockey. Specifically, sand-based pitches should only be identified if they can be shown to be additional to the requirements of hockey. This is particularly important as all existing and securely available hockey pitches in the Borough are needed to meet both current and future demand. Soar Valley is a strategic site in terms of both Borough teams and those in neighbouring local authorities. It is also one of only two hockey sites in the Borough with secured community access for hockey. Given that the vast majority of community hockey in Charnwood is played on unsecured pitches with no legal security of use, it is recommended that Soar Valley be retained as a hockey pitch until formal security of access to Loughborough University and other hockey facilities can be agreed.



- 3.101. A key objective for the FA is to maximise the use of 3G pitches for competitive football match play. This will increase the quality of provision, reduce the number of cancellations and help to address future demand. Affordable pricing policy that includes match-based charges in line with grass pitches should be a consideration.
- 3.102. When selecting the sites that are appropriate for 3G AGP development, sites should have the following characteristics:
- **Be available for significant use by local community clubs;**
 - **Have good access and ancillary facilities to service the pitch(es);**
 - **Be financially sustainable;**
 - **Be able to be maximised for training and match play provision during peak time; and**
 - **Be well-positioned to deliver wider football development programmes, including coach education and a recreational football offer, using spare off-peak capacity for delivery.**
- 3.103. As the sub-area with the greatest level of demand and future demand (see Table 3.13), it is recommended that sites in Soar Valley be prioritised for a new 3G AGP.
- 3.104. A potential site for an additional 3G AGP is Cedars Academy. The Academy is located in Soar Valley and has long-standing approval for a full-size 3G AGP on the site. The most recent application from the Academy, however, is for a reduced-sized version. It is recommended that the Academy should be encouraged to consider a full-sized 3G AGP as this is understood to better meet the strategic needs of the Borough. This is for the following reasons:
- **The Borough is understood to have a shortfall of two full-sized 3G AGPs;**
 - **Full-sized 3G AGPs are key to enabling clubs and teams to train regularly at peak times during mid-week; and**
 - **3G AGPs are a key part of the FA's strategy for youth and mini football. Full-sized 3G AGPs enable for more matches to take place at peak-times at the facility.**
- 3.105. Other sites understood to have expressed interest in adding a full-sized 3G AGP include Humphrey Perkins High School (Soar Valley) and Loughborough Dynamo FC (Loughborough). All candidate sites should be assessed carefully with a full feasibility study.




FOOTBALL SUMMARY


- 3.106. This section summarises the findings from the football analysis, which forms the basis of the recommendations and action plan for Charnwood.
- 3.107. Table 3.18 includes the response to five key questions; these are asked for all PPS studies across the UK in order to provide a standardised illustration of supply and demand for sports provision.

Table 3.18: Key PPS findings for Football in Charnwood


KEY QUESTION	ANALYSIS
WHAT ARE THE MAIN CHARACTERISTICS OF THE CURRENT SUPPLY AND DEMAND FOR PROVISION?	<p>Supply</p> <p>The study captured 163 grass pitches across 59 sites within the Borough. These include 78 Adult 11 v 11 pitches, 17 Youth 11 v 11 pitches, 23 Youth 9 v 9 pitches, 38 Mini 7 v 7 pitches and 7 Mini 5 v 5 pitches.</p> <p>These pitches provide the Borough with a total capacity of 477 matches per week, including 194 Adult 11 v 11 matches, 28 Youth 11 v 11 matches, 61 Youth 9 v 9 matches, 176 Mini 7 v 7 matches and 18 Mini 5 v 5 matches.</p> <p>Most pitches (supply) are provided in 2 sub-areas: Loughborough and Soar Valley. Loughborough accounts for 150 match equivalents of capacity, equating to 31% of all pitch supply. Soar Valley provides 208 match equivalents, equating to 44% of all pitch supply.</p> <p>Demand</p> <p>The study identifies 214 teams playing in Charnwood, including 17 women's and girls' teams. Of the 214 teams, 81 are Adult 11 v 11 teams (including 5 women's teams), 50 are Youth 11 v 11 teams (including 7 girls' teams), 38 are Youth 9 v 9 teams (including 5 girls' teams), 35 are Mini 5 v 5 teams and 10 are Mini 5 v 5 teams.</p> <p>Demand for football in Charnwood is concentrated in two sub-areas: Soar Valley and Loughborough. Soar Valley has 125 teams playing within the sub-area (58% of total demand). Loughborough has 45 teams playing within the sub-area (21%). Charnwood Forest, Rural South East and Shepshed-Hathern have a relatively even distribution of the rest of demand with 15, 12 and 15 teams respectively. The Wolds sub-area has the lowest amount of demand, with just 2 teams recorded as playing there.</p> <p>The ratio of clubs to teams is 1:3.2, almost identical to the national average of 1:3.3.</p>
IS THERE ENOUGH ACCESSIBLE AND SECURED COMMUNITY USE PROVISION TO MEET CURRENT DEMAND?	<p>There is a varied picture in terms of the suitability of Charnwood's pitch supply to meet current demand.</p> <p>Carrying Capacity</p> <p>46% of all Charnwood's 477 match equivalents of pitch supply are considered to be securely available to the community. Securely available pitch capacity sufficiently meets current demand, with 115 match equivalents of securely available spare capacity per week.</p>




KEY QUESTION	ANALYSIS
<p>IS THERE ENOUGH ACCESSIBLE AND SECURED COMMUNITY USE PROVISION TO MEET CURRENT DEMAND?</p>	<p>Across the whole Borough, there is a deficit of capacity for Youth 11 v 11 (-11 match equivalents per week) and Mini 5 v 5 demand (-5 match equivalents per week).</p> <p>The FA considers the dimensions of Adult 11 v 11 pitches to be acceptable for use by Youth 11 v 11 teams, although this is not the ideal situation. Mini 5 v 5 pitches are easily marked out on other pitch types (although typically on Mini 7 v 7 pitches for convenience) and goals provided using temporary posts that can be assembled on site. If all Adult 11 v 11 and Youth 11 v 11 demand is modelled to be met by all 11 v 11 pitches, then there is sufficient capacity to meet all demand, with 52 match equivalents spare capacity per week. Similarly, if Mini 7 v 7 provision is modelled to meet the deficit of supply of Mini 5 v 5 pitches, then there can be said to be enough capacity to meet demand across all mini soccer pitches, with 51.5 match equivalents of spare capacity per week.</p> <p>Each sub-area also has its own supply and demand context.</p> <p>Charnwood Forest has a total supply of 47 match equivalents per week, of which, 15 are considered to be securely available for community use (32%). This sub-area is operating with just 1 spare match equivalent of secured capacity based on the combined supply and demand of Adult 11 v 11 and Youth 11 v 11 teams. Similarly, the sub-area has just 0.5 match equivalents of spare capacity for Youth 9 v 9 pitches, meaning it can accommodate just 1 additional team on this pitch type. There is enough Mini Soccer secured capacity to sufficiently meet all demand, with 6 match equivalents of spare capacity per week.</p> <p>Loughborough has a total supply of 150 match equivalents per week, of which 33 are securely available for community use (32%). The sub-area has a significant deficit of Youth 11 v 11 pitches (-7.5 match equivalents per week). However, when Adult 11 v 11 and Youth 11 v 11 supply and demand is combined, the sub-area has sufficient capacity to meet demand with 12.5 match equivalents of spare, secured community capacity every week. Youth 9 v 9 demand is also operating with a capacity deficit (-1 match capacity per week). The sub-area does not have any Mini 5 v 5 pitches. The sub-area is operating with just 1 spare match equivalent of secured Mini Soccer supply every week.</p> <p>The Rural South East sub-area has a total supply of 40 match equivalents per week, of which 10 are secured for community use (25%). There are no Youth 11 v 11 or Youth 9 v 9 pitches, meaning all youth demand must be met by adult provision. The combined supply and demand from Youth 11 v 11, Youth 9 v 9 and Adult 11 v 11 teams means the sub-area operates with 1 match equivalent of spare capacity secured for community use. There are no Mini 5 v 5 pitches or demand in the sub-area. Mini 7 v 7 is operating with 3.5 match equivalents of spare, secured capacity per week.</p> <p>Shepshed–Hathern has a total supply of 29 match equivalents per week, of which 11 are securely available for community use (38%). There is only 1 Youth 11 v 11 pitch in the sub-area and no Youth 9 v 9 pitches. Furthermore, none of the 16 mini soccer match equivalents are securely available for community use. This means all demand for youth and mini football is modelled against secured Adult 11 v 11 pitch supply. Under this scenario, the Adult 11 v 11 pitches are operating with 2.5 match equivalents of spare, secured capacity.</p>




KEY QUESTION	ANALYSIS
<p>IS THERE ENOUGH ACCESSIBLE AND SECURED COMMUNITY USE PROVISION TO MEET CURRENT DEMAND?</p>	<p>Soar Valley has the most pitches and team demand of all 6 sub-areas.</p> <p>Of the 208 match equivalents of total supply in the sub-area, 148 (62%) are securely available to the community for football use. The sub-area has an adequate secured supply to meet demand across all pitch types except for Mini 5 v 5 pitches (of which there are none). However, this demand (4 match equivalents per week) is adequately met by spare capacity in the Mini Soccer 7 v 7 pitch supply, leaving an operational spare capacity of 41.5 match equivalents per week.</p> <p>Youth 11 v 11 demand is also operating close to the capacity limit, with just 1.5 securely available spare match equivalents per week.</p> <p>The Wolds has a total supply of 3 match equivalents per week, all of which is securely available. The only pitches in the sub-area are Adult 11 v 11 pitches, which accommodate all 2 match equivalents of demand in the sub-area. This leaves the sub-area with a spare capacity of 1 securely available match equivalent per week.</p> <p>Peak-Time Capacity</p> <p>Across the entire Borough there is spare capacity at peak time for all pitch types, especially on sites being used for mini soccer demand via over-marked pitches. The use of over-marked pitches helps to increase peak-time carrying capacity considerably and ensure there is sufficient spare peak-time capacity for mini soccer across each of the 6 sub-areas.</p> <p>The Adult 11 v 11 football peak-time capacity analysis highlights a very different picture to that of the 63 securely available match equivalents of spare carrying capacity. Adult 11 v 11 peak time is considered to be Saturday afternoons. Four of the 6 sub-areas are at capacity at peak time for Adult 11 v 11 demand in Charnwood. Only Charnwood Forest (with 4 peak time slots available) and The Wolds (with 0.5 peak time slots available) have any recorded spare peak-time capacity.</p> <p>The situation is better for spare peak-time capacity for Youth pitches. Across the borough there are 28 match slots available for Youth 11 v 11 teams, and 24 available for Youth 9 v 9 teams. Spare peak-time demand varies significantly across each sub-area. Shephed–Hathern, for example, has no spare peak-time capacity for any adult or youth demand. This means any new teams forming within this sub-area will have to play outside of the sub-area should they wish to play at peak time. Similarly, Rural South East has no spare peak-time capacity for new Adult 11 v 11 or Youth 9 v 9 teams and has just 1 match slot for Youth 11 v 11 teams. Loughborough is in a similar situation as the sub-area is at capacity for Adult 11 v 11 pitches and has just 1.5 match slots available for Youth 11 v 11 demand and 0.5 match slot available for Youth 9 v 9 teams.</p> <p>Soar Valley, the area with the most supply and demand for pitches, has no spare match slots for Adult 11 v 11 pitches but has 16.5 match slots for Youth 11 v 11 and 13.5 match slots for Youth 9 v 9 pitches.</p> <p>Taking the carrying capacity and peak-time capacity analysis together, there is a mixed picture regarding the overall adequacy of supply to meet demand. Essentially, there is sufficient carrying capacity to meet demand for most pitch types in most sub-areas (even with some Youth 11 v 11 demand being played on Adult 11 v 11 pitches).</p>




KEY QUESTION	ANALYSIS
<p>IS THERE ENOUGH ACCESSIBLE AND SECURED COMMUNITY USE PROVISION TO MEET CURRENT DEMAND?</p>	<p>However, where demand is concentrated, in Loughborough and Soar Valley, there is no spare capacity to meet peak-time demand (on Saturday afternoons) and in Loughborough, there is also limited availability for Youth 11 v 11 or 9 v 9 pitches.</p> <p>Therefore, the priorities for the future are addressing peak-time capacity for Adult 11 v 11 pitches and ensuring that where there is sufficient securely available carrying capacity, Adult 11 v 11 pitches can be used flexibly to adequately meet Youth 11 v 11 and 9 v 9 demand.</p> <p>Full-sized, floodlit 3G AGP Availability</p> <p>There are 14 full-sized floodlit AGPs in the Borough, 9 of which are available to the community and 5 of which are available to the community on a secured basis. This level of provision means that Charnwood meets the required supply ratio of 1 pitch to every 42 teams when rounded to the nearest pitch (Charnwood has a requirement for 5.1 pitches on this basis). However, Farley Way Stadium is managed by Quorn FC, and so there is limited access to this pitch. As a result of this limited availability, Charnwood could currently be considered to be 1 pitch under capacity. It should be noted however, that whilst there is no security of tenure on the site, Loughborough University does offer slots to be booked by clubs on one of its 3G pitches. The University stated that whilst it has no intention of offering long-term security for community use of its facilities, there are no plans to make this facility unavailable to the community at present. There is a need for 1 AGP to meet future demand</p>
<p>IS THE PROVISION THAT IS ACCESSIBLE OF SUFFICIENT QUALITY AND APPROPRIATELY MAINTAINED?</p>	<p>The overall quality of the pitches can be described as fair, with only 24 (15%) pitches rated as poor as part of the site assessment and 68 (42%) rated as good.</p> <p>Parish councils own and manage the greatest proportion of pitches in the borough, owning 17 of the 59 sites and managing 16 of them. Parish council pitches typically have high levels of secured community use for football, however, these organisations generally deliver a lower level of pitch maintenance than is advised.</p> <p>Academies 'own' and operate 14 sites. Academies are typically associated with poor levels of security of tenure for community football due to their preference to retain control of their facilities, even in the short term.</p> <p>Sports clubs own 6 sites but undertake the management of 11 sites. Sports clubs are associated with good levels of security of tenure. It is typically beneficial to have sports clubs undertaking the management and maintenance of their pitches/sites. This is because there is usually a high level of pride in the facility and a strong volunteer workforce to deliver regular maintenance.</p> <p>Charnwood Borough Council owns five sites but manages one. All of Charnwood Borough Council-owned pitches are rated as standard, with a comprehensive maintenance package that is being regularly delivered. Whilst the quality of the pitches is relatively sound, users of the sites have reported the condition of ancillary facilities as relatively poor.</p> <p>Ensuring these issues are addressed as part of the PPS is a key consideration in the future.</p>



KEY QUESTION	ANALYSIS
<p>WHAT ARE THE MAIN CHARACTERISTICS OF THE FUTURE SUPPLY AND DEMAND FOR PROVISION?</p>	<p>Future demand for the sub-area pitches is determined from two sources; the TGR analysis and reported latent demand by clubs.</p> <p>Team Generation Rates</p> <p>The TGR analysis uses the current population and the number of teams generated by each gender and age group to produce a Team Generation Rate (TGR) for each team classification.</p> <p>The TGR is applied to the future population, for which this study utilises ONS SNPP figures. The number of teams produced by the TGR is allocated based on the current distribution of teams in a sub-area (e.g. if a sub-area has 50% of the current demand for an age-gender group, then 50% of the demand identified by the TGR will also be applied to this sub-area for that age-gender group).</p> <p>Although this analysis does not account for significant changes in the population distribution of the borough from major housing developments, it does facilitate modelling to identify how well currently successful clubs (clubs that are proven to be attractive to join due to high numbers of teams) may cope with a further influx of players based on the current distribution of demand. It is also considered to be a robust model in the absence of adequate future population data from housing developments.</p> <p>The TGR analysis projects that 33 teams will be generated by the increase in population between 2017 and 2036. Ten of these teams will be Adult 11 v 11 teams, 11 will be Youth 11 v 11 teams, 8 will be Youth 9 v 9 teams and 4 will be mini soccer teams.</p> <p>As discussed above, around 80% of this future demand will occur in clubs playing in either the Soar Valley or Loughborough sub-areas.</p> <p>Latent Demand</p> <p>As part of the research underpinning the PPS strategy, clubs are asked how many additional teams they believe they will have in the next 3 years (or would be able to have if barriers to realising additional teams were removed).</p> <p>The survey responses show that there is significant latent demand for more teams in Charnwood. The responses indicated a total of 49 new teams could be fielded in the Borough within the next 3 years if all barriers to achieving this were removed. Latent demand is broken down by team as follows: 5 Adult 11 v 11 teams, 10 Youth 11 v 11 teams, 11 Youth 9 v 9 teams, 19 Mini 7 v 7 teams and 4 Mini 5 v 5 teams.</p> <p>Unlike the TGR analysis, latent demand is attributed directly to the sub-area in which the responding club is based.</p>



KEY QUESTION	ANALYSIS
<p>WHAT ARE THE MAIN CHARACTERISTICS OF THE FUTURE SUPPLY AND DEMAND FOR PROVISION?</p>	<p>Clubs from Soar Valley reported having the highest level of latent demand, with 33 potential teams not formed, including 4 Adult 11 v 11 teams, 8 Youth 11 v 11, 8 Youth 9 v 9, 11 Mini 7 v 7 teams and 2 Mini 5 v 5 teams. This represents 67% of all reported latent demand. Loughborough is the sub-area with the next highest latent demand figure. There is latent demand for 9 teams including 1 Youth 11 v 11 team, 1 Youth 9 v 9 team, 5 Mini 7 v 7 teams and 2 Mini 5 v 5 teams. Together Loughborough and Soar Valley represent 86% of all latent demand reported in the Borough.</p> <p>The principle reasons given for the level of latent demand is a lack of coaches and volunteers coupled with a lack of pitch capacity (or awareness of available pitch capacity).</p> <p>TGR and Latent Demand Combined Projections</p> <p>When considered together, the future modelling analysis identifies a potential growth of 82 teams in the Borough by 2036. This includes 15 Adult 11 v 11 teams, 23 Youth 11 v 11 teams, 17 Youth 9 v 9 teams, 21 Mini 7 v 7 teams and 4 Mini 5 v 5 teams.</p> <p>The most significant growth in team demand is projected to take place in the Soar Valley and Loughborough sub-areas. This is due to the current distribution of teams playing in those sub-areas, and also to the high level of latent demand reported by clubs playing there.</p> <p>Combined, the future demand analysis projects 53 new teams in the Soar Valley sub-area. This includes 33 teams identified as latent demand. In total, the sub-area is projected to increase by 9 Adult 11 v 11 teams, 14 Youth 11 v 11 teams, 13 Youth 9 v 9 teams, 13 Mini 7 v 7 teams and 4 Min 5 v 5 teams.</p> <p>Loughborough is projected to have 18 new teams by 2036, including 9 through fulfilment of latent demand. The detail of these teams is as follows: 2 Adult 11 v 11 teams, 5 Youth 11 v 11 teams, 2 Youth 9 v 9 teams, 7 Mini 7 v 7 teams and 2 Mini 5 v 5 teams.</p>
<p>IS THERE ENOUGH ACCESSIBLE AND SECURED COMMUNITY USE PROVISION TO MEET FUTURE DEMAND?</p>	<p>There is a variable picture across the borough in relation to both the current level of securely accessible capacity in the borough, and the ability of the borough to meet future demand.</p> <p>There is enough securely available carrying capacity within the borough's current pitch stock to meet new demand whilst retaining spare capacity. At a sub-area level, all sub-areas have sufficient secured spare carrying capacity within the current pitch stock to meet future demand, provided larger pitches are used to meet demand for smaller pitch types via over-marking.</p> <p>However, it is the ability to meet future demand at peak time based on the currently utilised pitch stock that is the key issue, and in which instance existing pitch supply is unable to meet all future demand for some types of play. Across the borough, there is a projected future demand from 15 additional Adult 11 v 11 teams. The currently utilised pitch stock has a spare peak time capacity of 4.5, meaning it can only accommodate a maximum of 9 additional teams at peak time. If there is no change in the level of pitch provision, 6 of the teams projected to be generated by 2036 will have to play outside of the borough, should they wish to play at peak time.</p>




KEY QUESTION	ANALYSIS
<p>IS THERE ENOUGH ACCESSIBLE AND SECURED COMMUNITY USE PROVISION TO MEET FUTURE DEMAND?</p>	<p>However, if new pitches are provided, e.g. in the SUEs, teams may be able to play at peak time in the Borough. Together, the Loughborough and Soar Valley sub-areas are projected to generate 11 of the 15 additional 11 v 11 teams. There is no spare peak-time capacity in either sub-area to meet future demand based on the currently utilised pitch stock. This means teams will have to go to new venues (many of which are likely to be securely available, but unlikely to be desirable to use – otherwise they would be in use).</p> <p>When the borough is taken as a whole, there is sufficient spare peak time capacity to meet future demand for both Youth 11 v 11 and Youth 9 v 9 pitches.</p> <p>However, 5 Youth 11 v 11 teams and 2 Youth 9 v 9 teams are projected to form in Loughborough during this period. Given the peak-time capacity of the currently utilised pitch stock in Loughborough, the sub-area could only meet demand for 3 of the new 5 Youth 11 v 11 teams, meaning the remaining 2 teams would have to be displaced to another sub-area. As there are only 0.5 match slots available for Youth 9 v 9 teams at peak time in Loughborough, there is insufficient spare peak-time capacity in the currently utilised pitch stock to meet the demands of the projected additional 2 teams by 2036, unless a further 0.5 Youth 9 v 9 match slot could be made available within the sub-area.</p>

- 3.108. Table 3.19 summarises the key findings for football and identifies the parts of the analysis that should be considered by the PPS steering group moving forward.
- 3.109. To develop this further, Table 3.19 below provides overarching recommendations for football in Charnwood. These are cross-referenced to the strategy and action plan section of the PPS.

Table 3.19: Recommendations for Football in Charnwood

FOOTBALL RECOMMENDATIONS
<p>This response highlights identified key themes and provides overarching recommendations that should be addressed by the specific recommendations for each site which are set out in Appendix C: Site-by-Site Analysis Football and in the action plan at the end of this PPS report.</p> <p>To meet current demand:</p> <p>Recommendation F1: All facilities identified in the site-by-site analysis (Appendix C: Site-by-Site Analysis Football) should be protected as ‘Playing Fields’ in the Local Plan, unless otherwise stated.</p> <p><u>Justification:</u> The site-by-site analysis in Appendix C sets out the reasons for the protection of each site. More generally, protecting playing fields and playing pitch sites is seen as essential to providing residents with the opportunity to exercise and participate in sport and physical activity. This protection enhances the ability of Sport England and Charnwood Borough Council to protect facilities from urban development where possible. It also helps to ensure that these sites are adequately and appropriately replaced should they be lost to regular football use through development.</p> <p>Recommendation F2: Sites that currently have facilities rated as being ‘Poor’-quality should be upgraded (the specific recommendations for each site are included in Appendix C: Facilities Site-By-Site Analysis Football, as well as Table 15.2 of the main report).</p>




FOOTBALL RECOMMENDATIONS

Recommendation F2- Sites needing Improvement as facilities are poor-quality

SITE	SUB-AREA AND LOCATION	AVAILABLE FOR SECURED COMMUNITY USE?	FACILITY FOR IMPROVEMENT		
			PITCH(ES)	CHANGING FACILITIES	OTHER
BURTON LANE RECREATION GROUND	THE WOLDS – Burton Lane, Wymeswold, Loughborough, LE12 6UN	Y	Y		
DE LISLE COLLEGE	LOUGHBOROUGH – Thorpe Hill, Loughborough, LE11 4SQ	N	Y		
DERBY ROAD SPORTS GROUND	LOUGHBOROUGH – Cotton Way, Loughborough, LE11 5FJ	Y		Y	
THE CEDARS ACADEMY (PITCHES)	SOAR VALLEY – Wanlip Lane, Birstall, Leicester LE4 4GH	N	Y		
THE MARTIN HIGH SCHOOL (PITCHES)	CHARNWOD – Link Road, Anstey, Leicester, LE7 7EB	N	Y		
TOWLES FIELDS	THE WOLDS – Burton-on-the-Wolds LE12 5TD	Y			Goal - posts
WOODBROOK VALE HIGH SCHOOL	LOUGHBOROUGH – Grasmere Road, Loughborough, LE11 2ST	N			Goal - posts

The following sites are recommended for improvement because they are currently being overplayed and require additional maintenance to ensure they remain in an adequate condition for use throughout the season (the specific recommendations for each site are included in Appendix C: Facilities Site-By-Site Analysis Football, as well as Table 15.2).



FOOTBALL RECOMMENDATIONS

Recommendation F2: Sites needing improvement due to being overplayed


SITE	SUB-AREA AND LOCATION	AVAILABLE FOR SECURED COMMUNITY USE?	PITCH IMPROVEMENTS NEEDED
IVESHEAD SCHOOL	SHEPSHED-HATHERN – Forest Street, LOUGHBOROUGH – Shepshed, Loughborough, LE12 9DB	N	Improved maintenance on adult and youth 11 v 11 pitches)
JUBILEE PLAYING FIELDS	RURAL SOUTH EAST – 56 Long Furrow, East Goscote, Leicester, LE7 3ZL	Y	Improved maintenance on adult pitches
MEMORIAL RECREATION GROUND	SOAR VALLEY – Leicester Road, Mountsorrel, Loughborough, LE12 7DB	Y	Increase the number of pitches on site
RAWLINS ACADEMY	SOAR VALLEY – Loughborough Road, Quorn, Loughborough, LE12 8DY	Y	Re-configuration of pitches

Justification: Existing poor-quality pitches which affect available capacity; existing pitches that are being overplayed and require specialist maintenance to ensure their capacity is retained.

Recommendation F3: It is recommended that the Leicestershire and Rutland Football Association (LRFA) and the Football Foundation (FF) support clubs in having access to appropriately sized, portable goals on their home grounds, and that these can be securely stored to prevent damage from anti-social behaviour. Upgrading sites to better tackle antisocial behaviour may require additional planning permission in order to provide adequate secure storage. This measure will also increase flexibility within the pitch stock and allowing adjustment to fluctuating demand across pitch types.

Justification: Many teams are using larger pitch types to meet their demand. This is either through over-marking (in the case of Mini 7 v 7 pitches being used for Mini 5 v 5 matches) or use of pitches that are not ideally suited for the demand (as in the case of Youth 11 v 11 matches being played on Adult 11 v 11 pitches). There is considered to be enough carrying capacity in the current pitch stock to meet demand on secured sites so there is only limited need for youth or mini teams to be located away from their preferred site.

Specific recommendations for sites requiring investment in mobile goal posts are set out in Appendix C: Facilities Site-By-Site Analysis Football, as well as Table 15.2 of the main report.




FOOTBALL RECOMMENDATIONS

Recommendation F3: Sites needing portable goals

SITE	SUB-AREA	AVAILABLE FOR SECURED COMMUNITY USE?	MOBILE GOALS REQUIRED
CHARNWOOD COLLEGE	LOUGHBOROUGH – Thorpe Hill, Loughborough, LE11 4SQ	N	Portable Youth 11 v 11 goals are required – the number of goals required should be determined by the College and resident clubs
FOWKES STREET PARK	SOAR VALLEY – Fowke Street, Rothley, Leicester, LE7 7PJ	Y	A minimum of 1 set of portable Youth 9 v 9 goals should be added to the site
IVESHEAD SCHOOL	SHEPSHED–HATHERN – Forest Street, Loughborough, LE12 9DB	N	A minimum of 1 set of portable Youth 9 v 9 goals should be added to the site
JUBILEE PLAYING FIELDS	RURAL SOUTH EAST – 56 Long Furrow, East Goscote, Leicester, LE7 3ZL	Y	A minimum of 1 set of portable Adult, Youth 11 v 11 and Youth 9 v 9 goals should be added to the site
RAWLINS ACADEMY	SOAR VALLEY – Loughborough Road, Quorn, Loughborough, LE12 8DY	Y	A minimum of 1 set of portable Youth 11 v 11 goals should be added to the site
ROTHLEY SPORT AND SOCIAL CLUB	SOAR VALLEY – Loughborough Road, Rothley, Loughborough, LE7 7NL	Y	A minimum of 1 set of portable Youth 11 v 11 goals should be added to the site

Recommendation F4: It is recommended that the Leicestershire and Rutland Football Association (LRFA) engages with clubs identified as playing on home grounds where there is no further capacity at peak time, to make them aware of alternative sites that are available for use in their neighbourhood and increase access to available pitches at peak time. This is especially pertinent to demand for Adult 11 v 11 pitches; clubs need to be better informed of alternative pitch availability and capacity so that they can remain in the borough to play peak-time matches. The table below shows the teams playing at sites where there is no space capacity is specific pitch types; these are the clubs that need to be made aware of sites where there is spare capacity.




FOOTBALL RECOMMENDATIONS

Sites with spare peak-time capacity can be found in the site-by-site table in Appendix C: Facilities Site-By-Site Analysis Football of this report.


Justification: The analysis shows that there is enough capacity within the current pitch stock to meet demand, but that much of this supply is not available, or not being used due to unsuitability or a lack of awareness of the site being available for use. Below is a list of each of the clubs, arranged by 'home' sub-area, currently occupying sites with no spare capacity for adult, youth and or mini football.

Recommendation 4: Sites with no spare capacity (football)


SUB-AREA	CLUB	HOME GROUND (WITH NO SPARE CAPACITY)	OWNERSHIP OF HOME GROUND AND AVAILABILITY OF COMMUNITY USE	SPARE CAPACITY		
				ADULT	YOUTH	MINI
CHARNWOD FOREST	Anstey Nomad FC	Anstey Nomad FC – Cropston Road, Anstey, LE7 7BP	CLUB; Secured	X		
CHARNWOD FOREST	Anstey Swifts FC	The Martin High School, Link Road, Anstey, Leicester, LE7 7EB	EDUCATION; Unsecured		X	
CHARNWOD FOREST	The Sports Bar Anstey Swifts	Anstey Nomad FC – Cropston Road, Anstey, LE7 7BP	CLUB; Secured	X		
CHARNWOD FOREST	Woodhouse Imperial	King George's Field – Woodhouse Eaves, LE12 8RZ	PARISH; Secured	X		
LOUGHBOROUGH	Loughborough Dynamo FC	Loughborough Dynamo FC – Watermead Lane, LE11 3TN	CLUB; Secured	X		



FOOTBALL RECOMMENDATIONS						
SUB-AREA	CLUB	HOME GROUND (WITH NO SPARE CAPACITY)	OWNERSHIP OF HOME GROUND AND AVAILABILITY OF COMMUNITY USE	SPARE CAPACITY		
				ADULT	YOUTH	MINI
LOUGHBOROUGH	Falcons FC Loughborough Emmanuel Youth FC for ages U8, U11, U13, U14 and U18.	Loughborough – Watermead Lane, Loughborough, LE11 3TN	TOWN; Secured			X
LOUGHBOROUGH	Loughborough Foxes	Grasmere Road, Loughborough, LE11 2ST	EDUCATION; Unsecured		X	
RURAL SOUTH EAST	East Goscote Juniors FC	Jubilee Playing Fields – 56 Long Furrow, East Goscote, Leicester, LE7 3ZL	PARISH; Secured		X	
RURAL SOUTH EAST	East Goscote United	Jubilee Playing Fields – 56 Long Furrow, East Goscote, Leicester, LE7 3ZL	PARISH; Secured		X	
SHEPshed-HATHERN	AFC Sporting Charnwood	Iveshead School – Forest Street, Loughborough, LE12 9DB	EDUCATION; Unsecured	X	X	
SHEPshed-HATHERN	Shepshed Dynamo FC	The Dovecote Stadium – Butt Hole Lane, Shepshed, Loughborough, LE12 9BN	CLUB; Secured	X		
SHEPshed-HATHERN	Shepshed Dynamo Youth FC	Iveshead School – Forest Street, Loughborough, LE12 9DB	EDUCATION; Unsecured	X	X	




FOOTBALL RECOMMENDATIONS						
SUB-AREA	CLUB	HOME GROUND (WITH NO SPARE CAPACITY)	OWNERSHIP OF HOME GROUND AND AVAILABILITY OF COMMUNITY USE	SPARE CAPACITY		
				ADULT	YOUTH	MINI
SOAR VALLEY	Birstall Juniors FC	Meadow Lane Site 2 – Meadow Lane, Birstall, Leicester, LE4 4FN	PARISH; Secured		X	
SOAR VALLEY	Birstall United FC	Meadow Lane Site 3 (Birstall United FC Stadium) – Meadow Lane, Birstall, Leicester, LE4 4FN	CLUB; Secured	X		
SOAR VALLEY	CSKA Carnabys	Rawlins Academy – Loughborough Road, Quorn, Loughborough, LE12 8DY	EDUCATION; Secured	X		
SOAR VALLEY	Hathern FC	Pasture Lane, Hathern, Loughborough, LE12 5LJ	PARISH; Secured	X		
SOAR VALLEY	Mountsorrel Amateurs	Memorial Recreation Ground – Leicester Road, Mountsorrel, Loughborough, LE12 7DB	PARISH; Secured	X	X	
SOAR VALLEY	Mountsorrel FC	Rawlins Academy – Loughborough Road, Quorn, Loughborough, LE12 8DY	EDUCATION; Secured	X		
SOAR VALLEY	Quorn FC	Farley Way, Quorn, Loughborough, LE12 8PE	CLUB; Secured use of AGP	X		



FOOTBALL RECOMMENDATIONS

SUB-AREA	CLUB	HOME GROUND (WITH NO SPARE CAPACITY)	OWNERSHIP OF HOME GROUND AND AVAILABILITY OF COMMUNITY USE	SPARE CAPACITY		
				ADULT	YOUTH	MINI
SOAR VALLEY	Syston Brookside FC and Kirkland for Adult 11 v 11 football. Syston Town Juniors for ages U9–U18	Necton Street, Syston, Leicester, LE7 1HF	PARISH; Secured		X	
SOAR VALLEY	Quorn Juniors FC	Rawlins Academy- Loughborough Rd, Quorn, Loughborough, LE12 8DY	EDUCATION; Secured	X		
SOAR VALLEY	Quorn Royals 2008	Rawlins Academy – Loughborough Road, Quorn, Loughborough, LE12 8DY	EDUCATION; Secured	X		
SOAR VALLEY	Rothley Imps Junior U13s and U15s	Loughborough Road, Rothley, Loughborough, LE7 7NL	CLUB; Secured		X	
SOAR VALLEY	Sileby Juniors FC	Memorial Park - Seagrave Road, Sileby, Loughborough, LE12 7TP	PARISH; Secured		X	
SOAR VALLEY	Sileby Town FC	Sileby Town FC – 25 Southfield Avenue, Loughborough, LE12 7WN	CLUB; Secured	X		
THE WOLDS	Burton FC	Towles Field – Burton-on-the-Wolds, LE12 5TD	PARISH; Secured	X		
THE WOLDS	Loughborough Emmanuel FC	Towles Field – Burton-on-the-Wolds, LE12 5TD	PARISH; Secured	X		

N.B. It is the sites in the above table that have no spare capacity, so the clubs playing on them need to be aware of other pitches that they may be able to use.




FOOTBALL RECOMMENDATIONS

Recommendation F5: Where sites have been identified as suffering from a lack of pitch capacity and/or poor quality, drainage or a lack of maintenance, the Leicestershire and Rutland Football Association (LRFA) should work with site managers to ensure sufficient maintenance procedures are being undertaken.

The LRFA should also work to ensure these procedures are being delivered by people with sufficient knowledge to produce an adequate playing surface. It is further recommended the LRFA works with site managers to identify potential ways of financing enhanced pitch maintenance procedures, where appropriate. This activity should be focused on sites that attract the most demand for football.

Unless otherwise stated, the primary intervention is recommended to be an improvement to the pitches' maintenance regime.

SITE	SUB-AREA AND LOCATION	AVAILABLE FOR SECURED COMMUNITY USE	INTERVENTIONS NEEDED TO ADDRESS POOR DRAINAGE
BURTON LANE RECREATION GROUND	THE WOLDS – Burton Lane, Wymeswold, Loughborough, LE12 6UN	Y	Y
FOWKES STREET PARK	SOAR VALLEY – Fowke Street, Rothley, Leicester, LE7 7PJ	Y	Y
IVESHEAD SCHOOL	SHEPSHED–HATHERN – Forest Street, Loughborough, LE12 9DB	N	Y
JUBILEE PLAYING FIELDS	RURAL SOUTH EAST – 56, Long Furrow, East Goscote, Leicester, LE7 3ZL	Y	Y
KING GEORGE'S FIELD	CHARNWOOD FOREST – Main Street, Woodhouse Eaves, Loughborough, LE12 8RZ	Y	Y
LITTLE HAW LANE PLAYING FIELDS	SHEPSHED– HATHERN – Little Haw Lane, Shepshed, Loughborough, LE12 9LN	Y	Y
MEADOW LANE (SITE 2)	SOAR VALLEY – Meadow Lane, Birstall, Leicester, LE4 4FN	Y	Y




FOOTBALL RECOMMENDATIONS

SITE	SUB-AREA AND LOCATION	AVAILABLE FOR SECURED COMMUNITY USE	INTERVENTIONS NEEDED TO ADDRESS POOR DRAINAGE
MEMORIAL PARK	SOAR VALLEY – Seagrave Road, Sileby, Loughborough, LE12 7TP	Y	Y
NANPANTAN SPORTS GROUND	LOUGHBOROUGH – Watermead Lane, Loughborough, LE11 3TN	Y	Y
THE MARTIN HIGH SCHOOL	CHARNWOOD FOREST– Link Road, Anstey, Leicester, LE7 7EB	N	Y
TOWLES FIELD	THE WOLDS – Burton-on-the-Wolds, LE12 5TD	Y	Y
WOODBROOK VALE HIGH SCHOOL	LOUGHBOROUGH – Grasmere Road, Loughborough, LE11 2ST	N	Y
WREAKE VALLEY ACADEMY	SOAR VALLEY – Syston, Soar Valley, LE7 1LY	N	Y


Justification: Many sites are reported as having poor drainage. This results in numerous match cancellations and damage to the pitches during the winter. This in turn decreases the quality of the pitches for later in the season. These two factors – poor-quality facilities and match cancellations – are identified as two of the most significant frustrations amongst football participants and parents. It is therefore vital to address this issue.

Recommendation F6: It is recommended that Leicestershire and Rutland Football Association (LRFA) works with clubs and site managers to improve the quality of ancillary provision in the borough. This is especially pertinent to working with Charnwood Borough Council and the town/parish councils, depending on the ownership of a specific pitch, where the quality of the ancillary facilities is consistently regarded as being in a poor condition, often due to antisocial behaviour on site.

Justification: Throughout the borough, many sites are considered to have ancillary facilities that are in an inadequate condition. This is reported by both the club consultations and site visits.



FOOTBALL RECOMMENDATIONS			
Summary of sites requiring improvements to changing rooms			
SITE	SUB-AREA AND LOCATION	AVAILABLE FOR SECURED COMMUNITY USE	CHANGING ROOM IMPROVEMENTS NEEDED
DERBY ROAD SPORTS GROUND	LOUGHBOROUGH – Loughborough Cotton Way, Loughborough, LE11 5FJ	Y	Y
KING GEORGE'S FIELD	CHARNWOOD FOREST – Main Street, Woodhouse Eaves, Loughborough, LE12 8RZ	Y	Y
LODGE FARM SPORTS GROUND	LOUGHBOROUGH – Oakley Drive, Loughborough, LE11 3LF	Y	Y
LOUGHBOROUGH DYNAMO FC	LOUGHBOROUGH – Watermead Lane, LE11 3TN	Y	Y
MEADOW LANE (SITE 2)	SOAR VALLEY – Meadow Lane, Birstall, Leicester, LE4 4FN	Y	Y
MEMORIAL RECREATION GROUND	SOAR VALLEY – Leicester Road, Mountsorrel, Loughborough, LE12 7DB	Y	Y
NANPANTAN SPORTS GROUND	LOUGHBOROUGH – Watermead Lane, Loughborough, LE11 3TN	Y	Y
PASTURE LANE PLAYING FIELDS (SITE 2)	SHEPSHED– HATHERN – Pasture Lane, Hathern, Loughborough, LE12 5LJ	Y	Y
ROTHLEY PARK SPORTS AND SOCIAL CLUB	SOAR VALLEY – Loughborough Road, Rothley, Loughborough, LE7 7NL	Y	Y
THE DOVECOTE STADIUM	SHEPSHED– HATHERN – Butt Hole Lane, Shepshed, Loughborough, LE12 9BN	Y	Y



FOOTBALL RECOMMENDATIONS

To meet future demand:

Recommendation F7: Increasing peak-time capacity for Adult 11 v 11 pitches in the Loughborough and Soar Valley sub-areas is crucial to ensure projected new teams have the option of playing at peak times at a venue close to their desired home ground (should this not be available). It is therefore recommended that the Leicestershire and Rutland Football Association (LRFA) works with clubs and available, but under-used, sites to ensure clubs are aware of the alternative venues available within their sub-area (See also Recommendation F4).


Justification: Several sub-areas are projected to be at capacity during peak times by 2036. The above action should ensure that clubs are aware of pitches with spare capacity if/when they develop new teams.

Recommendation F8: It is recommended that the LRFA and Football Foundation (FF) work to identify a site for a minimum of 2 additional full-sized floodlit 3G AGP in the area and ensure existing 3G AGPs are of appropriate quality.

The potential existing sites identified include:

SITE	SUB-AREA AND LOCATION	AVAILABLE FOR SECURED COMMUNITY USE
THE CEDARS ACADEMY	SOAR VALLEY – Wanlip Lane, Birstall, Leicester, LE4 4GH	N
HUMPHREY PERKINS HIGH SCHOOL	SOAR VALLEY – Cotes Road, Barrow-upon-Soar, Loughborough, LE12 8JU	N
LOUGHBOROUGH DYNAMO FC (NANPANTON SPORTS GROUND)	LOUGHBOROUGH – Watermead Lane, LE11 3TN	Y

Justification: The concentration of existing 3G AGP facilities in the north (in or around Loughborough) suggests that a site in the south of the borough may be the most favourable option to balance the accessibility of this provision. This may be on an existing site or as part of the North East of Leicester SUE development. A further feasibility study would be required to determine the optimal location of any new 3G AGP facility. There is a precedent at Wreake Academy of there being unsecured access to grass pitches, but secured access to an on-site AGP.



4 CRICKET

INTRODUCTION AND STRATEGIC CONTEXT

- 4.1. In order to understand the overall objectives and priorities of the ECB, an analysis of key recent strategies and documentation has been undertaken and is summarised below.

CRICKET UNLEASHED (2016)

- 4.2. The ECB published its new strategic plan in 2015. One of the core aims of the strategy is to create more players, more teams and inspired fans guided by good governance and strong financial operations. The goal of Cricket Unleashed is to make the game more accessible and inspire the next generation of players, coaches, officials and volunteers.
- 4.3. A key element of Cricket Unleashed is All Stars Cricket. All Stars Cricket is a national scheme generally delivered by clubs and aimed at children 5 - 8 years old. The scheme was first rolled out during the 2017 season and exceeded ECB expectations. The strategy also focuses on parental involvement with coaching and delivering sessions.
- 4.4. The ECB is looking to work with local authorities to develop fit-for-purpose facility and participation plans that will engage with local residents and ensure residents are provided with the right facilities to help them play the game.
- 4.5. It is key that this Playing Pitch Strategy recognises the opportunity made available by Cricket Unleashed and provides a framework that allows stakeholders to work together and deliver against the key objectives of “more play,” “great teams” and “inspired fans.” It is also vital that any facility development for cricket takes the objectives of the strategy into consideration, namely the growth of entry-level cricket, women and girls’ cricket, T20 and engagement of previously hard-to-reach demographic groups.

CRICKET CONSULTATION OVERVIEW

ECB

- 4.6. Charnwood and Leicestershire represent key areas for the ECB due to high levels of identified demand and latent demand in the City of Leicester. Charnwood’s role in this relationship is key, as demand is known to be exported from the City of Leicester into the borough. Ensuring this demand is met is important for the continued development of cricket in and around the City of Leicester. Balancing the level of export from the City of Leicester is also important to enable cricket participation to grow in Charnwood Borough.

KEY CLUBS

- 4.7. Consultations were held with key clubs within the borough for cricket. A summary of these consultations is outlined below in Table 4.1.





Table 4.1: Key PPS findings for cricket in Charnwood

CLUB	CONSULTATION SUMMARY
<p>BARKBY UNITED CRICKET CLUB</p>	<p>The club has 11 teams, all based at the Barkby United Cricket Club ground. The club has an ever-expanding youth set-up. It also plans to establish disability teams and a women's set-up to fully expand the club.</p> <p>Issues:</p> <ul style="list-style-type: none"> • The club struggles with funding in terms of end of season, particularly with work needed to maintain the wicket over the off-season; and • There are big issues with the road that runs alongside the ground. It is a 60mph road and the club reports cars having crashed through the fence and onto the pitch on more than one occasion. The club and players feel this represents a safety threat to the players and therefore see the location of the ground and its proximity to the road as a potential danger to them.
<p>LOUGHBOROUGH TOWN CRICKET CLUB</p>	<p>There are 4 senior teams and 14 junior teams at Loughborough Cricket Club, split over 2 sites: 1 at Loughborough Town CC and 1 at Leicester Road. The club maintains and shares resources equally across these two sites. The club has a wide-reaching community remit through the establishment of schemes such as All Stars Cricket, and also promotes themselves heavily in schools and amongst the asylum seeker groups. There are no development plans within the club; it is also content with the quality of the ancillary facilities.</p> <p>Issues:</p> <ul style="list-style-type: none"> • Vandalism is an issue at both sites. Recently there have been incidents of jumping on covers and there have been arson attacks to the pavilion in the past; and • The club would like help in terms of guidance around how to apply for grant funding and how to increase the number of participants in their club.
<p>QUENIBOROUGH CRICKET CLUB</p>	<p>The club has expanded significantly in the last 10 years and introduced a junior set-up. It would like to introduce a new team for next season; however, they would have to find a third site to use as there is currently insufficient space at their home ground. The club currently needs to hire Cossington Recreation Ground for the third and fourth team games at the weekend. The club has no development plans.</p> <p>Issues:</p> <ul style="list-style-type: none"> • Would like to be able to fit all teams on one site at weekends; to achieve this the club would need another pitch at Syston RFC; • The outfield at Cossington is covered in weeds, which have now spread to the wicket. The club must now completely re-seed and re-sow the square; and • At Syston RFC the club also has to use the rugby club's showers and toilets as the cricket pavilion does not have these facilities.
<p>SILEBY TOWN CRICKET CLUB</p>	<p>6 adult teams (including women's) and 8 junior teams play at Sileby Town CC. All are accommodated at the Sileby Town CC ground. The club plays in a range of leagues: Leicestershire and Rutland Cricket League, Leicestershire and Rutland Youth League, Women's Midlands League and Lightning League, with the majority of players living a short distance from the ground. The ground is owned and maintained by the cricket club. The club has recently seen a slight improvement in the quality of their pitches, also due to improved equipment, increased groundsman's knowledge and time allocation. The club is progressing with plans to build a new pavilion on their second pitch.</p>



CLUB	CONSULTATION SUMMARY
ROTHLEY PARK CRICKET CLUB	Rothley Park CC has 3 adult teams and 9 junior teams. All teams play at Rothley Park Cricket Ground. The ground is leased from a local partner on a 30-year lease. As a result of the club's Kwik Cricket set-up there have been big membership increases – there are now 175 junior members in the club. There are no plans to expand now, but if the club were to expand further, they would need to find another site on which to play.
LEICESTER COMMUNITY SPORTS ACADEMY	<p>The Academy is nomadic, it often uses Iveshead School, Western Park (in the City of Leicester) and other facilities where they become available. The U10s also have to play every game away from home; this is an agreement set up with the league.</p> <p>The club primarily serves residents in Leicester and would ideally be based in the City or as close to it as possible.</p> <p>The club has insufficient facilities to meet demand. If the club had a central venue, then it could see a big increase in the number of teams they could field. In 3 to 4 months, the club hopes to source a home venue. The club has reportedly invested in squares at two schools, Cedars Academy and Iveshead Academy, but as of the conclusion of the 2017 season no longer has use of either venue.</p>

PROGRAMMES, INITIATIVES AND FUNDING OPPORTUNITIES

- 4.8. The ECB is looking to provide appropriate provision and club support to clubs that attract a wide demographic of participants. This includes teams that consist of BME players, who tend to play informally on public parks. The ECBs approach is in line with cross-sport trends that suggest players are looking for informal, flexible participation opportunities in addition to more traditional formats of the game.


SUPPLY

QUANTITY OVERVIEW


- 4.9. Table 4.2 presents the data collected on cricket pitch supply in Charnwood. Technical Appendix E: Site-by-Site Cricket Analysis presents a detailed audit of all pitches across the study area including carrying capacity and supply and demand balance. Table 4.3 shows the supply of cricket pitches across the study area.

Table 4.2: Supply of cricket pitches in Charnwood

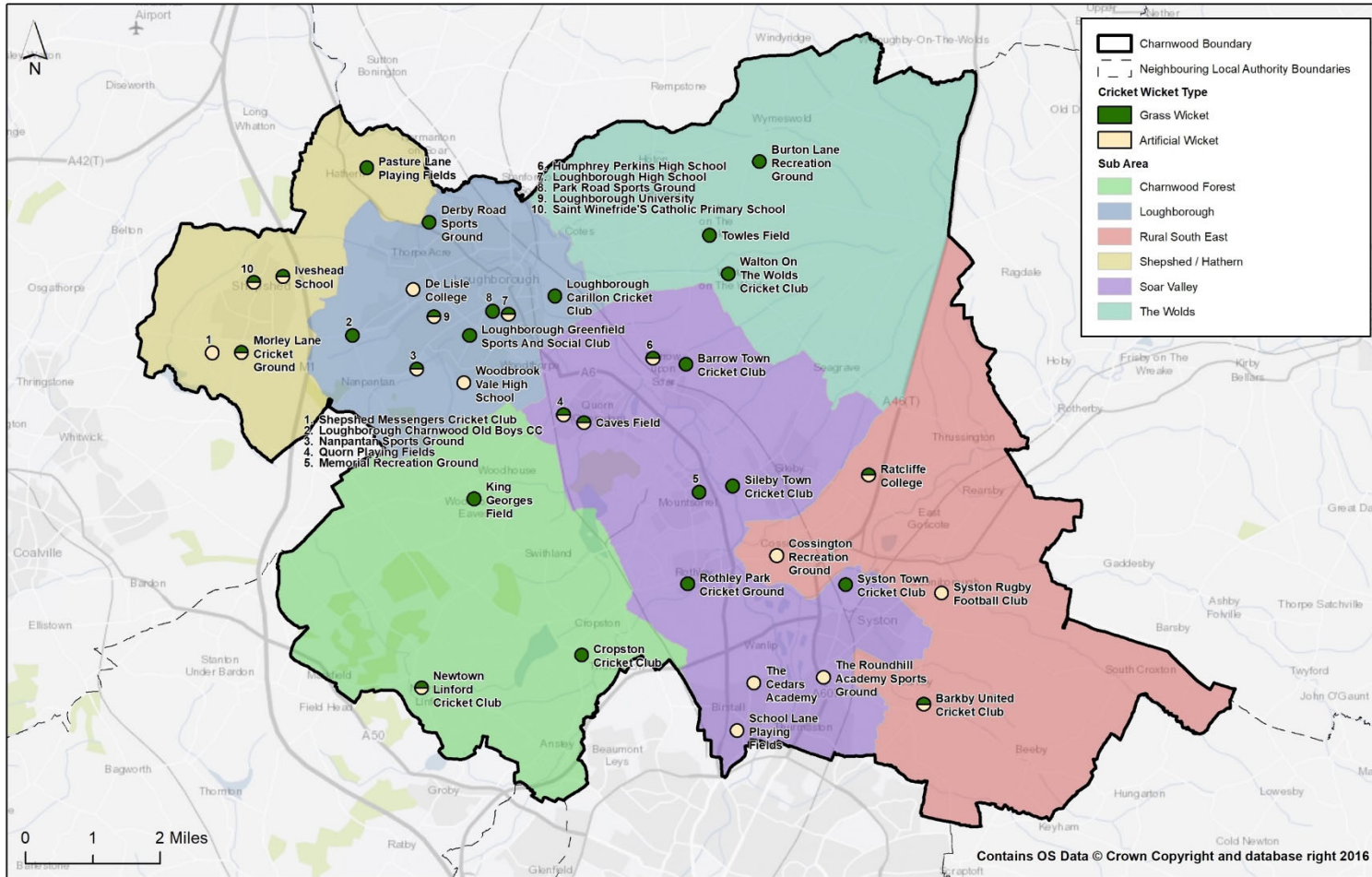
AREA	SQUARES	GRASS WICKETS	NON-TURF PITCHES
CHARNWOOD FOREST	4	41	3
LOUGHBOROUGH	14	134	18
RURAL SOUTH EAST	5	38	1
SHEPSHED HATHERN	5	49	2
SOAR VALLEY	15	121	8
THE WOLDS	3	26	0
CHARNWOOD	46	409	32



- 4.10. Table 4.2 illustrates that the majority of supply is concentrated in Soar Valley and Loughborough sub-areas. Soar Valley accounts for 38% of cricket squares in Charnwood (with 15 squares and 121 grass wickets). Together, Loughborough and Soar Valley account for 65% of all cricket squares in the Borough.
- 4.11. There are 32 non-turf wickets in the borough, again with a large proportion of this supply being located in Loughborough or Soar Valley sub-areas.
- 4.12. The distribution of cricket sites in Charnwood is illustrated in Map 4.1 (below).




Map 4.1: Cricket sites in Charnwood



Cricket sites by wicket type in Charnwood





TENURE AND MANAGEMENT

4.13. Table 4.3 shows the ownership and management of cricket sites in Charnwood.

Table 4.3: Cricket pitch ownership in Charnwood

TYPE	OWNERSHIP	MANAGEMENT
ACADEMIES	6	5
CHARITY / TRUST	4	2
COMMERCIAL	0	2
CHARNWOOD BOROUGH COUNCIL	3	0
LEICESTERSHIRE COUNTY COUNCIL	1	0
OTHER INDEPENDENT SCHOOLS	2	3
LOUGHBOROUGH UNIVERSITY	1	1
PARISH COUNCIL	4	0
PRIVATE	8	0
SCHOOL (IN-HOUSE)	0	1
SPORTS CLUB	6	18
SPORTS CLUB AND PARISH COUNCIL (MIXED)	0	3


4.14. Table 4.3 illustrates that cricket site ownership reflects a range of ownership types. Academies, Parish Councils and sports clubs are the most significant ownership types for cricket sites in the Borough. Security of tenure is a key consideration where clubs use Academy or privately-owned sites.

4.15. Conversely, a large proportion (49%) of sites are managed by sports clubs. This indicates that individual clubs have high levels of responsibility for the maintenance of facilities.


4.16. Table 4.4 summarises the cricket sites in Charnwood, the majority of which have secured community use.

Table 4.4: Cricket sites in Charnwood, showing security of community use


SITE NAME	SUB-AREA AND LOCATION	COMMUNITY USE ON-SITE	SECURED COMMUNITY USE
BARKBY UNITED CRICKET CLUB	RURAL SOUTH EAST– Barkby, LE7 3QB	Available	Secured
BARROW TOWN CRICKET CLUB	SOAR VALLEY – Barrow-upon-Soar, LE12 8PD	Available	Secured
BURTON LANE RECREATION GROUND	THE WOLDS – Burton Lane, Wymeswold, Loughborough, LE12 6UN	Available	Secured
CAVES FIELD	SOAR VALLEY – Quorn, LE12 8EP	Available	Secured
COSSINGTON RECREATION GROUND	RURAL SOUTH EAST – Platts Lane, Cossington, LE7 4UZ	Available	Secured



SITE NAME	SUB-AREA AND LOCATION	COMMUNITY USE ON-SITE	SECURED COMMUNITY USE
CROPSTON CRICKET CLUB	CHARNWOOD FOREST – Cropston Road, Anstey, LE7 7BP	Available	Secured
DE LISLE COLLEGE	LOUGHBOROUGH – Thorpe Hill, Loughborough	Not available	Secured
DERBY ROAD SPORTS GROUND	LOUGHBOROUGH – Loughborough Cotton Way, Loughborough, LE11 5FJ	Available	Secured
HUMPHREY PERKINS HIGH SCHOOL	SOAR VALLEY – Cotes Road, Barrow-upon-Soar, Loughborough, LE12 8JU	Not available	Unsecured
IVESHEAD SCHOOL	SHEPSHED–HATHERN – Forest Street, Loughborough, LE12 9DB	Available	Unsecured
KING GEORGE’S FIELD	CHARNWOOD FOREST – Main Street, Woodhouse Eaves, Loughborough, LE12 8RZ	Available	Unsecured
LOUGHBOROUGH CARILLON CRICKET CLUB	LOUGHBOROUGH – Loughborough, LE11 1ST	Available	Secured
LOUGHBOROUGH CHARNWOOD OLD BOYS CC	LOUGHBOROUGH – Loughborough, LE11 3QU	Available	Unsecured
LOUGHBOROUGH GREENFIELDS SPORTS AND SOCIAL CLUB	LOUGHBOROUGH – Loughborough, LE11 3HZ	Available	Secured
LOUGHBOROUGH HIGH SCHOOL	LOUGHBOROUGH – Burton Walks, Loughborough, LE11 2DU	Not available	Unsecured
LOUGHBOROUGH UNIVERSITY	LOUGHBOROUGH – Epinal Way, Loughborough, LE11 3TU	Not Available	Unsecured
MEMORIAL RECREATION GROUND	SOAR VALLEY – Leicester Road, Mountsorrel, Loughborough, LE12 7DB	Available	Secured
MORLEY LANE CRICKET GROUND	SHEPSHED–HATHERN – Shepshed, LE12 9EU	Available	Secured
NANPANTAN SPORTS GROUND	LOUGHBOROUGH – Watermead Lane, Loughborough, LE11 3TN	Available	Secured



SITE NAME	SUB-AREA AND LOCATION	COMMUNITY USE ON-SITE	SECURED COMMUNITY USE
NEWTOWN LINFORD CRICKET CLUB	CHARNWOOD FOREST – Newtown Linford, LE6 0AD	Available	Secured
PARK ROAD SPORTS GROUND (LOUGHBOROUGH TOWN CC)	LOUGHBOROUGH – Loughborough LE11 2ED	Available	Secured
PASTURE LANE PLAYING FIELDS	SHEPSHED–HATHERN – Pasture Lane, Hathern, Loughborough, LE12 5LJ	Available	Secured
PUDDING BAG LANE	SHEPSHED–HATHERN – Shepshed, LE12 9GD	Available	Secured
QUORN PLAYING FIELDS – LOUGHBOROUGH ENDOWED SCHOOLS	SOAR VALLEY - Loughborough Endowed School, Soar Valley, LE12 8AJ	Available	Unsecured
RATCLIFFE COLLEGE	RURAL SOUTH EAST – Ratcliffe-on-the-Wreake, LE7 4SG	Not available	Unsecured
ROTHLEY PARK CRICKET GROUND	SOAR VALLEY – Rothley, LE7 7QB	Available	Secured
SCHOOL LANE PLAYING FIELDS	SOAR VALLEY – Birstall, LE4 4EA	Available	Secured
SILEBY TOWN CRICKET CLUB	SOAR VALLEY – Sileby, LE12 7UX	Available	Secured
ST WINEFRIDE’S CATHOLIC PRIMARY SCHOOL	SHEPSHED–HATHERN – Shepshed–Hathern, LE12 9AE	Available	Unsecured
SYSTON TOWN CRICKET CLUB	SOAR VALLEY – Syston, LE7 1NH	Available	Secured
SYSTON RUGBY FOOTBALL CLUB	SOAR VALLEY – Syston, LE7 3FE	Available	Secured
THE CEDARS ACADEMY	SOAR VALLEY – Wanlip Lane, Birstall, Leicester, LE4 4GH	Not available	Unsecured
THE ROUNDHILL ACADEMY SPORTS GROUND	SOAR VALLEY – Thurmaston, LE4 8GQ	Available	Unsecured



SITE NAME	SUB-AREA AND LOCATION	COMMUNITY USE ON-SITE	SECURED COMMUNITY USE
TOWLES FIELD	THE WOLDS – Burton-on-the-Wolds, LE12 5TD	Available	Secured
WALTON ON THE WOLDS CRICKET CLUB	THE WOLDS – Walton-on-the-Wolds, LE12 8HT	Available	Secured
WOODBROOK VALE HIGH SCHOOL	LOUGHBOROUGH – Grasmere Road, Loughborough, LE11 2ST	Available	Unsecured

4.17. It should be noted that the cricket pitch at Loughborough Endowed School is the subject of a planning application for a new full-sized hockey-appropriate AGP. As the cricket pitch is currently unavailable for community use and the school has other pitches that it can use for playing and teaching cricket, there is no strategic argument against the new AGP being built on the site of the cricket pitch.

QUALITY ASSESSMENT

4.18. Each site was visited and assessed by the 4global research team (in July 2017) using a non-technical assessment framework provided by the ECB. The assessment considers the quality of playing surface and the quality of changing rooms, and scores the maintenance regime compared to ECB recommendations. In addition to the site visits, club consultation was used to validate the quality ratings. Each site is rated as Good, Standard or Poor.


4.19. Table 4.5 summarises the quality assessment results. Full details of the consequent carrying capacity allocations of each site by pitch type can be found in Technical Appendix E: Site-by-Site Cricket Analysis. Given the ratings, the overall standard of pitches across Charnwood is adequate, with 97.5% of available pitches scoring Standard or Good.

Table 4.5: Summary of cricket pitch quality scores in Charnwood

AREA	GOOD	STANDARD	POOR	TOTAL
CHARNWOD FOREST	1	2	1	4
LOUGHBOROUGH	6	8	2	16
RURAL SOUTH EAST	3	1	1	5
SHEPshed HATHERN	0	4	0	4
SOAR VALLEY	7	6	0	13
THE WOLDS	1	2	0	3
CHARNWOD	18	23	4	45

4.20. Table 4.5 shows that there are 45 cricket pitches in Charnwood. 18 of these (51%) are recorded as good, with just 4 sites (11%) recorded as poor.

4.21. Between them, Soar Valley and Loughborough sub-areas provide 29 of the 45 pitches (64%). This represents a significant concentration of pitches within these two sub-areas. The quality of the pitches in these two sub-areas is also very good, with Soar Valley recorded as having no poor sites and Loughborough just 2.



DEMAND

CLUB AND TEAM PROFILE


4.22. Twenty-four clubs have been identified as playing in Charnwood. Survey responses were received by 19 clubs and are shown in Table 4.6, with details on the team profiles where they were possible to ascertain. Information from the remaining additional 5 clubs was taken from online resources where available and is included in Technical Appendix E: Site-by-Site Cricket Analysis.

Table 4.6: Cricket club profiles for responding clubs²²

CLUB	SENIOR MEN	SENIOR WOMEN	JUNIORS	TOTAL
ARYANS CC*	1	0	0	1
ASIAN SPORTS CC*	3	0	0	3
BARKBY UNITED	5	0	6	11
BARROW TOWN CC*	3	0	0	3
BIRSTALL VILLAGE CC*	2	0	0	2
CHARNWOOD OLD BOYS CC	2	0	0	2
CITY CRICKETERS CC	1	0	0	1
CROPSTON CC	3	0	5	8
FATANA CC	2	0	0	2
HATHERN OLD CC	3	0	0	3
LEICESTER COMMUNITY SPORTS CRICKET ACADEMY	1	0	0	1
LEICESTER LIONS*	1	0	0	1
LEUVA PATIDAR CC	1	0	0	1
LOUGHBOROUGH CARILLON*	3	1	2	6
LOUGHBOROUGH GREENFIELDS	3	0	3	6
LOUGHBOROUGH OUTWOODS	4	0	0	4
LOUGHBOROUGH TOWN CC	4	0	8	12
MAHERS CC	2	0	0	2
MOUNTSORREL CASTLE	2	0	0	2
NEWTOWN LINFORD	5	0	5	10
QUENIBOROUGH CC	11	0	4	15
QUORN CC	2	0	3	5
ROTHLEY PARK CC	3	0	8	11
SHEPSHED CC	4	0	5	9
SILEBY TOWN CC-	5	1	8	14
SYSTON TOWN CC	3	0	5	8
WALTON LE WOLDS CC	4	0	0	4
WYMESWOLD CC	3	0	1	4
TOTAL	86	2	63	151

²² Source: PPS club consultations

* 4global did not receive a survey. Team information obtained from playcricket.com



4.23. Table 4.6 shows there are 88 adult teams and 63 junior teams in the Borough. The demand created by these teams is in line with ECB guidance, i.e. 10 matches per adult team and 8 per junior team unless reported otherwise. This represents 1,332 adult matches and 428 junior matches per season across the borough.

CURRENT AND FUTURE DEMAND

4.24. In order to calculate the future demand for cricket in the study area, a Team Generation Rate²³ (TGR) has been calculated using the current number of teams and the current population. This measure allows us to calculate the number of people (for various age groups) typically required to produce a cricket team.

4.25. This TGR is applied to the population projections for the study area to confirm how population growth or reduction will affect the demand for teams in each of the key age groups.

Table 4.7: Impact of population projections on the need for cricket provision

AGE GROUP	CURRENT POPN. WITHIN AGE GROUP	CURRENT NO. OF TEAMS	TGR	FUTURE (2036) POPULATION WITHIN AGE GROUP	PREDICTED FUTURE NUMBER OF TEAMS	ADDITIONAL TEAMS REQUIRED FOR INCREASED POPN.
CRICKET OPEN AGE MEN'S (18-55YRS)	47,640	86	554	59,540	107	21
CRICKET OPEN AGE WOMEN'S (18-55YRS)	45,300	2	22,650	55,520	2	0
CRICKET JUNIOR BOYS (7-18YRS)	12,000	63	190	14,080	74	11


4.26. Table 4.7 shows that there is projected to be a significant increase in the number of cricket teams in Charnwood. This means there will be an estimated 32 additional teams in the Borough in 2036.

4.27. It should be noted that the ECB has recently undertaken a significant participation drive targeted at children of both genders aged between 5 and 8 years old, through a nationwide scheme called All Stars Cricket. This scheme is expected to increase junior demand for cricket in the short term and adult demand in the long term.

4.28. Nationally, 25% of signups to this initiative were girls, meaning there could potentially be an increase in demand for girls' cricket teams in the near future. As this additional demand sits outside of Sport England's methodology for modelling future demand, this potential need does not alter the team projections produced by the TGR and latent demand analysis; however, it is highlighted as a potential increase in demand beyond that which is modelled.

²³ Source: PPS club consultations


* 4 global did not receive a survey. Team information obtained from playcricket.com



4.29. The following section will address the level of capacity in Charnwood's cricket pitch stock to determine whether there is sufficient capacity to accommodate current and future demand for cricket in the area.

CAPACITY ANALYSIS FOR CRICKET IN CHARNWOOD

- 4.30. Using the supply of the cricket sites and the current level of demand, the overall capacity of each of the sites has been calculated.
- 4.31. Table 4.8 shows the total supply and demand balance for cricket pitches in Charnwood, taking into consideration the use of artificial pitches for junior matches in Charnwood. Table 4.8 also shows the supply and demand balance when it is assumed that non-turf pitches (NTPs) are not used for matches at any age groups. It is likely a small number of clubs, such as those with larger junior sections, will use the non-turf pitches for a small proportion of their matches.
- 4.32. Leicestershire County Cricket Club (LCCC) has requested that, counter to the ECB's guidance on the use of NTPs by clubs, these pitches are only used for competitive matches by U13 teams and younger in Charnwood. U13 teams and younger represent 42 of the 63 junior teams in the Borough: precisely two thirds. Whilst this is not to be included in the analysis, as it does not comply with Sport England or ECB guidance for modelling cricket demand, it is referred to in the commentary and the analysis of the supply and demand where appropriate.
- 4.33. Unlike other sports in this report, cricket capacity is calculated on a seasonal basis, rather than a weekly capacity analysis. To calculate capacity, each grass wicket is given an estimated carrying capacity of 5 matches per season. Similarly, each NTP is assigned a carrying capacity of 60 games per season. In the absence of any data determining demand for pitches, the ECB's guidance (provided as part of the Sport England PPS guidance document 2013) stipulates that adult teams are estimated to have an average demand for 10 home matches per season, and all junior teams should have a demand for 8 matches per season.
- 4.34. Table 4.8 includes the level of latent demand for cricket for both adults and juniors. Latent demand refers to the potential number of teams that could be developed if all those who want to play cricket but do not at present (for any reason), did play. This data is gathered during the club consultations and is based on the number of teams by which clubs believe they will increase over the next 3 years.



CHARNWOOD SUPPLY AND DEMAND


Table 4.8: Overall cricket supply and demand analysis for Charnwood

BALANCE PER PITCH TYPE	ADULTS	JUNIORS	ALL MATCHES PLAYED ON	
	(GRASS ONLY)	(PLAYING ON ONLY NTPs)	GRASS ONLY	GRASS & ARTIFICIAL
SUPPLY – PITCH CAPACITY IN MATCH EQUIVALENTS (FOR AVAILABLE SITES ONLY)	2,290	1,920	2,290	4,210
DEMAND – MATCH EQUIVALENTS FOR MATCHES AND TRAINING	1332	428	1760	
CURRENT BALANCE FOR ALL AVAILABLE SITES ONLY	958	1,492	530	2,450
CURRENT BALANCE FOR AVAILABLE SITES WITH SECURITY OF COMMUNITY USE	523	952	95	1,475
LATENT DEMAND IN TEAMS*	0	1		1
LATENT DEMAND IN MATCH EQUIVALENTS*	0	8		8
PROJECTED NUMBER OF ADDITIONAL TEAMS*	21	11		32
FUTURE ADDITIONAL DEMAND (FROM TGR)*	210	88		298
FUTURE BALANCE FOR AVAILABLE SITES WITH SECURITY OF COMMUNITY USE	313	856	-203	1,177

*N.B. Figures corresponding to these descriptions are combined in the last column to reflect all matches, irrespective of surface used

4.35. Table 4.8 identifies the following key findings:

- Charnwood has a total cricket supply of 4,210 matches per season when all the wickets (grass and non-turf) are included. If only grass wickets are considered, this reduces to 2,290. Given that the capacity of each wicket is thought to be 5 matches per season, this supply capacity represents 458 grass wickets. There is an NTP capacity of 1,920 matches per season: the equivalent of 32 NTP strips across the Borough.
- There is a total demand for 1,760 matches per season, of which 1,332 (76%) are adult matches.
- When all demand is applied only to securely available grass wickets, Charnwood has an over-supply of grass wickets of 95 matches per season, equivalent to 19 grass strips.
- When only securely available NTP wickets are considered as part of the supply, the capacity of NTPs per season falls from 1,920 to 1,380 (calculated by adding demand to the current balance for pitches with secured community use). This equates to 23 NTPs being securely available to the community.



- There are enough securely available NTPs in the Borough to accommodate junior demand from grass pitches, and enough spare capacity to accommodate a further 952 matches per season. When only U13 teams and younger are considered as part of the demand for NTPs, the spare capacity of these securely available NTP pitches increases from 952 to 1,044 matches per season.
- The future demand analysis identifies 33 projected additional teams, including 12 junior teams and 21 senior teams. This figure may increase in the short-term future due to the All Stars Cricket programme (specifically girls' cricket teams). Together these teams represent a projected demand for 306 matches per season. Of this 306, 210 matches are for adult teams and the remaining 96 for junior teams.
- Table 4.8 shows that if meeting this demand is dependent solely on the existing securely available grass wicket stock, then these wickets would be over capacity by 203 matches per season: the equivalent of 41 grass wickets (rounded up from 40.6). Table 4.8 also shows that future junior demand is projected to increase by 96 matches per season (latent and projected demand combined). If junior demand continues to be distributed between over 13s teams and U13s and younger teams in the same proportion (one third/two thirds), then the projected demand will total 64 matches per year. Added to the existing 336 U13s and younger demand matches, this equals 400 matches of U13 and younger demand across the borough. If this demand were successfully distributed across the securely available NTPs, then this would mean grass pitches would have spare capacity of 197 matches per season, and securely available NTPs would have a balance of 980 matches spare capacity per season.

In other words, all current and future demand for cricket at all ages can be met through use of both grass and NTPs; use of both wicket types also provides sufficient space capacity to provide for additional demand from girls' teams.


SUB-AREA SUPPLY AND DEMAND ANALYSIS

4.36. The following tables show the above analysis considered on a sub-area basis.

CHARNWOOD FOREST SUPPLY AND DEMAND

Table 4.9: Cricket supply and demand balance for Charnwood Forest

BALANCE PER PITCH TYPE	ADULTS	JUNIORS	ALL MATCHES PLAYED ON	
	(GRASS ONLY)	(PLAYING ON ONLY NTPs)	GRASS ONLY	GRASS & ARTIFICIAL
SUPPLY – PITCH CAPACITY IN MATCH EQUIVALENTS (FOR AVAILABLE SITES ONLY)	310	180	310	490
DEMAND – MATCH EQUIVALENTS FOR MATCHES AND TRAINING	190	90	280	
CURRENT BALANCE FOR ALL AVAILABLE SITES ONLY	120	90	30	210
CURRENT BALANCE FOR AVAILABLE SITES WITH SECURITY OF COMMUNITY USE	80	90	-10	170




BALANCE PER PITCH TYPE	ADULTS	JUNIORS	ALL MATCHES PLAYED ON	
	(GRASS ONLY)	(PLAYING ON ONLY NTPs)	GRASS ONLY	GRASS & ARTIFICIAL
LATENT DEMAND IN TEAMS*	0	0	0	
LATENT DEMAND IN MATCH EQUIVALENTS*	0	0	0	
PROJECTED NUMBER OF ADDITIONAL TEAMS*	3	2	5	
FUTURE ADDITIONAL DEMAND (FROM TGR)*	30	16	46	
FUTURE BALANCE FOR AVAILABLE SITES WITH SECURITY OF COMMUNITY USE	50	74	-56	124

*N.B. Figures corresponding to these descriptions are combined in the last column to reflect all matches, irrespective of surface used

4.37. Table 4.9 shows the following:

- The sub-area has a total supply of 490 matches per season. This comprises 62 grass wickets (equalling a capacity of 310 matches per season) and 3 NTPs (equalling a capacity of 180 matches per season).
- The sub-area has demand for 280 matches per season. 190 matches of this demand are generated by adult teams (68%).
- Of the total grass wicket capacity of 310 matches per season, the equivalent of 40 of these matches are not securely available to the community. This means 87% of grass wicket capacity is securely available to the community. All 3 NTPs (equating to a capacity of 180 matches per season) are securely available to the community.
- If all pitch demand is dependent on grass wicket capacity, the sub-area operates at a deficit of 10 matches per season. This is equivalent, in supply terms, to 2 grass wickets. Including securely available NTPs in this supply to meet junior demand, the sub-area has a total spare capacity of 170 matches per season.
- Under the scenario where only under 13s teams and younger are considered eligible to have their pitch demand met by NTPs, 40 match equivalents of demand could be displaced from grass pitches to NTPs. Under this scenario, grass wickets have 30 match equivalents of spare capacity per season, with NTPs having a spare capacity of 140 matches per season.
- The TGR analysis projects that 3 new adult teams and 2 new junior teams will be generated through population growth by 2036. This equates to an additional 46 matches of demand per season.
- If all projected future demand were to be played on grass pitches, the sub-area would be over capacity by 56 matches per season (i.e. an under-supply equivalent to 12 grass wickets). However, when all securely available capacity is included in the supply capacity, there is a projected balance of 124 matches' spare capacity per season.



LOUGHBOROUGH SUPPLY AND DEMAND


Table 4.10: Cricket supply and demand balance for Loughborough

BALANCE PER PITCH TYPE	ADULTS	JUNIORS	ALL MATCHES PLAYED ON	
	(GRASS ONLY)	(PLAYING ON ONLY NTPs)	GRASS ONLY	GRASS & ARTIFICIAL
SUPPLY – PITCH CAPACITY IN MATCH EQUIVALENTS (FOR AVAILABLE SITES ONLY)	870	1,080	870	1,950
DEMAND – MATCH EQUIVALENTS FOR MATCHES AND TRAINING	456	40	496	
CURRENT BALANCE FOR ALL AVAILABLE SITES ONLY	414	1,040	374	1,454
CURRENT BALANCE FOR AVAILABLE SITES WITH SECURITY OF COMMUNITY USE	154	680	114	834
LATENT DEMAND IN TEAMS*	0	0		0
LATENT DEMAND IN MATCH EQUIVALENTS*	0	0		0
PROJECTED NUMBER OF ADDITIONAL TEAMS*	7	1		8
FUTURE ADDITIONAL DEMAND (FROM TGR)*	70	8		78
FUTURE BALANCE FOR AVAILABLE SITES WITH SECURITY OF COMMUNITY USE	84	672	36	756

*N.B. Figures corresponding to these descriptions are combined in the last column to reflect all matches, irrespective of surface used

4.38. Table 4.10 shows the following regarding the balance of supply and demand for cricket in the Loughborough sub-area.

- The total capacity of the wickets in Loughborough is 1,950. This is split between grass wickets, which provide capacity for 870 matches per season, and NTPs, which provide capacity for 1,080 matches per season. This equates to a supply of 174 grass wickets and 18 NTPs.
- There is a demand for 456 adult matches per season within the sub-area, with an additional 40 matches of junior demand per season. This equates to a total demand for 496 matches per season within the sub-area.
- If only securely available grass wickets are considered as the pitch supply, there is enough spare capacity remaining to meet the demand for a further 114 matches per season. When securely available NTPs are included into the supply, the spare capacity increases to 834 matches per season.



- There is an over-supply of 154 matches: the equivalent, in supply terms, of just over one grass strip, across the entire sub-area.
- The sub-area is projected to have 70 matches of additional senior demand by 2036, plus a further 8 matches of junior demand.
- If all demand projected for 2036 were to be dependent only on grass wickets, the sub-area would have just 36 matches per season in spare capacity, the equivalent of 8 grass wickets. However, when securely available NTPs are added to this figure, there is spare capacity for 756 matches per season.
- Under a scenario where NTPs are considered only to meet the demand from U13 teams and younger, 32 matches per season could be redistributed from grass wickets to NTPs. This would result in an increase in the spare capacity of grass wickets from 36 matches per season to 68 matches per season: the equivalent of a further 14 grass wickets of spare capacity per season.


RURAL SOUTH EAST SUPPLY AND DEMAND

Table 4.11: Cricket supply and demand balance for Rural South East

BALANCE PER PITCH TYPE	ADULTS	JUNIORS	ALL MATCHES PLAYED ON	
	(GRASS ONLY)	(PLAYING ON ONLY NTPs)	GRASS ONLY	GRASS & ARTIFICIAL
SUPPLY – PITCH CAPACITY IN MATCH EQUIVALENTS (FOR AVAILABLE SITES ONLY)	25	60	25	85
DEMAND – MATCH EQUIVALENTS FOR MATCHES AND TRAINING	120	70	190	
CURRENT BALANCE FOR ALL AVAILABLE SITES ONLY	-95	-10	-165	-165
CURRENT BALANCE FOR AVAILABLE SITES WITH SECURITY OF COMMUNITY USE	-95	-10	-165	-165
LATENT DEMAND IN TEAMS	0	0	0	0
LATENT DEMAND IN MATCH EQUIVALENTS	0	0	0	0
PROJECTED NUMBER OF ADDITIONAL TEAMS	2	2	4	
FUTURE ADDITIONAL DEMAND (FROM TGR)	20	16	36	
FUTURE BALANCE FOR AVAILABLE SITES WITH SECURITY OF COMMUNITY USE	-115	-26	-201	-201

4.39. Table 4.11 provides the following key insights into cricket provision in the Rural South East sub-area:

- There is supply for just 25 matches per season to be played on grass wickets within this sub-area. There is also an NTP, but this pitch is not securely available for community use.




- There is demand for 190 matches per season within the sub-area. 120 of these are for adult matches and a further 70 are for junior demand.
- If all demand is reliant on all securely available supply, there is a deficit in capacity of 165 matches per season. This is equivalent to capacity of 33 grass wickets.
- There is projected demand for an additional 4 teams through the TGR analysis: 2 adult teams and 2 junior teams. These teams are estimated to produce demand for 36 matches per season.
- When all securely available supply and demand is considered, this additional demand would mean the sub-area would have an under-supply of 201 matches per season: the equivalent of 41 grass wickets.
- If an NTP could be brought into the pitch supply to meet current and future demand, it should only be considered as suitable to meet demand from U13 teams or younger. Under this scenario, the NTP could displace 46 matches of current demand (or 57 matches of projected demand) away from the grass wicket supply. This would still result in an under-supply of grass wickets of 119 matches per season in 2017, and 146 matches per season by 2036.

SHEPshed HATHERN SUPPLY AND DEMAND

Table 4.12: Cricket supply and demand balance for Shepshed–Hathern

BALANCE PER PITCH TYPE	ADULTS	JUNIORS	ALL MATCHES PLAYED ON	
	(GRASS ONLY)	(PLAYING ON ONLY NTPs)	GRASS ONLY	GRASS & ARTIFICIAL
SUPPLY – PITCH CAPACITY IN MATCH EQUIVALENTS (FOR AVAILABLE SITES ONLY)	165	120	165	285
DEMAND – MATCH EQUIVALENTS FOR MATCHES AND TRAINING	97	40	137	137
CURRENT BALANCE FOR ALL AVAILABLE SITES ONLY	68	80	28	148
CURRENT BALANCE FOR AVAILABLE SITES WITH SECURITY OF COMMUNITY USE	38	80	-2	118
LATENT DEMAND IN TEAMS*	0	1		1
LATENT DEMAND IN MATCH EQUIVALENTS*	0	8		8
PROJECTED NUMBER OF ADDITIONAL TEAMS*	2	1		3
FUTURE ADDITIONAL DEMAND (FROM TGR)*	20	8		28
FUTURE BALANCE FOR AVAILABLE SITES WITH SECURITY OF COMMUNITY USE	18	64	-30	90

*N.B. Figures corresponding to these descriptions are combined in the last column to reflect all matches, irrespective of surface used




4.40. Table 4.12 shows the supply and demand balance for the Shepshed–Hathern sub-area:

- There is a total supply capacity of 165 matches per season in grass wickets and 120 matches per season in NTP capacity.
- There is a demand for 137 matches per season within the sub-area. This demand comprises 97 adult matches and 40 junior matches per season.
- Although all NTP capacity is securely available to the community, the equivalent of 30 matches of the 165-grass pitch capacity is unavailable to the community for use. This equates to 6 grass wickets.
- If all demand is reliant on grass pitch capacity, there is a deficit of 2 matches per season. This is equivalent to less than one grass strip per season.
- Under the scenario where NTPs are suitable only for meeting demand from U13 teams or younger, 13 matches per season could be displaced from grass wickets and redistributed to NTP capacity. Under this analysis, grass wickets in Shepshed–Hathern could be considered to be operating with 11 matches of spare capacity per season. This is equivalent to 2 grass wickets of spare capacity per season.
- The TGR analysis shows a projected increase in demand of 3 teams by 2036, 2 adult teams and 1 junior team. These teams are projected to produce a further 28 matches of demand per season in Shepshed–Hathern.
- If all of this demand were to be met by grass wickets, the sub-area could be considered to be operating at a deficit of 30 matches per season (the equivalent of 6 wickets per season).
- Under the scenario where NTP pitches are only considered appropriate for meeting demand from U13s teams or younger, there is projected demand for 27 matches at this age group. Under this scenario, this demand can be displaced from the total demand on grass wickets for the sub-area and redistributed onto securely available NTP provision to leave grass wickets with 25 matches of spare capacity per season. Under the same scenario, the projected under-supply for 2036 is reduced from 30 match-equivalents per season to 2 matches of spare capacity per season: the equivalent of 1 grass wicket per season.

SOAR VALLEY SUPPLY AND DEMAND

Table 4.13: Cricket supply and demand balance for Soar Valley

BALANCE PER PITCH TYPE	ADULTS	JUNIORS	ALL MATCHES PLAYED ON	
	(GRASS ONLY)	(PLAYING ON ONLY NTPS)	GRASS ONLY	GRASS & ARTIFICIAL
SUPPLY – PITCH CAPACITY IN MATCH EQUIVALENTS (FOR AVAILABLE SITES ONLY)	790	480	790	1,270
DEMAND – MATCH EQUIVALENTS FOR MATCHES AND TRAINING	380	181	561	561
CURRENT BALANCE FOR ALL AVAILABLE SITES ONLY	410	299	229	709
CURRENT BALANCE FOR AVAILABLE SITES WITH SECURITY OF COMMUNITY USE	305	119	124	424




BALANCE PER PITCH TYPE	ADULTS	JUNIORS	ALL MATCHES PLAYED ON	
	(GRASS ONLY)	(PLAYING ON ONLY NTPS)	GRASS ONLY	GRASS & ARTIFICIAL
LATENT DEMAND IN TEAMS*	0	0	0	
LATENT DEMAND IN MATCH EQUIVALENTS*	0	0	0	
PROJECTED NUMBER OF ADDITIONAL TEAMS*	6	5	11	
FUTURE ADDITIONAL DEMAND (FROM TGR)*	60	40	100	
FUTURE BALANCE FOR AVAILABLE SITES WITH SECURITY OF COMMUNITY USE	245	79	24	324

*N.B. Figures corresponding to these descriptions are combined in the last column to reflect all matches, irrespective of surface used

4.41. Table 4.13 provides the breakdown for pitch supply and demand in the Soar Valley sub-area:

- Soar Valley has the second highest level of supply and the highest level of demand of all of the sub-areas in Charnwood.
- This sub-area has a total grass wicket supply of 790 matches per season. This is equivalent to 158 grass wickets. In addition, it has the capacity to meet 480 matches per season on its NTPs (the equivalent of 8 NTPs match capacity per season).
- Of the 790 matches of capacity provided by grass wickets in the sub-area, 95 matches of yearly match capacity are unavailable to the community for use. This is equivalent to 19 grass wickets. Furthermore, of the 8 NTPs in the sub-area, only 5 are securely available for community use. This means that 300, not 480, matches of yearly NTP capacity are securely available.
- If all demand is reliant on grass wickets, there is a spare capacity of 124 matches per season. This is equivalent to the capacity of 25 grass pitches.
- The TGR analysis projects additional demand from 11 teams in the sub-area. This comprises 6 adult teams and 5 junior teams. This is projected to create an additional demand for 100 matches per season.
- If all projected demand were to be met by grass pitch capacity, the sub-area would be operating with a spare capacity of 24 matches per week. This is equivalent to 5 grass wickets of match capacity.
- If NTPs are only considered to meet the demand of junior teams aged 13 and younger, a further 120 matches of current demand could be displaced from grass wickets onto NTPs. This would increase the current spare capacity of grass wickets to 244 for the sub-area. If the same scenario were applied to future demand, then a total demand of 147 matches could be displaced from grass wickets and redistributed onto NTPs. This would increase the projected spare capacity of grass wickets from 24 matches to 171 matches. This is the equivalent of moving from 5 spare grass wickets of capacity to 34 wickets of spare capacity.



THE WOLDS SUPPLY AND DEMAND


Table 4.14: Cricket supply and demand balance for The Wolds

BALANCE PER PITCH TYPE	ADULTS	JUNIORS	ALL MATCHES PLAYED ON	
	(GRASS ONLY)	(PLAYING ON ONLY NTPS)	GRASS ONLY	GRASS & ARTIFICIAL
SUPPLY – PITCH CAPACITY IN MATCH EQUIVALENTS (FOR AVAILABLE SITES ONLY)	130	0	130	130
DEMAND – MATCH EQUIVALENTS FOR MATCHES AND TRAINING	89	7	96	96
CURRENT BALANCE FOR ALL AVAILABLE SITES ONLY	41	-7	34	34
CURRENT BALANCE FOR AVAILABLE SITES WITH SECURITY OF COMMUNITY USE	41	-7	34	34
LATENT DEMAND IN TEAMS*	0	0	0	
LATENT DEMAND IN MATCH EQUIVALENTS*	0	0	0	
PROJECTED NUMBER OF ADDITIONAL TEAMS*	1	0	1	
FUTURE ADDITIONAL DEMAND (FROM TGR)*	10	0	10	
FUTURE BALANCE FOR AVAILABLE SITES WITH SECURITY OF COMMUNITY USE	31	-7	24	24

*N.B. Figures corresponding to these descriptions are combined in the last column to reflect all matches, irrespective of surface used

4.42. Table 4.14 shows the supply and demand analysis for cricket provision in The Wolds sub-area:

- There is a total supply of 130 matches in grass wicket capacity, the equivalent of 26 grass wickets. There are no NTPs in this sub-area.
- There is demand for a total of 96 matches per season, with 89 of these being adult demand and a further 7 junior demand.
- All of the grass wickets in the sub-area are securely available for community use.
- If all demand is placed onto grass wickets, there is a spare capacity of 34 matches per season, equivalent to 7 grass wickets.
- The TGR analysis identifies just 1 additional team to be generated within this area. This is an adult team, projected to demand supply for an additional 10 matches per season.
- Such demand would decrease the level of spare capacity in the pitch supply from 34 matches per season to 24. This would leave the equivalent of 5 grass wickets of spare capacity per season in the sub-area by 2036.



4.43. All sub-areas except the Rural South East have over-capacity of grass cricket pitches, if NTPs are used for matches for the U13s and younger age groups.

CAPACITY ANALYSIS

4.44. The following section contains the summary of peak-time capacity analysis for cricket in Charnwood and its constituent sub-areas. Peak periods refer to the times when most cricket matches are scheduled in an area.

4.45. To assess the availability of cricket facilities at peak times, it has been assumed that the period of highest demand for cricket matches is on a Saturday afternoon for adult cricket and Sunday morning for junior cricket. The capacity analysis below takes account of peak period usage.

4.46. A full capacity analysis of each site can be found in the Technical Appendix E: Site-by-Site Analysis Cricket.


Table 4.15: Total peak time match slots available (on pitches available for community use)

SUB-AREA	PEAK TIME ANALYSIS	
	SATURDAY PM (ADULT) 1 SLOT AVAILABLE PER WEEK	MIDWEEK (JUNIOR) 4 SLOTS AVAILABLE PER WEEK
CHARNWOD FOREST	At Capacity	14
LOUGHBOROUGH	8	6
RURAL SOUTH EAST	At Capacity	At Capacity
SHEPSHED-HATHERN	1	2
SOAR VALLEY	5	17
THE WOLDS	1	4
CHARNWOD	15	41

4.47. Table 4.15 shows that there is availability for Saturday afternoon match slots. It also illustrates that when available pitches are considered, only Charnwood Forest and Rural South East are at capacity on Saturdays. Assuming any additional teams would play alternate weekends at home and away, there is available capacity for an additional 30 Saturday teams and 82 midweek teams.

4.48. However, there is no spare peak-time capacity for either adults or juniors in Rural South East sub-area.

4.49. Mid-week capacity is high because it is assumed that junior teams will play alternate weeks at home and away; with 4 match slots available, there is capacity for 8 junior teams per home ground. Juniors tend to have fewer matches than senior teams and may have coaching on their designated night of the week instead of a match, which means these teams are potentially placing demand on a ground of more than just 0.5 per week, i.e., two training nights over a two-week period is more demand than one home match. Also, this analysis assumes that pitch maintenance and renovation would take place during the day. However, given the nature of the volunteers that help with this part of the club's upkeep, much of the grounds maintenance may take place during the evening, meaning that there is no capacity to host matches during that match slot.




SCENARIO TESTING PREMIER LEAGUE GROUND CAPACITY

- 4.50. Some grounds face additional requirements as part of the teams using them for specific competitive play.
- 4.51. A team playing in the top level of amateur cricket in the borough, the Leicestershire Premier League, must comply with the following criteria:²⁴
- **For senior matches, the boundary should be a minimum of 55m from the centre point of the pitch in use and no greater than 70m;**
 - **Teams must play 11 home fixtures a season; and**
 - **No league matches may take place on artificial wickets.**
- 4.52. For the purposes of this scenario it is assumed that no site should have to use any wicket more than 3 times in a league season, meaning sites require 4 compliant pitches per square.
- 4.53. Table 4.16 shows that several sites hosting Leicestershire Premier League matches have issues complying with these requirements.

Table 4.16: Leicestershire Premier League, Ground Suitability

SITE NAME	SUB-AREA AND LOCATION	SCENARIO: SUITABLE FOR PREMIER LEAGUE CRICKET
BARKBY UNITED CRICKET CLUB	RURAL SOUTH EAST – Barkby, LE7 3QB	<ul style="list-style-type: none"> • 0 grass wickets are eligible for premier league cricket. • The main issue is the boundary to the west and north of the site being too close.
BARROW TOWN CC	SOAR VALLEY – Barrow-upon-Soar LE12 8PD	<ul style="list-style-type: none"> • 4 grass wickets are eligible for premier league cricket. • The club is able to host all the required home premier league fixtures.
PARK ROAD SPORTS GROUND	LOUGHBOROUGH – Loughborough, LE11 2ED	<ul style="list-style-type: none"> • 12 grass wickets are eligible for premier league cricket. • The club is able to host all the required home premier league fixtures.
ROTHLEY PARK CRICKET GROUND	SOAR VALLEY – Rothley, LE7 7QB	<ul style="list-style-type: none"> • 3 grass wickets are eligible under the league’s restrictions. • The club would only be able to host 9 of the 11 required home fixtures whilst remaining under-capacity. • Expansion to the north side boundary by 2 meters would increase the number of eligible wickets by 1 and therefore meet league requirements.
SILEBY TOWN CRICKET CLUB	SOAR VALLEY – Sileby, LE12 7UX	<ul style="list-style-type: none"> • First Team Pitch (East) – No grass wickets are eligible for premier league cricket due to the short boundary distance to the south (straight). • Second Team Pitch (West) – 8 grass wickets would be eligible under the requirements above (paragraph 4.51).
SYSTON CRICKET CLUB	SOAR VALLEY – Syston, LE7 1NH	<ul style="list-style-type: none"> • No grass wickets are eligible for premier league cricket. • The main issue is the boundary to the North and south of the site, being too close. • The club would not be able to host the required number of home games per season.

²⁴ http://www.landrci.net/UploadedImages/LandRci/generic_rules_and_playing_conditions_2016.pdf



IMPORTED DEMAND

4.54. In addition to the borough-based cricket demand, there is clear evidence of clubs based in neighbouring boroughs (primarily in the City of Leicester) which use facilities in Charnwood to meet demand.

4.55. Table 4.17 shows how this demand impacts across sites in Charnwood.


Table 4.17: Charnwood imported cricket demand

SITE USED	ADDRESS	CLUB / TEAM NAME	CAPTURED AS PART OF THE AUDIT	NUMBER OF TEAMS	MATCH SLOT	NUMBER OF MATCH EQUIVALENTS PER YEAR
NANPANTAN SPORTS GROUND	Loughborough – Watermead Lane, Loughborough, LE11 3TN	Fatana CC	Yes	1	Saturday PM	10
		Leuva Patidar CC	Yes	1	Saturday PM	10
SCHOOL LANE PLAYING FIELDS	Soar Valley – School Lane, Birstall, Leicester, LE4 4EA	Asian Sports CC	Yes	3	Saturday PM	30
DERBY ROAD PLAYING FIELDS	Loughborough – Cotton Way, Loughborough, LE11 5FJ	Aryans CC	Yes	1	Saturday PM	10
		City Cricketers	Yes	1	Saturday PM	10
		Leicester Lions	Yes	1	Saturday PM	10
IVESHEAD SCHOOL	Shepshed–Hathern Forest Street, Shepshed, Loughborough, LE12 9DB	Leicester Community Sports Cricket Academy	Yes	1	Saturday PM	10
TOTAL		7 CLUBS		9		90

4.56. Table 4.17 shows that there are an additional 90 match equivalents per season taking place in Charnwood from City of Leicester-based teams. This demand is primarily based at 3 sites: Nanpantan Sports Ground, School Lane Playing Fields and Derby Road Sports Ground.

4.57. Two of these three sites are owned by Charnwood Borough Council and managed on their behalf. This imported demand represents the majority of the use on these sites. If this demand were to be removed from Charnwood, it is unlikely these teams would be able to find adequate provision elsewhere. Furthermore, there is no evidence to suggest that the freeing up of these sites would generate any additional teams or demand within the borough.

4.58. Iveshead School will no longer be the home of Leicester Community Sports Cricket Academy from 2018. It is not yet known where this team will be located next year. The club has a stated desire to move to a home ground closer to the City of Leicester.



SITE BY SITE ANALYSIS

4.59. A comprehensive site-by-site analysis has been undertaken for cricket sites across Charnwood, which should be used as a reference point for future planning applications or development projects. Due to the length and complexity of the table, this has been included in Appendix E: Site-by-Site Analysis Cricket; however, the key findings are included in the analysis below.


CRICKET SUMMARY

4.60. This section summarises the findings from the cricket analysis, which forms the basis of the recommendations and action plan for Charnwood.


4.61. Table 4.18 includes the response to five key questions; these are asked for all PPS studies across the UK, in order to provide a standardised illustration of supply and demand for sports provision.

Table 4.18: Key PPS findings for cricket in Charnwood


KEY QUESTION	ANALYSIS
WHAT ARE THE MAIN CHARACTERISTICS OF THE CURRENT SUPPLY AND DEMAND FOR PROVISION?	<p>Supply</p> <p>The study has identified 46 cricket squares across 35 sites within the study area. These squares contain 409 grass wickets and 32 NTPs.</p> <p>The majority of supply is concentrated in the Soar Valley and Loughborough sub-areas. Soar Valley accounts for 38% of cricket squares in Charnwood (with 15 squares and 121 grass wickets). Together, Loughborough and Soar Valley sub-areas account for 65% of all squares in the borough. The Loughborough sub-area also has 18 of the 32 NTPs in the borough, representing 56% of all NTPs in the area.</p> <p>Demand</p> <p>The study has captured demand from 151 teams, including 86 senior men’s teams, 2 senior women’s teams and 63 junior teams. At present there are no dedicated girls’ junior teams; however, with the advent of All Stars cricket, the ECB is hopeful that one will be formed in the Borough in the near future.</p> <p>Together these teams produce enough demand for 1,760 matches per season.</p> <p>Demand is concentrated in the sub-areas of Loughborough and Soar Valley. Loughborough produces demand for 496 matches and Soar Valley for 561 matches per season. This represents 1,057 matches per season within these sub-areas. This equates to 60% of all demand for cricket in Charnwood.</p> <p>Although the split between senior and junior teams is relatively even (58%:42% in favour of senior teams), senior demand is significantly greater than junior demand. Senior demand for cricket produces 1,332 matches per season, compared to 428 matches of junior demand.</p> <p>It is also important to note that there is significant imported demand from the City of Leicester. Ninety matches per season are being played in Charnwood, but the teams and players tend to come from and would prefer to play in the City of Leicester (based on consultation feedback).</p>




KEY QUESTION	ANALYSIS
	<p>These teams are playing on Charnwood Borough Council-owned pitches (Nanpantan and Derby Road Playing Fields) and are utilising a significant amount of spare and peak-time capacity on these sites. The ECB has said that whilst the preference is that these teams should be provided home grounds in Leicester (as this will allow them to further develop their clubs), it is considered vital that they continue to be able to play somewhere within a commutable distance of the City. Should the supply in Charnwood cease to be available to these clubs, there is a risk they will not be able to find a pitch on which to play and will fold as a result. The ECB is currently working with the City of Leicester Council to identify potential sites to establish cricket pitches. Once established, these pitches are likely to reduce imported demand into Charnwood.</p>
<p>IS THERE ENOUGH ACCESSIBLE AND SECURED COMMUNITY USE PROVISION TO MEET CURRENT DEMAND?</p>	<p>Whilst there is generally enough spare capacity to meet current demand, there are parts of the borough that are limited in their growth potential for cricket participation, due to a lack of spare capacity.</p> <p>Carrying capacity</p> <p>Of the 35 sites captured in the study, 17 of them (49%) are managed by sports clubs. This infers a good level of security of tenure within the pitch stock, ensuring prolonged access to facilities in the medium- to long-term future.</p> <p>In the pitch supply, there is secured community access capable of meeting 1,855 matches per week. This represents 81% of all grass capacity in the borough.</p> <p>There is demand for 1,760 matches per year, leaving a spare capacity of 95 matches per year. This is the equivalent of 19 grass wickets of spare capacity per year.</p> <p>Of the NTPs, 23 of the 32 pitches within the borough are securely available for community use. Together, these 23 pitches carry a capacity of 1,380 matches per week.</p> <p>LCCC has requested a scenario to be modelled in which NTPs can only meet junior demand for U13 teams and younger. These teams currently produce two thirds of all junior demand in the Borough, which equates to 285 matches per season. Under this scenario, this demand can be offset from the demand on grass wickets and allocated to the NTP carrying capacity. Under this scenario, the supply and demand balance figure for securely available NTPs equals 1,095 matches of spare capacity per season.</p> <p>With demand from U13 teams redistributed to NTPs, the revised balance figure for spare capacity on grass wickets is 370 matches per season. Therefore, displacing U13 demand onto NTPs increases spare capacity for grass wickets from the equivalent of 19 wickets per season to 74 wickets per season.</p> <p>It should be noted that there are also some sub-areas currently operating at or close to an under-supply of capacity.</p> <p>Rural South East, for instance, is currently operating with a deficit of 165 match equivalents of capacity across the entire sub-area. Furthermore, Charnwood Forest has insufficient capacity to meet all demand for grass wickets, with a capacity balance of -10 under this scenario.</p>




KEY QUESTION	ANALYSIS
<p>IS THERE ENOUGH ACCESSIBLE AND SECURED COMMUNITY USE PROVISION TO MEET CURRENT DEMAND?</p>	<p>The sub-area is dependent on juniors playing on NTPs to offset demand for these pitches. The Shepshed–Hathern sub-area is similarly reliant on NTPs to offset demand, as its grass pitches would also be operating over-capacity if they had to meet all senior and junior demand in the sub-area.</p> <p>Peak-time capacity</p> <p>Whilst there is sufficient carrying capacity amongst the existing pitch stock to meet current demand, it should be noted that there are limitations due to a lack of peak-time capacity in some of the sub-areas in the Borough.</p> <p>Table 4.14 of the analysis above shows that both the Charnwood Forest and Rural South East sub-areas are at capacity during peak times.</p> <p>Furthermore, Shepshed–Hathern sub-area has just 1 peak–time match slot available on Saturday afternoons, as does The Wolds sub-area. This means that each sub-area can only cater for a maximum expansion of two teams before capacity is reached; any further growth in teams would mean teams have to use pitches outside of the sub-area.</p> <p>Carrying and peak–time capacity combined</p> <p>Combining the two sets of capacity analysis shows the status of each sub-area as follows:</p> <ul style="list-style-type: none"> • Charnwood Forest: At capacity on Saturday afternoons peak time but has sufficient carrying capacity to meet demand at other times. • Loughborough: Has 8 spare match slots at peak time and has sufficient carrying capacity to meet current demand. • Rural South East: The sub-area is at capacity during peak times for its pitches. The sub-area is also operating significantly over capacity in terms of carrying capacity. • Shepshed–Hathern: The sub-area has just 1 spare match slot on Saturday afternoons and is operating over capacity when all demand is placed on grass wickets. • Soar Valley: The sub-area has sufficient spare capacity at peak time to accommodate additional demand and has ample spare carrying capacity. • The Wolds: The sub-area has just 1 spare match slot on Saturday afternoons. This means the sub-area can only accommodate a maximum of two more teams; any further additional demand will be forced to use pitches in other sub-areas.
<p>IS THERE ENOUGH ACCESSIBLE AND SECURED COMMUNITY USE PROVISION TO MEET CURRENT DEMAND?</p>	<p>In summary, where there is most demand, in Soar Valley and in Loughborough sub-areas, there is sufficient capacity within the pitch stock to accommodate further demand. However, in the sub-areas where there is less activity, pitches are scarcer and although there is likely to be less growth, these areas are less able to cope with any increase to demand.</p>



KEY QUESTION	ANALYSIS
<p>IS THE PROVISION THAT IS ACCESSIBLE OF SUFFICIENT QUALITY AND APPROPRIATELY MAINTAINED?</p>	<p>The quality of pitches in the Borough should be considered as fair. Of the 45 squares quality assessed (one square was not assessed), 41 are considered either standard or good. 51% of pitches in the borough are considered good and just 4 pitches (11%) are considered poor.</p> <p>Of the 35 sites, 17 are managed by clubs. This tends to have a positive effect on the quality of pitches, as club volunteers or associates take great pride in the quality of the wickets they produce.</p> <p>In the site-by-site commentary, more issues have been raised regarding the condition of pavilions and ancillary facilities in general. This follows a similar trend as the football analysis, which identifies a similar response from site users.</p> <p>Dog-fouling and antisocial behaviour on-site was raised as an issue for teams.</p> <p>Six sites in Charnwood host Leicestershire Premier League matches. Of these, four grounds do not meet the requisite requirements for the league; they risk relegation should the league committee decide to exclude clubs using sites that cannot meet the league criteria.</p>
<p>WHAT ARE THE MAIN CHARACTERISTICS OF THE FUTURE SUPPLY AND DEMAND FOR PROVISION?</p>	<p>33 teams have been identified as part of the projected growth analysis. Only 1 of these teams is identified from the latent demand analysis – a junior team – whilst the others are all projected to be produced by the growth in population.</p> <p>Of the 32 teams projected by the TGR, 21 are adult teams and 11 are junior teams.</p> <p>The adult teams are projected to require demand for 210 matches per year, whilst the 12 junior teams (TGR and latent demand analysis combined) are projected to produce demand for 96 matches per week. In total future teams are projected to produce an additional 308 matches per season by 2036.</p> <p>The ECB is also keen to point out that this figure is based on current conversion of population into players. However, through the national success of All Stars cricket and the significant uptake of the programme amongst Charnwood clubs, the ECB is confident that this success will be translated into additional demand for junior boys' and girls' cricket in the short term, and for senior men's and women's cricket in the medium term.</p> <p>It is important that clubs in Charnwood have the opportunity to capitalise on the opportunity presented by All Stars cricket.</p> <p>It should also be noted that the ECB is working with the City of Leicester Council to identify potential new sites for cricket within the City itself. Should this be realised, there is the possibility of there being 90 fewer matches played in the borough in the short term.</p> <p>This would help to provide the borough with additional peak-time capacity on a Saturday should adult demand increase in the short term, as well as the medium- to long-term growth projected by the TGR analysis.</p>



KEY QUESTION	ANALYSIS
<p>IS THERE ENOUGH ACCESSIBLE AND SECURED COMMUNITY USE PROVISION TO MEET FUTURE DEMAND?</p>	<p>In terms of carrying capacity, if all demand is reliant on grass wickets, then the Borough will be operating over capacity by 203 matches per season by 2036.</p> <p>Under this scenario, Charnwood Forest sub-area will be over capacity by 56 matches per season, Loughborough sub-area will have just 36 matches of spare carrying capacity per season, the Rural South East sub-area will be over capacity by 201 matches per season, Shepshed–Hathern sub-area will be over capacity by 30 matches per season, Soar Valley sub-area will operate with just 24 matches of spare capacity per season, and The Wolds sub-area will operate with 24 spare matches of carrying capacity per season.</p> <p>In total, Charnwood is projected to have an additional 21 senior teams by 2036 but has just 15 spare peak-time match slots. The borough has 9 teams of imported demand all playing at peak time, which, if they were to return to Leicester, would provide the spare capacity needed to meet projected demand at peak times.</p> <p>This situation is described further in the following sub-areas:</p> <p>Charnwood Forest is projected to have an additional 3 teams by 2036. The sub-area does not have any additional capacity on Saturdays (peak time for senior men’s teams) and would therefore either need new pitches to be brought into the active pitch stock, to develop new pitches in the sub-area, or to ask teams formed in this sub-area to play in Loughborough or Soar Valley.</p> <p>This demand may be offset in the Loughborough sub-area, where there is spare capacity for an additional 8 teams. However, Loughborough itself is projected to have an additional 7 adult teams by 2036; under this scenario, the sub-area would have the equivalent of just one team capacity. It should be noted that should the imported demand from Leicester be found home grounds outside of the borough, Loughborough will gain an additional 5 match equivalents per week. Therefore, if all of the imported demand can be removed in the short to medium term future, Loughborough will have sufficient spare capacity to accommodate 6 teams on Saturday afternoons.</p> <p>Shepshed–Hathern is projected to have an additional two teams based on the TGR analysis. However, due to the development of a major SUE in close proximity to the sub-area, this figure may rise further. This sub-area has no spare capacity on Saturday afternoons and one pitch is being used by a Leicester-based team. Therefore, if this imported demand can be relocated in the short- to medium-term, Shepshed–Hathern will have spare capacity to accommodate one team on Saturday afternoons.</p> <p>Charnwood Borough Council should work with the ECB and LCCC to determine whether the best approach to increase capacity on Saturdays would be to bring an existing pitch into regular use, develop a new pitch or to encourage any newly forming teams to use spare sites in the neighbouring Loughborough sub-area.</p> <p>In Soar Valley, there are 6 free match slots on Saturday afternoons; projected demand equates to a further 5 teams by 2036. Therefore, the sub-area has enough capacity to meet projected demand. The sub-area has one Leicester team playing in it on Saturday afternoons, which could be relocated from the area if an alternative home ground could be found in the City. However, it is worth noting that this sub-area could also see demand increase disproportionately due to the development of a SUE in the South of the borough.</p>




KEY QUESTION	ANALYSIS
<p>IS THERE ENOUGH ACCESSIBLE AND SECURED COMMUNITY USE PROVISION TO MEET FUTURE DEMAND?</p>	<p>Due to the proximity of the development, players moving to the area may look to join the established clubs within this sub-area. Should this be the case, Charnwood Borough Council should work with the ECB and the LCCC to determine if further pitches can be brought into community use, if new pitches should be developed or if demand can be moved to another sub-area, possibly Loughborough.</p> <p>To meet demand, there will be one additional men’s team in The Wolds by 2036; there is one match slot in which to accommodate this. The sub-area should therefore have adequate provision to meet demand for 1 additional team to play on Saturdays.</p> <p>The above analysis shows that whilst there is limited spare capacity during Saturdays in the more rural sub-areas, most of the demand projected for the borough is expected to be focused in the Loughborough and Soar Valley sub-areas.</p> <p>It is believed that this shows an accurate picture of how future demand is likely to be distributed, as many of the well-established and successful clubs within the area are, at least in the short- to medium-term, most likely to attract senior players moving into the area.</p> <p>As most of the larger clubs are located in Loughborough and Charnwood, it is therefore likely that growth in demand for senior cricket will be highest in these sub-areas.</p> <p>As for junior cricket, there are enough match slots to accommodate 41 additional teams in the borough. Most sub-areas have significant spare capacity to accommodate junior demand, with the exceptions of Rural South East and Shepshed–Hathern. In the event that these sub-areas have a significant increase in demand for junior cricket, it is recommended that Charnwood Borough Council works with the ECB and LCCC to determine whether existing pitches can be brought into community use, if new pitches should be developed, or if demand would be best relocated to a neighbouring sub-area.</p> <p>The development of pitches in the SUEs could help to address the existing under-supply of pitches in the Borough, and specifically for the sub-areas Shepshed–Hathern and Charnwood Forest.</p>

4.62. Table 4.18 summarises the key findings for cricket and identifies the parts of the analysis that should be considered by the PPS steering group moving forward.

4.63. To develop this further, Table 4.19 below provides overarching recommendations for cricket in Charnwood. These are cross-referenced to the strategy and action plan section of the PPS.

Table 4.19: Recommendations for Cricket in Charnwood

CRICKET RECOMMENDATIONS
<p>This response highlights identified key themes and provides overarching recommendations that should be addressed by the specific recommendations for each site, which are set out in Appendix E: Site-by-Site Analysis Cricket and in the action plan at the end of the PPS document.</p> <p>Recommendation C1: All facilities identified in the site-by-site analysis (Appendix E: Site-by-Site Analysis Cricket) should be protected as ‘Playing Fields’ in the Local Plan, unless otherwise stated.</p>




CRICKET RECOMMENDATIONS

Justification: The site-by-site analysis above sets out the reasons for each site’s protection (if stated). More generally, protecting playing fields and playing pitch sites is seen as essential to providing residents with the opportunity to exercise and participate in sport and physical activity. This protection enhances the ability of Sport England and Charnwood Borough Council to protect facilities from urban development where possible. It also helps to ensure that these sites are adequately and appropriately replaced should they be lost to regular cricket use through development.

Recommendation C2: Sites identified as being of poor quality should be prioritised for investment to improve playing pitch provision.


The following sites have been identified to have ‘poor’ quality facility elements:

SITE	SUB-AREA	AVAILABLE FOR SECURED COMMUNITY USE?	FACILITY FOR IMPROVEMENT			
			GRASS WICKETS	ARTIFICIAL WICKET	NON-TURF PRACTICE NETS (NTNS)	OUTFIELD
BARROW TOWN CRICKET CLUB	SOAR VALLEY – Barrow-upon-Soar, LE12 8PD	Y		Y		
BURTON LANE RECREATION GROUND	THE WOLDS – Burton Lane, Wymeswold, Loughborough, LE12 6UN	Y			Y	
COSSINGTON RECREATION	RURAL SOUTH EAST – Platts Lane, Cossington, LE7 4UZ	Y	Y			Y
DERBY ROAD SPORTS GROUND	LOUGHBOROUGH – Thorpe Hill, Loughborough	Y				Y
DE LISLE COLLEGE	LOUGHBOROUGH – Loughborough Cotton Way, Loughborough, LE11 5FJ	Y		Y		
IVESHEAD SCHOOL	SHEPSHED–HATHERN – Forest Street, Loughborough, LE12 9DB	N	Y			
LOUGHBOROUGH CARILLON CRICKET CLUB	LOUGHBOROUGH – Loughborough, LE11 1ST	Y			Y	



CRICKET RECOMMENDATIONS

SITE	SUB-AREA	AVAILABLE FOR SECURED COMMUNITY USE?	FACILITY FOR IMPROVEMENT			
			GRASS WICKETS	ARTIFICIAL WICKET	NON-TURF PRACTICE NETS (NTNS)	OUTFIELD
NEWTOWN LINFORD CRICKET CLUB	CHARNWOOD FOREST – Newtown Linford LE6 0AD	Y		Y		
RATCLIFFE COLLEGE	RURAL SOUTH EAST – Ratcliffe on the Wreake, LE7 4SG	N	Y			
ROTHLEY PARK CRICKET GROUND	SOAR VALLEY – Rothley, LE7 7QB	Y		Y	Y	
ST WINEFRIDE'S CATHOLIC PRIMARY SCHOOL	SHEPSHED–HATHERN – Shepshed-Hathern, LE12 9AE	N		Y		
SHEPSHED CRICKET CLUB (MORLEY LANE AND PUDDING BAG LANE)	SHEPSHED–HATHERN – Shepshed, LE12 9EU; and SHEPSHED–HATHERN – Shepshed, LE12 9GD	Y			Y	
SYSTON RUGBY FOOTBALL CLUB	SOAR VALLEY – Syston, LE7 3FE	Y		Y		
THE CEDARS ACADEMY	SOAR VALLEY – Wanlip Lane, Birstall, Leicester, LE4 4GH	N		Y		
THE ROUNDHILL ACADEMY SPORTS GROUND	SOAR VALLEY – Thurmaston LE4 8GQ	N		Y		
WALTON-ON-THE-WOLDS CRICKET CLUB	THE WOLDS – Walton-on-the-Wolds, LE12 8HT	Y	Y			
WOODBROOK VALE HIGH SCHOOL	LOUGHBOROUGH – Grasmere Road, Loughborough, LE11 2ST	N		Y		



CRICKET RECOMMENDATIONS

Justification: It is important that any pitches where quality is highlighted as needing improvement are prioritised for investment to maintain playing capacity. The health and safety of participants needs to be assured in relation to both the playing pitch and ancillary facilities.

Recommendation C3: The England and Wales Cricket Board (ECB) and Leicestershire County Cricket Club (LCCC) should work with the clubs to install non-turf pitches (NTPs) when junior demand becomes too great to be met by grass wickets alone.


Examples of sites that should be considered for a new or replacement NTP for this strategic purpose:

SITE	SUB-AREA AND LOCATION	AVAILABLE FOR SECURED COMMUNITY USE?	NEW / REPLACEMENT NTP
CAVES FIELD	SOAR VALLEY – Quorn LE12 8EP	Y	Y
CROPSTON CRICKET CLUB	CHARNWOOD FOREST – Cropston Road, Anstey, LE7 7BP	Y	Y
DE LISLE COLLEGE	LOUGHBOROUGH – Thorpe Hill, Loughborough	Y	Y
LOUGHBOROUGH GREENFIELDS SPORTS AND SOCIAL CLUB	LOUGHBOROUGH – Loughborough, LE11 3HZ	Y	Y
NEWTOWN LINFORD CRICKET CLUB	CHARNWOOD FOREST – Newtown Linford, LE6 0AD	Y	Y

Justification: The analysis shows that whilst there is sufficient supply to meet demand, the area is dependent on grass wicket capacity being ‘topped up’ by NTP capacity to meet junior demand. Also, due to the increase in bounce provided by the surface, NTPs are considered to provide a preferred facility for U13 junior cricket.

This is because the extra bounce aids better technical development for young players and requires less maintenance and preparation than grass wickets.

Recommendation C4: The England and Wales Cricket Board (ECB) and Leicestershire County Cricket Club (LCCC) should work with the clubs to help finance the installation of fixed practice nets where clubs require them. Sites with developed or developing junior sections should be considered the priority for this provision.



CRICKET RECOMMENDATIONS

Examples of sites that should be considered for new or replacement practice nets for this strategic purpose include:

SITE	SUB-AREA AND LOCATION	AVAILABLE FOR SECURED COMMUNITY USE?	NEW / REPLACEMENT PRACTICE NETS
NANPANTAN SPORTS GROUND	LOUGHBOROUGH – Watermead Lane, Loughborough, LE11 3TN	Y	Y
SCHOOL LANE FIELDS	SOAR VALLEY – School Lane, Birstall, Leicester, LE4 4EA	Y	Y


Justification: Fixed practice nets are considered to aid technical development of both junior and senior players. They also enhance the quality and appeal of a cricket facility from a users’ perspective. Several key sites in the area do not currently have fixed practice nets and clubs have expressed a desire to provide them on-site.

Recommendation C5: Where appropriate, the England and Wales Cricket Board (ECB) and Leicestershire County Cricket Club (LCCC) should also work with clubs to encourage establishment of a group of qualified volunteers for each ground to undertake pitch preparation and maintenance. They should also help to ensure that these volunteers have access to the latest knowledge and best practice regarding pitch maintenance and preparation techniques.

Furthermore, the ECB and the LCCC should ensure that each club is adequately equipped with appropriate maintenance equipment to produce a good quality surface.

Examples of sites that should be engaged in pitch maintenance support include:

SITE	SUB-AREA AND LOCATION	AVAILABLE FOR SECURED COMMUNITY USE?	PITCH MAINTENANCE SUPPORT
COSSINGTON RECREATION GROUND	RURAL SOUTH EAST – Platts Lane, Cossington, LE7 4UZ	Y	Y
LOUGHBOROUGH CHARNWOOD OLD BOYS CC	LOUGHBOROUGH – Loughborough, LE11 3QU	N	Y
MORLEY LANE CRICKET GROUND	SHEPSHED–HATHERN – Shepshed, LE12 9EU	Y	Y



CRICKET RECOMMENDATIONS			
SITE	SUB-AREA AND LOCATION	AVAILABLE FOR SECURED COMMUNITY USE?	NEW/REPLACEMENT PRACTICE NETS
PASTURE LANE PLAYING FIELDS	SHEPSHED-HATHERN – Pasture Lane, Hathern, Loughborough, LE12 5LJ	Y	Y
PUDDING BAG LANE	SHEPSHED-HATHERN – Shepshed, LE12 9GD	Y	Y
WALTON-ON-THE-WOLDS CRICKET CLUB	THE WOLDS – Walton-on-the-Wolds, LE12 8HT	Y	Y

Justification: The quality of the pitches in the area is currently considered to be good. This is due to strong volunteer engagement across many club sites. However, there is a risk that if clubs lose their volunteer maintenance providers, replacing them would either take time or significant unforeseen expense.


Recommendation C6: Charnwood Borough Council, the England and Wales Cricket Board (ECB) and Leicestershire County Cricket Club (LCCC) should work with clubs to discourage antisocial behaviour on sites. Required measures are likely to be specific to each site but this may include better fencing and barriers as well as CCTV, where appropriate. Park Road Sports Ground has been identified as requiring measures to reduce antisocial behaviour. However, all partners should seek to work with clubs if and when such issues develop.

Justification: Multiple sites across several sports have reported issues around antisocial behaviour. This can have a significant impact on clubs, not just in terms of refurbishing or replacing the facilities or equipment that is lost or damaged, but also in terms of increasing insurance premiums which can be detrimental to a club's financial security.

Recommendation C7: The ECB and the LCCC should continue to work with clubs to improve ancillary facilities including pavilions, fencing, car parking or other non-playing facility elements. This may include support and involvement from Charnwood Borough Council where planning permission to extend or rebuild pavilions is required.

Clubs that have been identified as requiring improved ancillary facilities include:


SITE	SUB-AREA AND LOCATION	AVAILABLE FOR SECURED COMMUNITY USE?	FACILITY FOR IMPROVEMENT		
			FENCING	STORAGE	PAVILION
BARROW TOWN CRICKET CLUB	SOAR VALLEY – Barrow-upon-Soar, LE12 8PD	Y	Y	Y	
BURTON LANE RECREATION GROUND	THE WOLDS – Burton Lane, Wymeswold, Loughborough, LE12 6UN	Y		Y	



CRICKET RECOMMENDATIONS

SITE	SUB-AREA AND LOCATION	AVAILABLE FOR SECURED COMMUNITY USE?	FACILITY FOR IMPROVEMENT		
			FENCING	STORAGE	PAVILION
CAVES FIELD (PAVILION)	SOAR VALLEY – Quorn LE12 8EP	Y			Y
COSSINGTON RECREATION GROUND (PAVILION)	RURAL SOUTH EAST – Platts Lane, Cossington, LE7 4UZ	Y			Y
CROPSTON CC (PAVILION)	CHARNWOOD FOREST – Cropston Road, Anstey, LE7 7BP	Y			Y
DERBY ROAD SPORTS GROUND (PAVILION)	LOUGHBOROUGH – Thorpe Hill, Loughborough	Y			Y
MORLEY LANE CRICKET GROUND (PAVILION)	SHEPSHED–HATHERN – Shepshed, LE12 9EU	Y			Y
NANPANTAN SPORTS GROUND (PAVILION)	LOUGHBOROUGH – Watermead Lane, Loughborough	Y			Y
PUDDING BAG LANE (PAVILION)	SHEPSHED–HATHERN – Shepshed, LE12 9GD	Y			Y
SCHOOL LANE PLAYING FIELDS (PAVILION)	SHEPSHED–HATHERN – Shepshed, LE12 9GD	Y			Y
SILEBY TOWN CRICKET CLUB (PAVILION)	SOAR VALLEY – Sileby, LE12 7UX	Y			Y
SYSTON RUGBY FOOTBALL CLUB (PAVILION)	SOAR VALLEY – Syston, LE7 3FE	Y			Y


Justification: Several clubs have reported a desire to improve their changing rooms and ancillary facilities. Many of these are showing significant signs of ageing. Improving changing facilities will make facilities more attractive to players and can help the clubs gain additional revenue through pavilion hire and increased bar revenue.



CRICKET RECOMMENDATIONS

Recommendation C8: Charnwood Borough Council should continue to accommodate imported demand from Leicester on local authority managed facilities. However, it should work with the England and Wales Cricket Board (ECB) and Leicestershire County Cricket Club (LCCC) and City of Leicester Council to migrate this demand back to Leicester.

Justification: There is sufficient peak time capacity to meet current demand. However, there is not enough existing capacity to meet the projected level of senior demand by 2036. Imported demand from Leicester is currently occupying 9 match slots on Saturdays in Charnwood. The relocation of this demand from Charnwood will provide enough spare peak time capacity for all projected future demand to be met within the existing community pitch stock.



5 RUGBY UNION

INTRODUCTION AND STRATEGIC CONTEXT

5.1. The Rugby Football Union (RFU) is the national governing body responsible for grassroots and elite rugby in England, with the annual season operating from September to April.

RFU STRATEGIC PLAN (2017 - 2021)

5.2. In October 2017, the RFU published its strategic plan, with the overall objective of being England's strongest sport, underpinned by good governance and regulation, as well as increased investment in the game to drive elite performance and community participation.

5.3. The following key areas of focus are particularly relevant for this strategy;


- **Protect our clubs: Support clubs to protect themselves against risks to sustainability in the key areas of leadership, facilities and finances. Support clubs to meet all their statutory and regulatory obligations;**
- **Expand places to play through Artificial Grass Pitches: Install and manage strategically placed Artificial Grass Pitches (AGPs) nationwide, increasing playing opportunities for the 15-a-side game and other variants in communities where natural turf pitches are significantly overused. Improve access to rugby in non-traditional and urban areas;**
- **Engage new communities in rugby: Increase female player numbers, with more teams and matches, expansion in the education environment and transitioning more players to clubs; and**
- **Grow the grassroots game: Increase the number of active male and female (14+) 15-a-side teams by 10%. Increase the number of 15-a-side matches played by 20%. Increase the number of active rugby union players by 10%.**

5.4. The objectives and targets of the RFU are referenced throughout this strategy and utilised to prioritise facility development projects as part of the recommendations and action plan section.

RFU FACILITIES STRATEGY (2014 - 2018)

5.5. The RFU Facility Strategy (2014) includes the following objectives and priorities relevant to the PPS:

- **The core aims of the RFU are to create effective and efficient facilities, management and governance along with community integration; and**
- **Facility priorities include improving changing provision, natural turf pitch quality, AGPs and floodlighting for both matches and training. These affect commercial opportunities within community clubs.**



SUPPLY


QUANTITY OVERVIEW

- 5.6. Seventeen sites in Charnwood provide at least one rugby union pitch. There are 30 senior pitches and 8 junior pitches. Only 13 (45%) of these 38 pitches are used by community clubs and therefore considered “available for community use.” These 13 pitches are located across 6 sites. The ownership of the rugby sites across the study area and the number of pitches are shown in Table 5.1, to reflect the significance of each ownership and management type.

Table 5.1: Ownership of Rugby Pitches in Charnwood

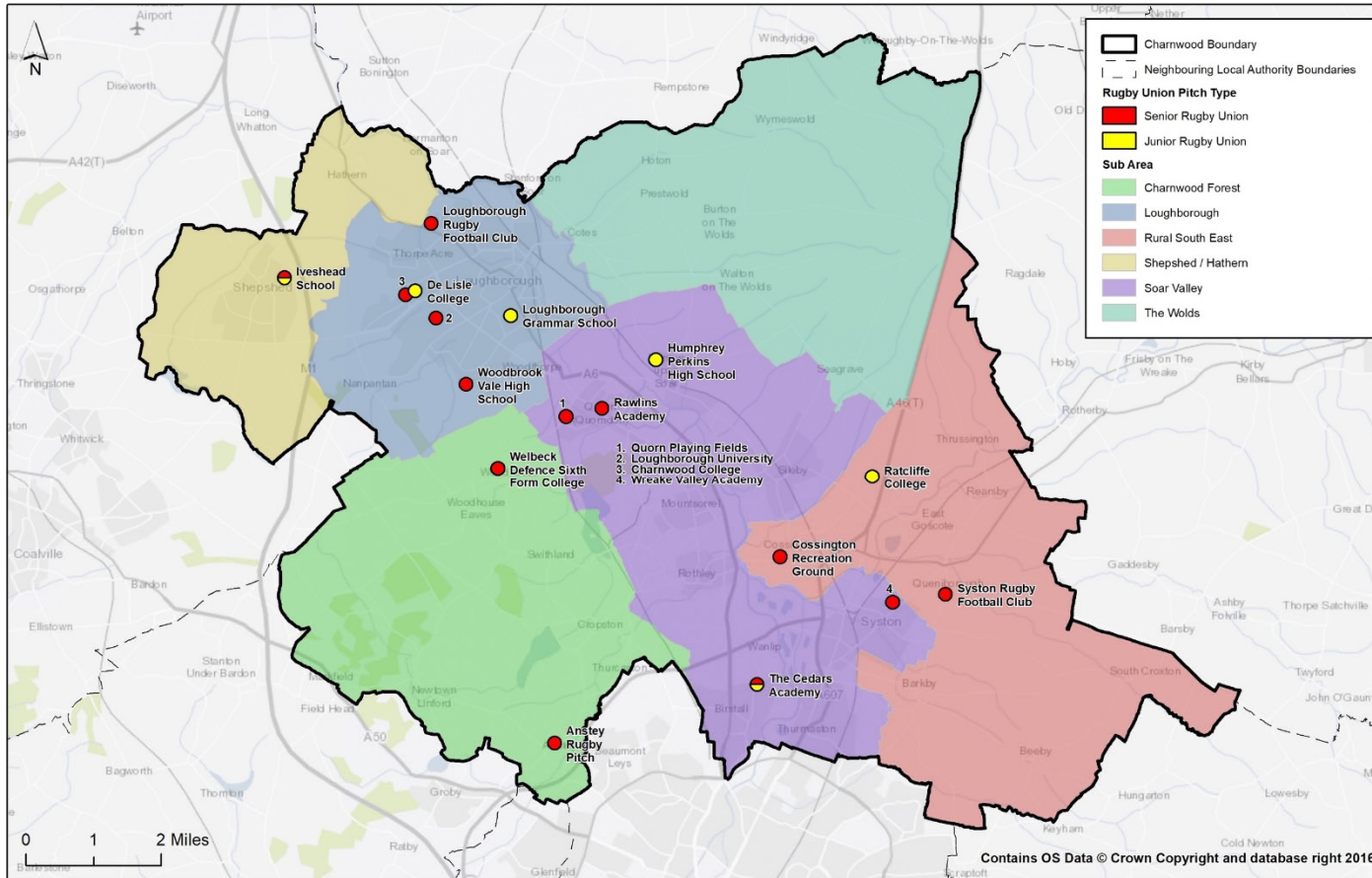
ORGANISATION TYPE	OWNERSHIP	MANAGEMENT
ACADEMIES	7	7
CHARITY / TRUST	1	1
LEICESTERSHIRE COUNTY COUNCIL	1	0
LOUGHBOROUGH ENDOWED SCHOOLS (OTHER INDEPENDENT SCHOOL)	2	2
LOUGHBOROUGH UNIVERSITY (FURTHER EDUCATION)	1	1
MOD	1	0
PARISH COUNCIL	1	0
PRIVATE	1	1
SPORTS CLUB	2	3
MINERVA CONSORTIUM (COMMERCIAL)	0	1
SCHOOL (IN HOUSE)	0	1

- 5.7. Table 5.1 shows that there are various types of different organisations involved in the ownership and management of rugby sites in Charnwood. The table also shows that 41% of rugby pitches in the Borough are based at academies. This has significant implications for the long-term security of community access to these pitches. This is because academies tend not to grant long-term security of tenure to community clubs and, in some cases, may not open their facilities to the community at all. This can be dependent on the personality of the academy leadership and their commitment to having their facilities used by the community.
- 5.8. Two sites are owned by sports clubs and a further site is managed by a sports club. This means that 50% of clubs manage their home site. This again has significant implications for rugby, because typically when clubs have some control of the management of their home site, they are able to better mobilise volunteers to help care for the site, especially at times when additional maintenance is required. In some circumstances this can be more beneficial for clubs than using professional grounds maintenance staff, who can be expensive and less flexible in the number of hours they are required to work.



5.9. Map 5.1 shows the geographic location of the rugby pitches across the study area and illustrates that the current supply is predominantly in the Loughborough and the Soar Valley sub-areas.

Map 5.1: Rugby Union pitch sites in Charnwood



Rugby Union sites by pitch type in Charnwood



5.10. Table 5.2 summarises details of the rugby sites in Charnwood and illustrates where there is secured community use.





Table 5.2: Rugby sites detailing security of community use

SITE NAME	POSTCODE	SETTLEMENT	SUB-AREA	COMMUNITY USE ON SITE	SECURITY OF USE	OWNERSHIP	PITCHES	
							ADULT	JUNIOR/ MINIS
ANSTEY RUGBY PITCH	LE7 7EB	Anstey	Charnwood Forest	Available	Secured	Anstey Parish Council	1	0
CHARNWOOD COLLEGE	LE11 4SQ	Loughborough	Loughborough	Available	Unsecured	David Ross Education Trust (Academy Trust)	1	0
COSSINGTON RECREATION GROUND	LE7 4UZ	Cossington	Rural South East	Available	Secured	Platts Charity	1	0
DE LISLE COLLEGE	LE11 4SQ	Loughborough	Loughborough	Not Available	Unsecured	Blessed Cyprian Tansi Catholic Academy Trust	0	1
HUMPHREY PERKINS HIGH SCHOOL	LE12 8JU	Barrow-upon-Soar	Charnwood Forest	Available	Unsecured	Humphrey Perkins Academy Trust	0	1
IVESHEAD SCHOOL	LE12 9DB	Shepshed	Shepshed–Hathern	Available	Unsecured	Leicestershire County Council	1	1
LOUGHBOROUGH GRAMMAR SCHOOL	LE11 2DU	Loughborough	Loughborough	Not Available	Unsecured	Loughborough Endowed Schools	0	2
LOUGHBOROUGH RUGBY FOOTBALL CLUB	LE11 5FJ	Loughborough	Loughborough	Available	Secured	Charnwood Borough Council (club has lease until 2060)	3	0
LOUGHBOROUGH UNIVERSITY	LE11 3TU	Loughborough	Loughborough	Not Available	Unsecured	Loughborough University	3	0
QUORN PLAYING FIELDS	LE12 8AJ	Quorn	Soar Valley	Not Available	Unsecured	Loughborough Endowed Schools	6	0
RATCLIFFE COLLEGE	LE7 4SG	Ratcliffe-on-the-Wreake	Rural South East	Not Available	Unsecured	Ratcliffe College - Private	0	2
RAWLINS ACADEMY	LE12 8DY	Quorn	Soar Valley	Available	Secured	Rawlins Academy Trust	1	0
SYSTON RUGBY FOOTBALL CLUB	LE7 3FE	Queniborough	Rural South East	Available	Secured	Syston Rugby Football Club	5	0
THE CEDARS ACADEMY	LE4 4GH	Birstall	Soar Valley	Available	Unsecured	Lion Heart Academy Trust	1	1
WELBECK DEFENCE SIXTH FORM COLLEGE	LE12 8WD	Woodhouse Eaves	Charnwood Forest	Available	Unsecured	Ministry of Defense (MOD)	4	0
WOODBROOK VALE HIGH SCHOOL	LE11 2ST	Loughborough	Loughborough	Available	Unsecured	Woodbrook Vale High School Academy Trust	2	0
WREAKE VALLEY ACADEMY	LE7 1LY	Syston	Soar Valley	Available	Unsecured	Wreake Valley Academy Trust	1	0
TOTAL							30	8



QUALITY ASSESSMENT

- 5.11. Each site was visited and assessed by 4global using non-technical assessments as determined by the RFU. The methodology for assessing rugby pitch quality analyses two key elements: the maintenance programme and level of drainage.
- 5.12. Each pitch is scored and classified under one of three categories. These represent actions required to improve site quality. A description of each of the two scoring elements and three respective categories is provided in the following two tables. Further detail on this process can be seen in Technical Appendix F: Site-by-Site Analysis Rugby Union.

Table 5.3: Rugby pitch maintenance quality assessment specifications ²⁵

CATEGORY	OVERALL QUALITY RATING
MO	Action requires significant improvements to the maintenance programme
M1	Action requires minor improvements to the maintenance programme
M2	Action requires no improvements to the maintenance programme

Table 5.4: Rugby pitch drainage quality assessment specifications ²⁶

CATEGORY	OVERALL QUALITY RATING
DO	Action on pipe draining system is needed on pitch
D1	Action on silt drainage system is needed on pitch
D2	No action is needed on pitch drainage

- 5.13. The above scores (Tables 5.3 and 5.4) are then combined to provide a match equivalent capacity, as calculated in Table 5.5. Depending on the score given to a site, a pitch is assigned a certain carrying capacity, which can then be used to calculate the overall capacity of a site.

Table 5.5: Match equivalent calculation ²⁷

DRAINAGE	MAINTENANCE		
	POOR (MO)	STANDARD (M1)	GOOD (M2)
NATURAL INADEQUATE (DO)	0.5	1.5	2
NATURAL ADEQUATE (D1)	1.5	2	3
PIPE DRAINED (D2)	1.75	2.5	3.25
PIPE AND SLIT DRAINED (D3)	2	3	3.5

- 5.14. Table 5.6 summarises the quality assessment results for those sites currently used by the community. Full details of the consequent carrying capacity allocations of each site by pitch type can be found in Technical Appendix F: Site-by-Site Analysis Rugby Union.

²⁵ Source: RFU PPS Guidance

²⁶ Source: RFU PPS Guidance

²⁷ Source: Sport England PPS Guidance – RFU Appendices (<http://goo.gl/em3wyj>; 2015)





Table 5.6: Pitches by match equivalent calculation ²⁸

DRAINAGE	MAINTENANCE		
	POOR (M0)	STANDARD (M1)	GOOD (M2)
NATURAL INADEQUATE (D0)	4	0	0
NATURAL ADEQUATE (D1)	10	1	0
PIPE DRAINED (D2)	4	6	13
PIPE AND SLIT DRAINED (D3)	0	0	0

- 5.15. Table 5.6 shows that across all pitches in the borough, 18 (47%) are recorded as receiving poor maintenance (M0). Table 5.5 shows that the maximum carrying capacity of a pitch receiving poor maintenance is considered to be just 2 match equivalents per week. All pitches receiving poor quality maintenance (M0) are either education sites (mostly managed by academies) or club pitches.
- 5.16. Of the 18 pitches currently receiving poor maintenance, 4 are considered to have inadequate drainage, which means that these pitches are considered to have the lowest possible carrying capacity of 0.5 match equivalents per week. A further 10 pitches have drainage that is classified as “natural adequate.” This means that these pitches have a carrying capacity of 1.5 matches per week.
- 5.17. 13 pitches (34%) are recorded as receiving “good” maintenance (M2). All of these pitches are pipe-drained, meaning they have a carrying capacity of 3.25 match equivalents per week. All of the pitches with good (M2) maintenance are located on private education sites (Loughborough University and Quorn Playing Fields – Loughborough Endowed Schools).
- 5.18. Loughborough RFC and Syston RFC have 1 pitch and 2 good standard pitches respectively; these are recorded as receiving standard (M1) levels of maintenance. However, the maintenance on the rest of the pitches on these sites is considered poor (M0). All the other pitches receiving standard (M1) maintenance are private education sites (Ratcliffe College and Welbeck Defence Sixth Form College).



DEMAND


CURRENT DEMAND

5.19. Six clubs have been identified as playing in Charnwood. Their home grounds and the number of competitive teams they field is detailed in Table 5.7.

Table 5.7: Rugby Club profiles for responding clubs ²⁹

CLUB	HOME GROUND	SUB-AREA AND LOCATION	NO. OF COMPETITIVE TEAMS					TOTAL
			ADULTS		JUNIOR (U13–18)		MINI / MIDI (U7–12)	
			MEN'S	LADIES'	BOYS'	GIRLS'		
ANSTEY RFC	Anstey Rugby Pitch	CHARNWOOD FOREST, Anstey	1	0	0	0	0	1
LOUGHBOROUGH COLLEGE	Loughborough RFC	LOUGHBOROUGH, Loughborough	0	0	1	1	0	2
LOUGHBOROUGH RFC			4	1	7	1	6	19
QUORN RFC	Rawlins Academy	SOAR VALLEY, Quorn	1	0	0	0	0	1
SHEPSHED RFC	Iveshead School	SHEPSHED–HATHERN – Shepshed	1	0	0	0	2	3
SILEBY VIKINGS RFC	Cossington Recreation Ground	RURAL SOUTH EAST, Cossington	2	1	0	0	0	3
SYSTON RFC	Syston RFC	SOAR VALLEY, Queniborough	4	0	6	0	4	14
TOTAL			13	2	14	2	12	43

²⁹ Source: PPS club consultations




5.20. All clubs were invited to take part in the rugby consultation. Table 5.8 shows a summary of the consultation feedback provided by the clubs with the highest number of teams.

CHARNWOOD SUPPLY AND DEMAND

Table 5.8: Summary of demand consultations from rugby clubs in Charnwood

CLUB	CONSULTATION SUMMARY
SYSTON RFC	<p>This club has 14 teams, ranging from under 8s to a senior men’s first team. All teams are accommodated at Syston RFC, where there are five full-sized pitches. Two of these are designated for training purposes. All five pitches are used for matches, along with another 9 mini pitches on site. The club owns the rugby club facilities that act as a sporting hub in the area, also playing host to sports such as cricket, tennis and jujitsu. The membership costs contribute significantly to the upkeep of the facilities. The club currently pays for a groundsman to maintain the site and is looking to add one more mini team to their structure. The club is not undertaking any major developments at the moment; however, it is investing £12,000 in pitch maintenance and is also looking to replace the pitch-side barriers.</p>
LOUGHBOROUGH RFC	<p>The club has 19 teams ranging from senior men’s to U6s. The club leases their home ground, Derby Road Sports Ground from Charnwood Borough Council. The designated training pitch is used for 5 hours every day for training purposes. The club also hires the pitch out to a local, running club as well as a fitness instructor. They do not charge but set up value-in-kind sponsorship/social agreements instead. The club uses the grass pitch that they rent from Charnwood Borough Council for training purposes, as it is normally a football pitch. They use this pitch for two hours, twice a week and occasionally use it for training at the weekend. The club maintains the site; this costs them around £5,000–£8,000 a year.</p> <p>Issues:</p> <ul style="list-style-type: none"> • The main issue with the site is that the drainage is poor and consequently games are called off in the season. The club pays for the pitch to be vertidraind each season in order to combat this. <p>Development Plans:</p> <ul style="list-style-type: none"> • The club is looking to expand their changing rooms. They have had an options appraisal carried out and are in the process of deciding between three proposals. Funds are the biggest issue for the project, given that the budget is around £200,000–£250,000.
SILEBY VIKINGS RFC	<p>The club fields three teams in total: two men’s senior teams and a female senior side. All three of these teams play at Cossington Recreation Ground. The site has one grass pitch that is used for all training and playing needs. The club would like to expand and have a junior section; however, this is not realistic with the small amount of space that they have.</p>



CLUB	CONSULTATION SUMMARY
	<p>Issues:</p> <ul style="list-style-type: none">• Vandalism: the club has been broken into recently. The site is only accessible by foot; however, if it was accessible by car then the club fears more issues would arise;• Cossington Recreation Ground is owned by the Platt Lane trust and is public land. The club therefore has issues with people walking through the site and causing harm to the pitches during periods of pitch refurbishment;• The pitch is too small and cannot be extended due to a pond toward the south west of the site; and• The Club uses a small paddock to the east of the site, which is partially floodlit. The small size of the field means there is significant use of this piece of land. <p>Development plans:</p> <ul style="list-style-type: none">• The club has plans to revamp the pavilion and change the surface of the car park (possibly to concrete) in order to accommodate more people during peak time and reduce issues such as cars getting stuck in the mud during bad weather.; and• The club would also like to establish a ladies' team in the near future.

FUTURE DEMAND

- 5.21. In order to assess the future demand for rugby in Charnwood, a Team Generation Rate³⁰ has been calculated using the current number of teams and the current population. This measure enables a calculation of the population size (for various age groups) that will typically result in enough demand for an additional rugby team.
- 5.22. This Team Generation Rate is then applied to the population projections for the study area to confirm how population growth or reduction will affect the demand for teams in each of the key age groups. As before, ONS, SNPP data has been used for the population projection.

³⁰ The Team Generation Rate calculation uses the current number of teams and the current population to calculate a proxy measure of the number of total residents per relevant sports team. This measure is therefore applied to the projected population (depending on the Strategy timescale) to predict how many additional teams will be required in order to satisfy the demand from the 'new' population.




Table 5.9: Future demand projections for rugby teams in Charnwood ³¹

AGE GROUP	CURRENT POPN. WITHIN AGE GROUP	NO. OF TEAMS	TGR (TEAMS GENERATED BY 1000 PEOPLE)	FUTURE POPN. (2036)	PREDICTED FUTURE NUMBER OF TEAMS	ADDITIONAL TEAMS REQUIRED
RUGBY UNION SENIOR MEN (19 - 45YRS)	34380	13	2645	38340	14	1
RUGBY UNION SENIOR WOMEN (19 - 45YRS)	32140	2	16070	35100	2	0
RUGBY UNION YOUTH BOYS (13 - 18YRS)	7440	14	531	8880	17	3
RUGBY UNION YOUTH GIRLS (13 - 18YRS)	6320	2	3160	7720	2	0
RUGBY UNION MINI/MIDI MIXED (7 - 12YRS)	11520	12	960	13320	14	2
TOTAL PROJECTED ADDITIONAL DEMAND (TEAMS)						6


5.23. Table 5.9 shows the TGR calculations for rugby teams in Charnwood. Based on future population projections, a total of six additional rugby teams will be generated by 2036. This figure is calculated by rounding the projected figure reached by the TGR to the nearest whole number.

SUPPLY AND DEMAND BALANCE

5.24. To calculate whether there is any spare capacity at rugby sites in Charnwood, Table 5.10 shows the supply and demand figures across the sites in the borough.

5.25. As part of the analysis, a scenario in which all pitches not available for and used by the community are excluded from the pitch supply. This exercise therefore only includes the sites that are part of the existing community supply to be analysed in terms of existing and projected future capacity.

³¹ Source: Office of National Statistics Sub National Population Projection Figures (2014)




CHARNWOOD SUPPLY AND DEMAND

Table 5.10: Overall rugby balance figures for Charnwood

	BALANCE PER PITCH TYPE	SENIOR RUGBY UNION	JUNIOR RUGBY UNION	TOTAL
1	TOTAL SUPPLY	69.75	14.5	84.25
2	SUPPLY – PITCH CAPACITY IN MATCH EQUIVALENTS (FOR AVAILABLE SITES ONLY)	40.5	4	44.5
3	DEMAND – MATCH EQUIVALENTS FOR MATCHES AND TRAINING	18	18	36
4	CURRENT BALANCE FOR ALL AVAILABLE SITES ONLY	22.5	-14	8.5
5	CURRENT BALANCE FOR AVAILABLE SITES WITH COMMUNITY USE	3	-17	-14
6	FUTURE ADDITIONAL LATENT DEMAND	2	2	4
7	FUTURE ADDITIONAL DEMAND (FROM TGR)	1	5	6
8	FUTURE BALANCE FOR AVAILABLE SITES WITH COMMUNITY USE	0	-24	-24

- 5.26. Table 5.10 shows that when all pitch capacity is included across the borough, rugby union is currently operating with spare capacity for adult demand across all available sites (row 4). However, Table 5.10 also shows a clear under-supply of junior rugby union pitches (-14 junior pitches). It is assumed that where sites do not have junior pitches, this demand is met by playing on the senior pitches. Table 5.10 shows that when all pitches available to the community are factored into the supply, there is a small amount of spare capacity equivalent to 8.5 match equivalents per week (row 4 Total).
- 5.27. When only sites being used by the community are taken into consideration, this balance changes significantly. Whilst there is a small over-supply for senior rugby pitches, there is a significant under-supply of junior pitches (row 5). Based on both adult and junior pitch supply and the demand for them, Table 5.10 shows that rugby pitches in Charnwood are shown to be operating over capacity by 14 match equivalents (in other words, there is an under-supply of rugby pitches of 14 match equivalents).
- 5.28. Table 5.10 also shows that if rugby union demand increases as projected by the TGR and latent demand, the entire borough will be operating over capacity, at 24 match equivalents per week (in other words, there is an under-supply of rugby pitches of 24 match equivalents). As part of the analysis, the level of future demand is modelled to show the maximum level of future demand based on the current rate of teams generated from the current population. Part of this analysis includes examining the level of 'latent' demand for rugby in the borough (by number of teams). This information is sourced from the clubs who provide information on how many teams they feel they could run if barriers such as pitch capacity/availability, shortage of coaches, equipment, referees (or others) were removed.
- 5.29. The following tables show the current and future supply and demand analysis by sub-area. It should be noted that the distribution of projected demand identified by the TGR analysis has been allocated in line with current levels of participation, i.e., if there were to be 4 additional senior teams and 50% of current demand was placed in one sub-area and the other 50% was split evenly between another two sub-areas, then the first sub-area would be assigned two of the four future teams and the other two sub-areas would be assigned one team each. This approach accurately reflects the success of some clubs in terms of being able to attract players, whether this is through quality of facilities, coaching or a combination of these and a number of other factors.



SUB-AREA SUPPLY AND DEMAND ANALYSIS

CHARNWOOD FOREST SUPPLY AND DEMAND

Table 5.11: Rugby Union supply v demand balance figures for Charnwood Forest

	BALANCE PER PITCH TYPE	SENIOR RUGBY UNION	JUNIOR RUGBY UNION	TOTAL
1	TOTAL SUPPLY	1.75	0	1.75
2	SUPPLY – PITCH CAPACITY IN MATCH EQUIVALENTS (FOR AVAILABLE SITES ONLY)	1.75	0	1.75
3	DEMAND – MATCH EQUIVALENTS FOR MATCHES AND TRAINING	1	0	1
4	CURRENT BALANCE FOR ALL AVAILABLE SITES ONLY	0.75	0	0.75
5	CURRENT BALANCE FOR AVAILABLE SITES WITH COMMUNITY USE	0.75	0	0.75
6	FUTURE ADDITIONAL LATENT DEMAND	0	0	0
7	FUTURE ADDITIONAL DEMAND (FROM TGR)	0	0	0
8	FUTURE BALANCE FOR AVAILABLE SITES WITH COMMUNITY USE	0.75	0	0.75

5.30. Table 5.11 shows that there is very little demand for rugby union in the Charnwood Forest sub-area, with demand equalling just 1 match equivalent. This demand, Anstey Rugby Club, is a social rugby team and has reported limited ambitions to grow the club further. The club did have a junior section a number of years ago which was disbanded, and now the club meets more casual demand for rugby in the area.


LOUGHBOROUGH SUPPLY AND DEMAND

Table 5.12: Rugby Union supply v demand balance figures for Loughborough

	BALANCE PER PITCH TYPE	SENIOR RUGBY UNION	JUNIOR RUGBY UNION	TOTAL
1	TOTAL SUPPLY	38.75	5.5	44.25
2	SUPPLY – PITCH CAPACITY IN MATCH EQUIVALENTS (FOR AVAILABLE SITES ONLY)	9.5	0	9.5
3	DEMAND – MATCH EQUIVALENTS FOR MATCHES AND TRAINING	5	10	15
4	CURRENT BALANCE FOR ALL AVAILABLE SITES ONLY	4.5	-10	-5.5
5	CURRENT BALANCE FOR AVAILABLE SITES WITH COMMUNITY USE	0	-10	-10
6	FUTURE ADDITIONAL LATENT DEMAND	0	0	0
7	FUTURE ADDITIONAL DEMAND (FROM TGR)	1	3	4
8	FUTURE BALANCE FOR AVAILABLE SITES WITH COMMUNITY USE	-1	-13	-14

5.31. Table 5.12 shows that again, when junior demand is applied to adult rugby pitches, there is an inadequate supply to meet total current and future (including latent) demand across the sub-area. This sub-area is projected to see the largest growth in terms of teams, with 4 of the 6 projected teams.

5.32. Table 5.12 shows that some pitches (29.25 match equivalents of supply) are currently unavailable to the community (this figure is calculated by subtracting the supply figure for available sites (row 2) from the total supply figure (row 1)). The site-by-site capacity analysis (available in Appendix F: Site-by-Site Analysis Rugby Union) shows that the majority of this unavailable supply is located at private education sites and Loughborough University.



SOAR VALLEY SUPPLY AND DEMAND

Table 5.13: Rugby Union supply v demand balance figures for Soar Valley

	BALANCE PER PITCH TYPE	SENIOR RUGBY UNION	JUNIOR RUGBY UNION	TOTAL
1	TOTAL SUPPLY	13.25	3	16.25
2	SUPPLY – PITCH CAPACITY IN MATCH EQUIVALENTS (FOR AVAILABLE SITES ONLY)	13.25	3	16.25
3	DEMAND – MATCH EQUIVALENTS FOR MATCHES AND TRAINING	5	6	11
4	CURRENT BALANCE FOR ALL AVAILABLE SITES ONLY	8.25	-3	5.25
5	CURRENT BALANCE FOR AVAILABLE SITES WITH COMMUNITY USE	6.75	-6	0.75
6	FUTURE ADDITIONAL LATENT DEMAND	0	0	0
7	FUTURE ADDITIONAL DEMAND (FROM TGR)	0	2	2
8	FUTURE BALANCE FOR AVAILABLE SITES WITH COMMUNITY USE	6.75	-8	-1.25

5.33. The total current supply v demand balance for available sites with community use for Soar Valley is just 0.75 (match equivalents spare capacity per week). This means that the sub-area has no capacity for further teams. As this sub-area is projected to have an additional 2 junior teams, this growth in demand will put further pressure on the existing community pitches in this sub-area.


SHEPshed–HATHERN SUPPLY AND DEMAND

Table 5.14: Rugby Union supply v demand balance figures for Shepshed–Hathern

	BALANCE PER PITCH TYPE	SENIOR RUGBY UNION	JUNIOR RUGBY UNION	TOTAL
1	TOTAL SUPPLY	1	1	2
2	SUPPLY – PITCH CAPACITY IN MATCH EQUIVALENTS (FOR AVAILABLE SITES ONLY)	1	1	2
3	DEMAND – MATCH EQUIVALENTS FOR MATCHES AND TRAINING	4	2	6
4	CURRENT BALANCE FOR ALL AVAILABLE SITES ONLY	-3	-1	-4
5	CURRENT BALANCE FOR AVAILABLE SITES WITH COMMUNITY USE	-3	-1	-4
6	FUTURE ADDITIONAL LATENT DEMAND	1	0	1
7	FUTURE ADDITIONAL DEMAND (FROM TGR)	0	0	0
8	FUTURE BALANCE FOR AVAILABLE SITES WITH COMMUNITY USE	-4	-1	-5

5.34. Table 5.14 shows that the Shepshed–Hathern sub-area is operating significantly over capacity given the relatively small amount of demand in the area; i.e. there are insufficient pitches.

5.35. Table 5.14 illustrates that should the additional adult team, for which there is reported latent demand, be developed, the sub-area would be operating at 5 match equivalents over capacity per week.



RURAL SOUTH EAST SUPPLY AND DEMAND

Table 5.15: Rugby Union supply v demand balance figures for Rural South East

	BALANCE PER PITCH TYPE	SENIOR RUGBY UNION	JUNIOR RUGBY UNION	TOTAL
1	TOTAL SUPPLY	15	5	20
2	SUPPLY – PITCH CAPACITY IN MATCH EQUIVALENTS (FOR AVAILABLE SITES ONLY)	15	0	15
3	DEMAND – MATCH EQUIVALENTS FOR MATCHES AND TRAINING	3	0	3
4	CURRENT BALANCE FOR ALL AVAILABLE SITES ONLY	12	0	12
5	CURRENT BALANCE FOR AVAILABLE SITES WITH COMMUNITY USE	-1.5	0	-1.5
6	FUTURE ADDITIONAL LATENT DEMAND	1	0	1
7	FUTURE ADDITIONAL DEMAND (FROM TGR)	0	0	0
8	FUTURE BALANCE FOR AVAILABLE SITES WITH COMMUNITY USE	-2.5	0	-2.5

5.36. Table 5.15 shows that the single site currently used for rugby union in the Rural South East (located at Cossington Recreation Ground) is currently operating over capacity by 1.5 match equivalents per week. Sileby Vikings RFC has no junior section at present, but reports having latent demand for an additional senior team. If realised, this additional demand would cause the site to be operating 2.5 match equivalents over capacity.

5.37. This sub-area analysis highlights that every sub-area except Charnwood Forest has an under-supply of pitches to meet identified demand (match equivalents). The Rural South East and Soar Valley sub-areas have an under-supply of junior pitches to meet identified demand (match equivalents). Shepshed sub-area has an under-supply of senior pitches to meet identified demand (match equivalents), and the Loughborough sub-area has an under-supply of both senior and junior rugby union pitches to meet demand (match equivalents).

PEAK DEMAND CAPACITY ANALYSIS

5.38. Using the Sport England 2013 guidance, the PPS has identified an under-supply of pitches across the study area, based on the capacity analysis that assumes a set number of match equivalents per week, based on the quality of a site.

5.39. While this is valuable, it is also important to understand the capacity of pitch provision at the periods of highest (peak) demand. This indicates whether there are enough pitches to satisfy demand when a large amount of rugby is played at the same time. For instance, this will indicate whether there is sufficient provision of senior pitches if all adult teams wish to play at the same time on a Saturday afternoon.

5.40. To undertake the peak demand analysis, the following assumptions are made:

- **Adult and Colts (U19s) peak demand is assumed to be Saturday PM; and**
- **Senior Women, Juniors and Minis is assumed to be Sunday AM.**

5.41. With the above assumptions in mind, Table 5.16 shows the capacity analysis at peak demand for each club.


Table 5.16: Peak demand capacity analysis by club

CLUB	SITE NAME	SUB-AREA AND LOCATION	PITCHES		CAPACITY AT PEAK TIME (IN MATCH EQUIVALENTS)		
			SENIOR	JUNIOR	SATURDAY PM	SUNDAY AM	
					SNR MEN & COLTS	SNR WOMEN	JNRS & MINIS
ANSTEY RFC	Anstey Rugby Pitch	CHARNWOOD FOREST, Anstey	1	-	0.5	1	
LOUGHBOROUGH RFC	Loughborough RFC	LOUGHBOROUGH, Loughborough	3	-	0.5	No Capacity	
QUORN RFC	Rawlins Academy	SOAR VALLEY, Quorn	1	-	0.5	1	
SHEPSHED RFC	Iveshead School	SHEPSHED-HATHERN – Shepshed	1	1	0.5	1	1
SILEBY VIKINGS RFC	Cossington Recreation Ground	RURAL SOUTH EAST, Cossington	1	-	No Capacity	0.5	
SYSTON RFC	Syston RFC	SOAR VALLEY, Queniborough	5	-	2.5	0.5	

5.42. Table 5.16 illustrates that due to the lack of pitch provision on each of the respective club's home grounds, there is a limited peak-time supply of pitches. Most club sites are able to accommodate a maximum of one additional male senior or colts side per site. This leaves very little room for expansion or growth of the clubs' senior sections. There is more spare capacity for junior demand at peak times, but again this is limited on a site-by-site basis, with most club sites only being able to accommodate up to two more junior teams.


5.43. Loughborough RFC and Sileby Vikings are the two clubs most limited by their peak-time capacities.

5.44. Syston RFC shows the greatest peak-time capacity. However, the site-by-site analysis (Appendix F) shows that this site has just 0.25 match equivalents in spare carrying capacity overall. This means that Syston RFC cannot accommodate another team with its current level of maintenance and drainage. Furthermore, it is understood that one of the pitches at Syston is identified and prioritised for mid-week training use, meaning that this pitch is likely to be in a poor condition, due to significant use, in comparison to the other pitches on site. This means there is the potential to field up to three more senior/colts team on this site during Saturday afternoons but the carrying capacity of the site overall would need to be improved in order to accommodate this.



IMPORTED / EXPORTED DEMAND


- 5.45. As mentioned in the consultation summary with the RFU, Birstall Rugby Club formerly played within the boundary of the borough but has moved to the Co-op Sports Ground, which is just outside of the borough in the City of Leicester. The move means the club is located closer to its player base in Birstall and North Leicester than was previously the case.
- 5.46. The club fields two adult teams (with plans to add a third) and a male U16s team. The site has two rugby pitches and so is unlikely to reach capacity should a colts' team (which typically plays on Saturdays) be formed by players graduating from the U16s team.
- 5.47. As the village of Birstall is located within the study area but the club's home ground is not, there is concern about excluding the teams generated by Birstall RFC from the TGR analysis.
- 5.48. To address this, 4global has undertaken a scenario test including Birstall RFC in the Charnwood sub-area demand for rugby pitches to assess its impact on the study. Under the scenario where Birstall RFC is included in the TGR analysis, the entire borough is projected to produce demand for 1 further adult team by 2036 (and no further junior teams). However, if the club is excluded from the future demand analysis, there is no demand for additional rugby teams in the borough (even though there may be some people moving into the borough who could end up playing for this club. Overall, population increase will increase demand for rugby in the area; if Birstall RFC is included in the Charnwood Borough supply and demand analysis, there will be a need to provide for the additional teams and training demands generated; if the club is excluded from the borough analysis, the club is still likely to field additional teams to meet demand (some of which is likely to come from Charnwood), but their playing requirements are assessed as needing to be met in the area in which their current provision is counted, i.e. Leicester City. This is simply an anomaly of the PPS methodology, whereby the supply and demand side of a specific sport, i.e. the pitches and the participants, both need to be assessed within the same local authority area.
- 5.49. The TGR analysis uses the current distribution of demand as the basis for illustrating how future demand may be met. This is particularly pertinent in rugby, as players tend to travel to play. This is generally because they will tend to choose a club, not because it is located closest to them, but because it is the club located closest to them that fulfils their needs or expectations in terms of playing standards, training, facility quality and the club social activities. The TGR analysis therefore models the majority of future demand as going to Syston and Loughborough rugby clubs, as these offer the most variety of playing standard, social scene and training as well as having proven that they can be successful in attracting a large number of players (Syston RFC is the site located closest to the North East Leicester SUE, although both clubs are within a 10-minute drive of the development). Accessibility for junior players does need to be considered; those with access to parental transport can travel, but those without still need to be able to access a rugby pitch within reasonable distance (by walking/public transport).
- 5.50. Birstall RFC is a medium-sized club that has also been successful in attracting a substantial, if not large number of players. It is likely that some rugby players moving to the area as part of the North East of Leicester SUE and/or Broadnook SUE will find Birstall RFC an attractive club to join; therefore, some demand for rugby generated within Charnwood may be exported just outside of the borough to Birstall RFC. As the club has reported being close to developing a new team, even a small number of additional players may help them achieve this and realise the additional team identified as part of the TGR projections. This means the club's presence in the TGR analysis is effectively cancelled out by their likelihood of realising one of the projected teams due to their proximity to the North East Leicester SUE.



- 5.51. It should be noted that Birstall RFC is unlikely to attract all or even the majority of new demand generated by the population of the new SUE. This is due to the limitations on the club's "rugby offer;" for example, the club currently has no mini section, a one-team junior section and is unlikely to have the volunteering, administrative or volunteering capacity to form sections that can compete with the nearest large club, Syston RFC, in the near future. Furthermore, the club has just 2 adult teams with its first team playing in Midlands North Division 3, a middling standard of rugby (these are not criticisms of the club but merely points of difference between Birstall RFC and Syston RFC). As Syston RFC does have well-established mini and junior sections and 4 adults teams playing at a variety of standards, it is likely that this club will continue to attract a larger proportion of demand for rugby within the south of the borough.
- 5.52. In summary, the increase in projected senior demand for rugby union generated as a result of including Birstall RFC in the TGR analysis is balanced by the extent to which Birstall RFC is, in reality, likely to attract some of the increased rugby demand generated by the development of the SUE (and export that demand to a home ground outside of the SUE). Given the neutral impact of this situation, the analysis suggests there is no need to adjust the projected increase in teams provided in the TGR and sub-area analysis above.

CAPACITY SCENARIOS

- 5.53. The RFU has committed itself to improving pitches at club sites as a key element of its grassroots participation strategy. Often when pitches are overused (as they commonly are in Charnwood), they can become damaged, both in the short term through lack of grass growth, and in the long term through undulation. Such damage can not only affect the enjoyment of the players and increase the incidence of match cancellations, but also impact on the safety of the pitches for use.
- 5.54. In order to address the lack of capacity caused by damage to pitches, there is a "hierarchy of need" related to pitch maintenance and improvement, as follows:
- **Improving the level of maintenance on pitches;**
 - **Improving drainage by installing artificial drainage systems; and**
 - **Providing artificial grass surfaces compliant with World Rugby Regulation 22 (governing the playing surface) – henceforth known as WR22 pitches – which require little maintenance and, when installed correctly, should not suffer from significant drainage issues.**
- 5.55. This hierarchy has been established primarily due to the fact that many capacity issues can be addressed through improved maintenance and that this is typically the most cost-effective intervention available.
- 5.56. The installation of artificial drainage, whilst effective in the short term, requires enhanced levels of maintenance, especially through aeration techniques, to ensure that the system remains "un-capped" and continues to work effectively. Therefore, if a site is not being maintained to a "good" level, there is no capacity within the club's maintenance team and affordability is an issue, then this will usually mean artificial drainage is not a viable intervention option.
- 5.57. Investment in strategically placed WR22 pitches is a key element of the RFU's grassroots strategy. However, these facilities represent a significant investment for the RFU and a significant undertaking for clubs. Therefore, investment into a WR22 is usually targeted at areas with high levels of demand for rugby union and low levels of appropriate pitch supply with which to meet this demand.
- 5.58. Intervention 1, improving the level of maintenance on pitches, therefore tends to be the most common approach to address lack of pitch capacity.



5.59. Two scenarios were tested in Charnwood. These scenarios consider the implications of increasing the quality of maintenance on all community use pitches across the borough:

- **Scenario 1 considers the impact of enhancing maintenance on all poorly maintained pitches (M0) to a “standard” level (M1); and**
- **Scenario 2 considers the impact of enhancing the maintenance of all community use pitches to (M2).**

5.60. The results of this scenario testing are shown in Table 5.17.





Table 5.17: Rugby site capacity analysis

SITE NAME	SUPPLY (CAPACITY)	DEMAND (IN MATCH EQUIVALENTS)		BALANCE (SUPPLY MINUS DEMAND)	SCENARIO 1 (M0 PITCHES TO M1)		SCENARIO 2 (ALL PITCHES TO M2)	
		SNR	JNR		SITE CAPACITY	SITE BALANCE	SITE CAPACITY	SITE BALANCE
ANSTEY RUGBY PITCH	1.75	1	0	0.75	2.5	1.5	3.25	2.25
LOUGHBOROUGH RFC	5	2	4.5	-1.5	7.5	1	9	2.5
RAWLINGS ACADEMY	1.5	1	0	0.5	2.5	1.5	3	2
IVESHEAD SCHOOL	2	1	2	-1	5	2	5	2
COSSINGTON RECREATION GROUND	1.5	3	0	-1.5	2.5	-0.5	3	0
SYSTON RFC	10.25	4	6	0.25	12.5	2.5	16.25	6.25
THE CEDARS ACADEMY	1.5	2	0	-0.5	5	3	6	4

- 5.61. Table 5.17 shows that improving maintenance would have a significant impact on the capacity of a number of community-use sites.
- 5.62. Scenario 1 shows that by improving the level of maintenance on existing poor pitches to a standard level, all but one site would have some spare capacity given their current level of demand. Significantly, this intervention would ensure that key sites (Loughborough RFC and Syston RFC) would retain some spare capacity against the current level of demand placed on their pitches.
- 5.63. Similarly, Scenario 2 shows that, if all pitches were maintained to a “good” level (M2) then no community use site would be operating over capacity. However, Scenario 2 shows that even this intervention would not result any additional spare capacity at Cossington Recreation Ground.

FLOODLIT AND MID-WEEK TRAINING CAPACITY

- 5.64. The RFU recognises mid-week training as a well-established part of rugby-playing culture, but also central to the development of players and their enjoyment and consequent continued playing of the game. Most junior teams will train once per week mid-week from around U13 and upwards. These sessions are considered very important for developing technical skills and fitness for junior rugby players. Most senior sections will typically provide the opportunity to train twice per week (on Tuesday and Thursday evenings), especially if a club’s first team is playing at a good standard (top divisions of regional leagues). The development of women’s and girls’ rugby has meant this schedule has been expanded, and clubs will now commonly host training sessions on four evenings per week.



5.65. As rugby union is a winter sport, the availability of good-quality floodlit pitches is fundamental to a club’s ability to provide mid-week training sessions. Typically, clubs will designate one pitch as their “training pitch”, which will be floodlit by fixed floodlights and used exclusively to host training sessions, with, if possible, no match play.

5.66. Table 5.18 shows the balance of supply and demand for floodlit pitches across community sites in Charnwood. The RFU considers a training session to equate to 0.5 match equivalents per week.


Table 5.18: Mid-week training balance

CLUB	HOME GROUND	SUB-AREA AND LOCATION	FLOODLIT CAPACITY	TRAINING DEMAND IN MATCH EQUIVALENTS	TRAINING BALANCE
ANSTEY RFC	Anstey Rugby Pitch	CHARNWOD FOREST – Anstey	0	0	0
SILEBY VIKINGS RFC	Cossington Recreation Ground	LOUGHBOROUGH – Loughborough	0	1.5	-1.5
SHEPSHED RFC	Iveshead School	SOAR VALLEY – Quorn	0	0.5	-0.5
LOUGHBOROUGH RFC	Loughborough Rugby Football Club	LOUGHBOROUGH, Loughborough	1.5	2	-0.5
QUORN RFC	Rawlings Academy	RURAL SOUTH EAST – Cossington	0	0.5	-0.5
SYSTON RFC	Syston Rugby Football Club	SOAR VALLEY – Queniborough	1.75	2	-0.25

5.67. Table 5.18 shows that only two sites in Charnwood have fixed floodlighting available at their sites: Loughborough RFC and Syston RFC. Both of these sites have just one floodlit pitch that is primarily designated for training. The supply and demand analysis in Table 5.16 shows that both these pitches are functioning above their operational capacity. This has implications for the long-term damage to these pitches and the level of safety they provide participating players (it should be noted that neither training pitch is regarded as a health and safety risk to players at the time of assessment).

5.68. Loughborough RFC are recognised by Leicestershire Rugby Union in needing to install recognised standard of floodlighting, as currently the lighting is not adequate for match play and is not in good condition. This enhancement would need to sit along with an improved maintenance regime to accommodate the resulting additional use. It is the preference of the Leicestershire Rugby Union and the RFU for this site to have two sets of floodlighting of the recognised standard installed on the site (one of which would replace the existing floodlighting).

5.69. Table 5.18 shows that four clubs lack any capacity to provide mid-week training for their members. Of these clubs, three – Sileby Vikings RFC, Shepshed RFC and Quorn RFC – record training demand but no capacity with which to meet that demand.




- 5.70. Sileby Vikings are known to use a small paddock to the east of the site for training. However, due to the size of this space, the field is subject to significant over-play, which is resulting in a poor-quality surface for training.
- 5.71. Shepshed RFC and Quorn RFC are thought to use mobile lighting for training purposes. Where it is not possible for clubs to have fixed floodlights, many clubs use movable “arc” lighting. This system has the advantage of not requiring planning permission and its mobility means that the location of the training sessions can be spread across all of the pitches on-site, and therefore prevent damage to, or overuse of, one particular pitch. The disadvantage of arc lighting is that it is usually of a lower level (and therefore creates more shadow) and is less bright than fixed floodlighting. These two disadvantages can mean that this solution is less conducive to the development of technical skills and is potentially an increased safety risk to players (due to a reduced ability to see undulations in the surface or even other players).

SITE-BY-SITE ANALYSIS

- 5.72. A comprehensive site-by-site analysis has been undertaken for rugby sites across Charnwood, which should be used as a reference point for future planning applications or development projects. Due to the length and complexity of the table, this has been included in Appendix F: Site-by-Site Analysis Rugby Union; however, the key findings are included in the analysis below.

RUGBY UNION SUMMARY


- 5.73. This section summarises the findings from the rugby analysis, which forms the basis of the recommendation and action plan for Charnwood.
- 5.74. There are 6 clubs fielding 41 teams in the borough. The two largest clubs, Loughborough and Syston, both have some issues with capacity at peak times. Although both sites have maintenance programmes, they are still known to struggle with pitch capacity. In addition to these clubs, demand from Loughborough College has also been captured (as they use Loughborough RFC’s home ground). Birstall RFC was included in the study but has since moved out of the area, having relocated from Cedars Academy to the Co Op Sports Ground, Birstall (demand from this club has therefore been excluded from the study but is covered as part of the imported/exported demand summary).
- 5.75. Pitches for key community clubs are over-, or close to capacity, and have limited spare capacity at times of peak usage, meaning the potential for expansion of clubs is limited. Maintenance across privately owned education sites such as Loughborough University and Quorn Playing Fields (Loughborough Endowed Schools) is considered to be Excellent. For the two largest club sites, Loughborough RFC and Syston RFC, maintenance of the clubs’ main pitches is thought to be Standard, but is sufficient to keep these pitches as good quality. However, the condition of training and outer pitches at these two sites is thought to be slightly worse due to heavy use and lower maintenance levels.
- 5.76. Leicestershire Rugby Union (LRU) has identified a need to install the recognised standard of floodlighting at Loughborough RFC. This is because the current lighting is not adequate for match play and is not in “good condition.” The LRU has also recommended that this enhancement should sit alongside improved maintenance in order to meet the additional use that such an improvement would be expected to generate. It is the preference of the LRU and the RFU for this site to have two sets of floodlighting of the recognised standard installed on the site (one of which would replace the existing floodlighting).
- 5.77. It is important to remember that as a community club-based sport, rugby clubs prefer to operate from one “home” site. Therefore, increasing ground capacity should be considered the principal approach to addressing current and future demand challenges for this sport.




5.78. Table 5.19 includes the response to 5 key questions; these are asked for all PPS studies across the UK, in order to provide a standardised illustration of supply and demand for sports provision.

Table 5.19: Key PPS findings for Rugby Union in Charnwood

KEY QUESTION	ANALYSIS
WHAT ARE THE MAIN CHARACTERISTICS OF THE CURRENT SUPPLY AND DEMAND FOR PROVISION?	<p>The study has identified 84.25 match equivalents of supply in Charnwood. Of this capacity, 44.5 match equivalents (53%) are considered to be available to the community. The majority of supply that is not available to the community has been identified as being located on private education sites or at Loughborough University.</p> <p>Community rugby clubs have a combined pitch capacity of 22 match equivalents per week. This represents 26% of the total supply and 49% of available supply.</p> <p>As with most rugby clubs, there is a strong preference for all the pitches they use to be located on their home ground site.</p> <p>The study has identified demand for 36 match equivalents in the area. This demand is split evenly between senior and junior demand.</p> <p>Community demand comes from 6 clubs distributed across the borough but is concentrated around two sites: Loughborough RFC and Syston RFC.</p> <p>Loughborough RFC: Has 19 teams and is identified as operating 1.5 match equivalents per week over capacity. The club also has limited room to grow, as it has no spare capacity during Sunday mornings (peak time for junior and women’s rugby) and has only one 1 pitch available every fortnight during the Saturday PM slot. This means the club can only grow by one team whilst accommodating play at peak times.</p> <p>Syston RFC: The club has 14 teams and is identified as having just 0.25 match equivalents spare capacity. This essentially means that club is operating at capacity, as any additional use would put the club over its identified pitch carrying capacity.</p> <p>There are 4 smaller clubs currently using multi-sport sites such as academies and recreation grounds of limited quality.</p>
IS THERE ENOUGH ACCESSIBLE AND SECURED COMMUNITY USE PROVISION TO MEET CURRENT DEMAND?	<p>The supply and demand balance for rugby across all clubs highlights that there is a supply deficit of 14 match equivalents per week. This means that there is demand for 14 more teams than the current level of community accessible rugby sites can adequately accommodate.</p> <p>Anstey RFC, Loughborough RFC, Quorn RFC and Shepshed RFC are all able to accommodate 1 additional team during the peak time Saturday PM match slot (traditionally used for men’s and colts’ rugby).</p> <p>Sileby Vikings RFC has no spare capacity to accommodate new teams during Saturday afternoons.</p>
IS THERE ENOUGH ACCESSIBLE AND SECURED COMMUNITY USE PROVISION TO MEET CURRENT DEMAND?	<p>The only club with significant spare capacity during Saturdays is Syston RFC, but this site would require significant improvement to the pitches’ carrying capacity before it could be considered as having adequate capacity to host another team.</p>



KEY QUESTION	ANALYSIS
	<p>The study has also identified a lack of floodlit pitches to meet mid-week training demand. It is recommended that floodlights are installed at key club sites to increase pitch capacity.</p>
<p>IS THE PROVISION THAT IS ACCESSIBLE OF SUFFICIENT QUALITY AND APPROPRIATELY MAINTAINED?</p>	<p>All but 3 of the pitches used for by the community for rugby are considered to be poorly maintained.</p> <p>Of the two major club sites, both are considered to have standard quality of maintenance of their “main” pitches but not of their other pitches or their training pitches.</p> <p>The site-by-site action plan recommends enhancements to maintenance and the addition of pipe drainage systems to increase carrying capacity at priority sites in order to address the lack of capacity and pitch quality identified in the area.</p> <p>In addition, it should be noted that many clubs identify weaknesses or inadequacies in their ancillary facilities. At Syston and Loughborough RFC, this is especially pertinent to the lack of changing facilities suitable for hosting simultaneous men’s and women’s matches.</p>
<p>WHAT ARE THE MAIN CHARACTERISTICS OF THE FUTURE SUPPLY AND DEMAND FOR PROVISION?</p>	<p>The projected future demand is concentrated around two key clubs: Loughborough RFC and Syston RFC. A third club, Birstall RFC, sits just outside of the borough boundary in the City of Leicester. This site is referred to in the City of Leicester PPS.</p> <p>The TGR analysis has identified there will be an increase of 6 teams in the borough by 2036, 1 senior and 5 junior. As the only two clubs with established junior sections, this future demand is projected to be added to Loughborough and Syston RFC, with 3 junior teams added to Loughborough RFC and 2 to Syston.</p> <p>The TGR discounts demand that is exported outside of the borough to Birstall RFC. If this club’s 2 adult teams and 1 junior team were to be included in the borough’s TGR demand analysis, there would be 1 additional senior team projected to be produced by 2036.</p> <p>The development of the 3 SUEs – North East of Leicester, West of Loughborough and Broadnook – raises questions regarding how and where future demand will be distributed. Birstall RFC is located on the borough boundary, but is in close proximity to the proposed sites of both of the southern SUEs (North East of Leicester (less than 3.5 km as the crow flies) and Broadnook (less than a mile)). The club is therefore likely to attract a large amount of the demand generated by these developments. The club will not attract all future demand, as a consequence of its current participation profile (i.e. being a small–medium sized club (3 teams) with a focus on senior rugby playing a medium standard of rugby within the local leagues).</p>
<p>WHAT ARE THE MAIN CHARACTERISTICS OF THE FUTURE SUPPLY AND DEMAND FOR PROVISION?</p>	<p>Due to this profile, it is considered likely that Birstall RFC will only develop 1 additional senior team as a result of its proximity to the SUE developments, with the rest of the demand generated here considered more likely to be attracted to Syston RFC, which is considered to have a broader rugby offer (large club with 14 teams, a large junior and senior section with the opportunity to play a higher standard of rugby for senior players). Syston RFC is also located under 6 miles as the crow flies from both of the southern SUEs.</p>



KEY QUESTION	ANALYSIS
	<p>This distance is considered close enough to mean that proximity to either club will be less of a determining factor for potential players residing in the SUEs, when compared to how each of the clubs meets players' priorities from facilities, playing, training, coaching and social perspectives.</p> <p>The impact of Birstall on the picture of future demand in Charnwood can be summarised as follows: its inclusion in the current demand for rugby in Charnwood means that the TGR analysis projects 1 additional team by 2036. However, due to the club's proximity to the southern SUEs, it is considered likely that this "extra" demand will be accommodated by Birstall RFC itself and therefore be exported from the borough to the Co-op Sports Ground (Birstall RFC's home ground). The impact of including Birstall RFC in the future supply and demand analysis for the borough is therefore neutral, as it is likely the club will accommodate the "extra" projected demand itself.</p> <p>Clubs report that there is latent demand for 4 additional teams in the borough, 2 senior and 2 junior. This demand is spread evenly across the borough with several smaller clubs expressing a desire to develop additional teams.</p>
<p>IS THERE ENOUGH ACCESSIBLE AND SECURED COMMUNITY USE PROVISION TO MEET FUTURE DEMAND?</p>	<p>The analysis shows that there is insufficient capacity within the existing sites used by clubs to meet future demand without operating significantly over the pitches' current capacity. If all future demand is realised, then secured club sites are forecasted to be operating at 24 match equivalents over capacity by 2036.</p> <p>Similarly, if current levels of supply are maintained, it is likely that clubs will have no, or limited, peak-time availability for junior and senior rugby across both genders.</p> <p>Finally, the level of mid-week training provision is not thought to be adequate to meet expected future demand. Although additional teams may be able to share training slots with existing teams, it should be recognised that this will have increased impact on the deterioration of the training pitches.</p>

5.79. Table 5.19 summarises the key findings for rugby and identifies the parts of the analysis that should be considered by the PPS steering group moving forward.

5.80. To develop this further, Table 5.20 below provides overarching recommendations for rugby in Charnwood. These are cross-referenced to the strategy and action plan section of the PPS.





Table 5.20: Recommendations for rugby in Charnwood

RUGBY RECOMMENDATIONS			
<p>This response highlights identified key themes and provide overarching recommendations that should be addressed by the specific recommendations for each site which are set out in Appendix F: Rugby Site-by-Site analysis and in the action plan at the end of this PPS report.</p>			
<p>Recommendation RU1: All facilities identified in the site-by-site analysis (Appendix F: Rugby Site-by-Site analysis) should be protected as ‘Playing Fields’ in the Local Plan, unless otherwise stated.</p>			
<p><u>Justification:</u> The site-by-site analysis sets out the reasons for each site’s protection (if stated). More generally, protecting playing fields and playing pitch sites is seen as essential to providing residents with the opportunity to exercise and participate in sport and physical activity. This protection enhances the ability of Sport England and Charnwood Borough Council to protect facilities from urban development where possible. It also helps to ensure that these sites are adequately and appropriately replaced should the need arise to for them to be lost to regular rugby use through development.</p>			
<p>Recommendation RU2: The maintenance regime across all club rugby pitches, should be increased to standard (M1) levels of maintenance as a minimum and where this is inadequate, install artificial drainage to maximise the capacity of the pitch.</p>			
<p><u>Justification:</u> Under this scenario, all sites (with the exception of Cossington Recreation Ground) will be operating with some spare capacity in their pitches. It is recommended that the RFU continues to monitor the impact of demand on pitch quality. If pitches should begin to be used beyond their capacity again, the RFU should support the clubs in raising the level of maintenance up from standard (M1) to good (M2). Club sites with pitch maintenance scores of M0 and M1 have been identified below as requiring enhanced maintenance:</p>			
CLUB	SUB-AREA AND LOCATION	AVAILABLE FOR SECURED COMMUNITY USE?	REQUIRING ENHANCED MAINTENANCE
ANSTEY RUGBY PITCH	CHARNWOOD FOREST, Anstey	Y	1 pitch is currently rated as M0 for maintenance
COSSINGTON RECREATION GROUND	LOUGHBOROUGH Loughborough	Y	1 pitch is currently rated as M0 for maintenance
IVESHEAD SCHOOL	SOAR VALLEY, Quorn	N	2 pitches are currently rated as M0 for maintenance
LOUGHBOROUGH RUGBY FOOTBALL CLUB	LOUGHBOROUGH Loughborough	Y	2 pitches are currently rated as M0 for maintenance, the other is rated M1
SYSTON RFC	RURAL SOUTH EAST, Cossington	Y	4 pitches are currently rated as M0 for maintenance and 1 is rated as M1
<p>Actions to enhance maintenance to satisfy M2 specifications include:</p> <ul style="list-style-type: none"> • Aeration (x2 per year per pitch) • Sand dressing (x2 per year per pitch) • Fertiliser (x2 per year per pitch) • Weed kill (x2 per year per pitch) • Chain harrowing (1x per week per pitch) 			



RUGBY RECOMMENDATIONS

Recommendation RU3: The adult 11 v 11 football pitch at Cossington Recreation Ground (Sileby Vikings RFC) should be converted to a rugby union pitch.

Justification: The site is currently operating over capacity given current demand. The lack of capacity cannot be addressed by improving the maintenance and/or drainage of the pitch. Such interventions would also fail to address the lack of peak-time capacity. Furthermore, the club has expressed the desire and capability to achieve sustainable growth and requires the number of pitches on-site to increase in order to allow the club to continue to develop. Finally, there is sufficient spare capacity (which is of appropriate quality) within the sub-area to accommodate the displaced football demand.

Recommendation RU4: The condition of clubhouses and ancillary facilities should be improved to enable all clubs to adequately provide facilities for participants and spectators.

It is also important to note that clubhouses are central to many rugby clubs ability to generate revenue, whether over the bar or through venue hire. Improving these facility elements is therefore likely to have a direct and positive impact on the club’s ability to invest in coaching, facilities, equipment and maintenance.


Specific sites that have been identified as requiring improved clubhouses are:

CLUB	SUB-AREA AND LOCATION	AVAILABLE FOR SECURED COMMUNITY USE?	REQUIRING IMPROVED CLUBHOUSES
ANSTEY RUGBY PITCH	CHARNWOD FOREST, Anstey	Y	Y
LOUGHBOROUGH RUGBY FOOTBALL CLUB	LOUGHBOROUGH, Loughborough	Y	Y
SYSTON RFC	RURAL SOUTH EAST, Cossington	Y	Y

Justification: Improvements to clubhouses have been identified in the site visits and the club consultations. These improvements should focus on ensuring clubs can adequately accommodate both female, junior and male rugby teams simultaneously, which they currently do not. They should also be able to accommodate players and/or spectators with additional needs.

Recommendation RU5: The level of floodlighting should be increased at Cossington Recreation Ground and Syston RFC to increase mid-week training capacity. In addition, further floodlighting should be added to a second pitch at Loughborough RFC to accommodate further training. This should be undertaken in conjunction with upgrading the existing floodlighting to ensure it is of adequate quality to meet the clubs playing and training requirements.

Justification: Improving the level of floodlighting will enable these clubs to continue to grow and improve the quality and safety of their training sessions. The carrying capacity of the training pitches at Loughborough RFC should also be increased for the same reason; however, this is a matter of increasing maintenance rather than providing new floodlighting.



6 HOCKEY

INTRODUCTION AND STRATEGIC CONTEXT

6.1 In order to understand the overall objectives and priorities of the England Hockey Board (EHB), an analysis of key recent strategies and documentation has been undertaken and summarised below.

ENGLAND HOCKEY FACILITIES STRATEGY (2017)


6.2 In 2017 England Hockey published the latest facilities strategy for the sport, which replaces the previous 2012 edition and aims to help every hockey club in England work towards having appropriate and sustainable facilities that provide excellent experiences for players.

- **Vision: For every hockey player in England to have appropriate and sustainable facilities that provide excellent experiences for players.**
- **Mission: More, Better, Happier players with access to appropriate and sustainable facilities.**

6.3 The club market for hockey is well-structured and clubs are required to affiliate to England Hockey to play in community leagues. As a result, only a few occasional teams lie outside of the EH affiliation structure. Schools and universities are the other two areas where significant hockey is played.

6.4 The EHB has the ambition of growing participation by 10,000 adults and 32,500 children. To enable this, the following three objectives have been highlighted:

- **Protect: To conserve the existing hockey provision. EH currently has over 800 pitches that are used by hockey clubs (club, school, universities). We need to retain the current provision where appropriate to ensure that hockey is maintained across the country.**
- **Improve: To improve the existing facilities stock (physically and administratively). The current facilities stock is ageing and there needs to be strategic investment into refurbishing the pitches and ancillary facilities. There needs to be more support for clubs to obtain better agreements with facilities providers and education around owning an asset.**
- **Develop: To strategically build new hockey facilities where there is an identified need and ability to deliver and maintain. This might include consolidation of hockey provision in a local area where appropriate. Research has identified key areas across the country where there is a lack of suitable hockey provision and where there is a need for additional pitches. There is an identified demand for multi-sport pitches in the right places to consolidate hockey and allow clubs to have all of their provision catered at one site.**




CONSULTATION OVERVIEW

- 6.5 Table 6.1 contains a summary of the consultations undertaken for hockey in Charnwood, focusing on the clubs' key issues and future. All pitch-rating comments are the opinions of the clubs and may differ from the impartial rating given by the site assessor.

Table 6.1: Summary of consultations from hockey sites in Charnwood

SITE	CONSULTATION SUMMARY
LOUGHBOROUGH ENDOWED SCHOOL	<p>A high-quality hockey facility used by Loughborough Carillion's Hockey Club and by Loughborough Town Hockey Club as a spill-over site. The facility is very new and is considered to be in a fair condition both by its users and by the site assessor. During consultation, the school clarified that hiring out the hockey pitch is a central part of its strategy to continue to engage and be part of the local community. It is also an element in the broader strategy to gain revenue from school assets. However, it should be noted that there is no formal or legal requirement for the school to make these pitches available to the public. Therefore, whilst there is no indication this pitch will become unavailable to the community for use in the future, there is also no guarantee that it will remain available.</p> <p>The school has submitted planning permission to add a second hockey pitch (with floodlighting) on the site of the current cricket pitch. The loss of the cricket pitch would be mitigated by adding a further cricket pitch at the school's Quorn playing field.</p>
LOUGHBOROUGH UNIVERSITY	<p>The Loughborough University site is host to high-quality provision of sports facilities; both pitches are of good quality (the sand-based pitch falls into the standard quality rating due to its age and because it is left open for students to use during the day). Both pitches are used by Loughborough Town Hockey Club, although the club uses the water-based pitch whenever possible. The university does not have any legal compulsion to allow Loughborough Town HC use of the facilities, but has a good relationship with the club. This means that although the facilities cannot be considered formally secured for community use, there is some form of usage arrangement between the club and the university. Loughborough Town Hockey Club has reported that the university is their preferred site and that due to a lack of pitch availability, they must utilise facilities at alternative sites. Loughborough University has made it clear that despite continued good relations with the club it has no desire to formalise a community use agreement with Loughborough Town Hockey Club and that student activity on these facilities will continue to have priority over community use.</p>
SOAR VALLEY LEISURE CENTRE	<p>AGP is 14 years old and open 7 days a week to the public. The pitch gets considerable use by the community as it is home to both Charnwood Mountsorrel Hockey Club and Charnwood Sileby Hockey Club. The pitch was rated as standard quality.</p>
WELBECK DEFENCE SIXTH FORM COLLEGE	<p>The pitch is considered to be in standard condition by both Loughborough Town Hockey Club and the site assessor. Considering the facility is over 10 years old, scoring 75% should be considered a fair score; it is a well-looked-after pitch. The facility is used as a spill-over site by Loughborough Town Hockey Club when there is insufficient availability at Loughborough University. There is no secured use of the facility for the club.</p>




SUPPLY

6.6 Charnwood has seven hockey-appropriate AGPs in the borough.

6.7 Table 6.2 provides details of these facilities.

Table 6.2: Hockey facilities in Charnwood

SITE NAME	SUB-AREA AND LOCATION	AVAILABILITY / SECURITY	SAND- / WATER-BASED	SIZE (M)	FLOODLIT	AGE OF SURFACE	CONDITION (QUALITY SCORE)
LOUGHBOROUGH ENDOWED SCHOOL	LOUGHBOROUGH – Burton Walks, Loughborough, LE11 2DU	Available / Unsecured	Sand-Dressed	97 x 59	Yes	2-5 years	Good
LOUGHBOROUGH UNIVERSITY	LOUGHBOROUGH – Epinal Way, Loughborough, LE11 3TU	Available / Unsecured	Sand-Based	110 x 70	Yes	>10 years	Standard
		Available / Unsecured	Water-Based	100 x 65	Yes	2– 5 years	Good
RATCLIFFE COLLEGE	RURAL SOUTH EAST – Ratcliffe-on-the-Wreake, LE7 4SG	Unavailable / Unsecured	Sand-Dressed	100 x 62	Yes	<2 years	Good
		Unavailable / Unsecured	Sand-Dressed	100 x 62	Yes	>10 years	Standard
SOAR VALLEY LEISURE CENTRE	CHARNWOOD FOREST – Off Kingfisher Road, Mountsorrel, LE12 7FG	Available / Secured	Sand-Dressed	100 x 60	Yes	>10 years	Standard
WELBECK DEFENCE SIXTH FORM COLLEGE	CHARNWOOD FOREST – Woodhouse Eaves, LE12 8WD	Available / Unsecured	Sand-Filled	97 x 60	Yes	>10 years	Standard




- 6.8 Table 6.2 shows that of the 7 hockey pitches in Charnwood, 5 are available for use for the community and just 1 site is securely available. This lack of security for clubs means they have limited ability to plan for the future, to increase their capacity or react to a change in circumstance (like finding a new venue should their current one be lost).
- 6.9 Table 6.2 also shows that of the sites available to and used by the community, three have a playing surface over 10 years old. Of the available pitch facilities, 3 of the 5 have standard quality facilities and 2 have good quality facilities.
- 6.10 All but one of the hockey pitches in the borough, Soar Valley, is owned and managed by an educational organisation. However, these educational organisations are effectively private organisations, as they own and manage their own facilities and can withdraw community use at any time (with the exception of Loughborough Endowed School which has a formal agreement for community use of its site).
- 6.11 Soar Valley Leisure Centre is the only site owned by Charnwood Borough Council and managed by its operational partner Fusion. This site is securely available to the community but received the lowest quality score of all the hockey pitches in the Borough, with 65%.
- 6.12 Table 6.3 below details the availability of AGPs at sites where they are utilised for hockey use. This has been presented in the form of match slots (2 hours' AGP use) and in hours for mid-week training demand (as this is mainly for training purposes). Some matches may take place during mid-week and therefore in the demand section of this paper, training has been converted to match slots to enable a supply v demand assessment, based on the same measures.


Table 6.3: Quantity overview for Hockey AGP's in Charnwood

SITE NAME	SUB-AREA	AGP TYPE	WEEKDAY PEAK HOURS AVAILABLE	SATURDAY MATCH SLOTS AVAILABLE	SUNDAY MATCH SLOTS AVAILABLE
LOUGHBOROUGH ENDOWED SCHOOL	LOUGHBOROUGH – Burton Walks, Loughborough, LE11 2DU	Sand-Dressed	20	8	8
LOUGHBOROUGH UNIVERSITY*	LOUGHBOROUGH – Epinal Way, Loughborough, LE11 3TU	Sand-Based	20	8	8
		Water-Based	20	8	8
SOAR VALLEY LEISURE CENTRE	CHARNWOD FOREST – Off Kingfisher Road, Mountsorrel, LE12 7FG	Sand-Dressed	20	8	8
WELBECK DEFENCE SIXTH FORM COLLEGE	CHARNWOD FOREST – Woodhouse Eaves LE12 8WD	Sand-Filled	20	8	8
TOTAL			100	40	40

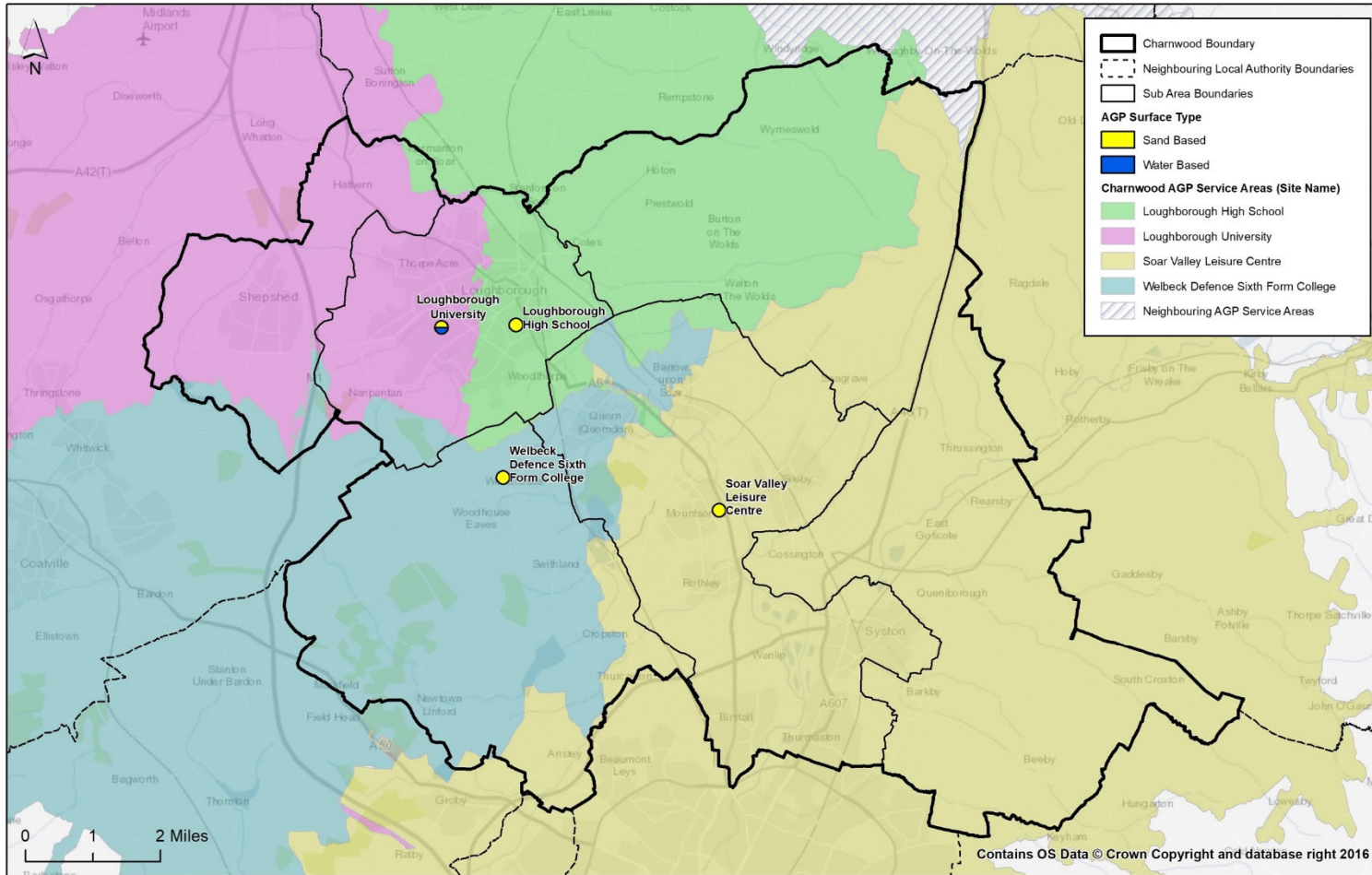
***It should be noted that University student activity on the AGPs based at Loughborough University is prioritised over all community activity.**



- 6.13 Table 6.3 shows that there are potentially 180 hours supply of hockey pitches available for use. However, activity directly linked to the university (such as training and matches for university teams) has priority of use for the university site. This in reality reduces the available supply of hours available from 180 to 108 (72 hours are available for use at the University for students as a priority).
- 6.14 Map 6.1 below shows the location of the full-sized AGPs in Charnwood available to the community and their accessibility to residents within the borough. Accessibility is shown through the coloured catchment areas. These catchments depict how the facilities service certain areas, both within and outside the borough, as their closest hockey pitch (within a maximum of 20 minutes' drive time).




Map 6.1: Location and Accessibility of Community Hockey Pitches in Charnwood



Sand and water based AGP sites with community use service areas in Charnwood (up to 20-minute drive time)





6.15 Map 6.1 shows that hockey provision is concentrated around Loughborough, with three pitches within the town. The map also shows how the other 2 facilities are also located in close proximity to Loughborough. Map 6.1 shows that all residents of the borough are within a 20-minute drive time of at least one hockey pitch within the borough. The map shows that facilities in Charnwood are also the closest facilities for large areas outside the borough, especially to the South, North and West. In this context, Soar Valley can be seen as having key strategic importance as it services the main arterial routes North of Leicester. These two factors mean that there is likely to be significant imported demand from the authorities surrounding Charnwood.

DEMAND

CURRENT DEMAND

6.16 There are 6 hockey clubs using hockey facilities in Charnwood, playing a range of competitive hockey and recreational hockey through junior and adult teams. Included within these 6 hockey clubs are 2 university clubs. These clubs cannot be classified as community clubs (accessible to Charnwood residents via membership) as members must be students of the University.

6.17 The team profile and demand for pitches in the Borough is summarised in Tables 6.4 and 6.5.

Table 6.4: Team profile for Hockey in Charnwood


CLUB NAME	ADULT TEAMS			JUNIORS	TOTAL
	SENIOR MEN	SENIOR WOMEN	MIXED		
CHARNWOD SILEBY	0	1	0	0	1
CHARNWOD MOUNTSORREL*	0	0	1	0	1
LOUGHBOROUGH CARILLONS**	0	0	5	0	5
LOUGHBOROUGH TOWN	6	2	0	3	11
LOUGHBOROUGH STUDENTS MEN'S	5	0	0	0	5
LOUGHBOROUGH STUDENTS LADIES	0	5	0	0	5

*Charnwood Mountsorrel HC: It is a mixed over 50s men's side that come together to play in the England Hockey Cup. The squad plays fixtures for other teams such as Barbarians, Syston Town and Nomads then come together for this competition. They use Soar Valley for only 3 to 4 games a season and do not train on the site.

**Loughborough Carillons HC did not respond to 4global's contact, following several attempts via email and phone. Team information was obtained via desktop research.

Table 6.5: Match demand for hockey in Charnwood

	NUMBER OF TEAMS	WEEKDAY	SATURDAY	SUNDAY
		COMPETITIVE HOURS REQUIRED		
SENIOR TEAMS (16-65)	24	0	19	0
JUNIOR TEAMS (11-15)	3	0	0	3
	NUMBER OF TEAMS	TRAINING HOURS REQUIRED		
SENIOR TEAMS (16-65)	24	28	0	0
JUNIOR TEAMS (11-15)	3	1.5	0	0



- 6.18 Tables 6.4 and 6.5 show the level of demand for hockey in the area. Collectively, there is an estimated 51.5 hours of demand for hockey (training and competitive play combined) in the borough with the vast majority of this dedicated to adult hockey training and matches.
- 6.19 Excluding the university teams, Charnwood has 18 hockey teams. Loughborough Town Hockey Club is the largest in the borough, representing 53% of all community adult teams, and 100% of the junior teams.
- 6.20 Table 6.5 highlights how the profile of hockey teams across Charnwood creates demand for use of AGP facilities throughout the week. 90% of hockey demand is concentrated in Loughborough.

FUTURE DEMAND


- 6.21 To calculate the future demand for hockey in the study area, a Team Generation Rate³² has been developed using the current number of teams and the current population. This measure allows us to calculate the size of population (for various age groups) will typically cause enough demand for a hockey team. Population projections have been taken from 2014 ONS SNPP figures.
- 6.22 This Team Generation Rate is applied to the population projections for the study area to confirm how population growth or reduction will affect the demand for teams in each of the key age groups. This population projection data has been provided by Charnwood Borough Council and aligns to their Core Strategy.
- 6.23 For the purposes of the study, the 6 adult mixed teams (where both men and women play together) have been distributed evenly between the adult male and female teams. Junior hockey in the borough is also mixed gender, so the number of teams has been distributed evenly to conform to Sport England requirements.

Table 6.6: Future Demand Projections for Hockey Teams in Charnwood


AGE GROUP	CURRENT POPN. (2017)	CURRENT TEAMS	TGR	FUTURE POPN (2036)	PREDICTED FUTURE NUMBER OF TEAMS	ADDITIONAL PROVISION NEEDED TO ACCOMMODATE NEW TEAMS
ADULT – M (16–45)	50400	14	0.1	55580	15	1
ADULT – F (16–45)	47580	11	0.1	51940	12	1
JUNIOR HOCKEY – BOYS	5220	1.5	0.4	6280	2	0.5
JUNIOR HOCKEY – GIRLS	4660	1.5	0.4	5780	2	0.5
TOTAL		28			31	3

- 6.24 Table 6.5 illustrates that there is projected to be a further 3 teams by 2036.
- 6.25 It should be noted that the Table 6.6 assumes that the population of the university will grow in line with the rest of the borough (where this may be faster or slower depending on the growth strategy of the university).

³² The Team Generation Rate calculation uses the current number of teams and the current population to calculate a proxy measure of the number of total residents per relevant sports team. This measure is therefore applied to the projected population (depending on the length of the strategy) to predict how many additional teams will be required in order to satisfy the demand from the 'new' population.



- 6.26 Table 6.6 also assumes that the proportion of students playing hockey will remain in line with any increase in number of students at the university. However, this may not necessarily be the case. For example, if the university chooses to grow by attracting more overseas students to the campus, potentially from places that do not traditionally play hockey, then the proportion of students playing hockey would be expected to fall. Conversely, if the university recruits overseas students from countries where hockey is played regularly (e.g. the Low Countries, North America or India) then the proportion of students playing hockey could rise significantly.
- 6.27 At present, university teams make up 36% of teams in the area, but clubs do not produce enough demand to utilise 100% of the university pitches. This spare capacity is used primarily by Loughborough Town Hockey Club. However, if the university's hockey clubs were to grow and therefore utilise more of the university's pitch capacity, this would mean Loughborough Town HC would no longer be able to use the facilities at their preferred venue, at least to the same level as they do now. This would require Loughborough Town HC to use other pitches, potentially increasing travel times for their members.
- 6.28 Finally, for the purposes of the TGR, adult mixed hockey demand is split evenly between men and ladies. Adult mixed hockey accounts for 32% of all adult teams in the area. Given that there is forecasted growth for 2 adult teams in Charnwood (1 men's and 1 ladies' teams), this increase in demand is attributed to the gender-specific teams, with no additional mixed hockey teams projected from the TGR.
- 6.29 As the largest men's and ladies' sections for any community club, both the additional adult teams are assigned to Loughborough Town HC. As the only club with any junior teams, the one additional junior team forecast to be developed in the area is also be assigned to this club.
- 6.30 It is important to note that this calculation assumes that clubs, Charnwood Borough Council and England Hockey do not improve their marketing or participation schemes over the period and are therefore no more successful than they are now in attracting new players to participate in hockey in Charnwood. In reality, it is expected that there will be improved channels of digital communication and improved maintenance technology, as well as higher quality ancillary provision. The output of this will be a higher quality and an improved ability to generate demand and convert it into participation.



SUPPLY AND DEMAND BALANCE


- 6.31 To calculate whether there is any spare capacity at hockey sites in the study area, Table 6.7 shows the supply and demand figures for the sites that are used for community hockey. The table below provides capacity analysis for all hockey club AGPs in Charnwood. This table contains demand (in hours) from competitive matches as well as training required by local clubs.
- 6.32 In order to assess the availability of hockey facilities at peak times, it has been assumed that the period of highest demand for hockey matches is on a Saturday.

Table 6.7: Supply and demand balance for hockey in Charnwood

SITE NAME	SUPPLY (HOURS)			DEMAND (HOURS REQUIRED – FOR TRAINING AND MATCHES)			BALANCE (MATCH SLOTS)		
	WEEKDAY	SATURDAY	SUNDAY	WEEKDAY	SATURDAY	SUNDAY	WEEKDAY	SATURDAY	SUNDAY
LOUGHBOROUGH ENDOWED SCHOOL	20	8	8	1.5	0	3	18.5	8	5
LOUGHBOROUGH UNIVERSITY (STUDENT USE)	32	8	16	18	8	0	14	0	16
LOUGHBOROUGH UNIVERSITY (COMMUNITY USE) *	8	8	0	8	8	0	0	0	0
SOAR VALLEY LEISURE CENTRE	20	8	8	2	1	0	18	7	8
WELBECK DEFENCE SIXTH FORM COLLEGE	20	8	8	0	2	0	20	6	8

*The facilities at Loughborough University are prioritised for student activity. This includes intramural hockey and lacrosse, time designated for inter-department fixtures and informal/casual use for football. Loughborough Town Hockey Club reported that whilst the university is their preferred site, they do utilise other facilities as they are unable to access any more time at the university. Therefore, only the hours currently designated to Loughborough Town Hockey Club by the university can be considered as “Supply” for community use. Loughborough University will therefore be considered “At Capacity” for community use for hockey.

- 6.33 Table 6.7 illustrates that whilst there is an over-supply of hockey provision in the borough of Charnwood, much of this supply capacity is provided by Loughborough University. Given the findings above, a scenario discounting both the supply and demand for hockey facilities from Loughborough University is used to determine strategic recommendations for hockey in Charnwood.



CAPACITY ANALYSIS AND SCENARIO TESTING

6.34 Table 6.7 does not reflect the actual supply and demand situation in Charnwood. Instead, Table 6.8. should be considered. Given it demonstrates the supply and demand balance without Loughborough University facilities or teams.

Table 6.8: Supply and demand balance for hockey in Charnwood


SITE NAME	SUPPLY (HOURS AND MATCH SLOTS)			DEMAND (HOURS AND MATCH SLOTS)			BALANCE (HOURS AND MATCH SLOTS)		
	WEEKDAY	SATURDAY	SUNDAY	WEEKDAY	SATURDAY	SUNDAY	WEEKDAY	SATURDAY	SUNDAY
LOUGHBOROUGH ENDOWED SCHOOL	20	8	8	1.5	0	3	18.5	8	5
SOAR VALLEY LEISURE CENTRE	20	8	8	2	1	0	18	7	8
WELBECK DEFENCE SIXTH FORM COLLEGE	20	8	8	0	2	0	20	6	8
SUBTOTAL	60	24	24	3.5	3	3	56.5	21	8
LOUGHBOROUGH TOWN HC	-	-	-	8	8	0	-8	-8	-
TOTAL FOR LOUGHBOROUGH SUB-AREA	20	8	8	9.5	8	3	10.5	0	5
GRAND TOTAL	60	24	24	11.5	11	3	48.5	13	8

N.B. Table 6.8 does not include Loughborough University facilities or teams

6.35 Table 6.8 shows that there is sufficient capacity in the existing facilities for demand generated by Loughborough Town Hockey Club to be met without the use of Loughborough University sites.

6.36 Table 6.8 also shows that whilst there is sufficient supply of facilities to accommodate all Loughborough Town demand (which was previously placed on Loughborough University facilities) within the sub-area of Loughborough, this would result in Loughborough Endowed School's pitch being used at capacity on Saturdays (provided the school was prepared to continue making the facility available). This means that neither Loughborough Town HC or Loughborough Carillion's HC would have any spare capacity to utilise should their clubs wish to grow and develop more teams.

6.37 The TGR analysis forecasts where new teams would be distributed; this shows that Loughborough Town HC is projected to have two additional adult teams and one additional junior team by 2036. Given that the club's junior section plays and trains during times where there is spare capacity at Loughborough Endowed School, the existing facilities have enough capacity to accommodate the additional junior team demand (provided the pitch continues to be made available); however, this would not be the case for the additional Saturday demand generated by the two additional adult teams.




- 6.38 It should also be noted that Loughborough Town does use Welbeck Defence Sixth Form College to accommodate demand which cannot be met by Loughborough University, however, this site is outside of the club’s preferred sub-area and not securely available to them for continued use in the future.
- 6.39 It is therefore also necessary to include an additional scenario, analysing the impact if all unsecured sites are removed from the pitch supply, leaving just Soar Valley Leisure Centre. The impact of this can be seen in Table 6.9.

Table 6.9: Secured Supply and demand balance for hockey in Charnwood

SITE NAME	SUPPLY (HOURS AND MATCH SLOTS)			DEMAND (HOURS AND MATCH SLOTS)			BALANCE (HOURS AND MATCH SLOTS)		
	WEEKDAY	SATURDAY	SUNDAY	WEEKDAY	SATURDAY	SUNDAY	WEEKDAY	SATURDAY	SUNDAY
SOAR VALLEY LEISURE CENTRE	20	8	8	11.5	11	3	8.5	-3	5

N.B. Table 6.9 does not include unsecured hockey pitches

- 6.40 Table 6.9 shows that there is sufficient capacity to accommodate all current and projected demand at secured hockey pitches in Charnwood. However, not all of this demand could be met at peak time with 6 teams unable to fulfil their fixtures at the preferred time.
- 6.41 The above analysis also shows that whilst the majority of demand for community hockey in Charnwood is generated by teams based in the Loughborough sub-area, there is no securely available provision in this sub-area. If all unsecured provision were to become unavailable, this would result in most community hockey demand having to be met outside of their “home” sub-area.
- 6.42 It should also be noted that Loughborough Endowed School has submitted a planning application to build a further full-size hockey appropriate AGP on the field where their cricket pitch is currently located. As per the commentary in site-by-site analysis in Appendix D: Site-by-Site Analysis Hockey, there are no significant strategic objections to this pitch being installed. However, it is recommended that if such a pitch is to be built secured community access to the facility at peak times by England Hockey affiliated community clubs should be a planning condition of the application being accepted (including some parameters being set over fee levels that can be implemented). Such a guarantee would ensure there is adequate, affordable secured community hockey provision in Loughborough to meet both current and future demand.
- 6.43 It should also be noted that if further 3G provision is developed in the Soar Valley sub-area, a reduction in the level of football use of sand-based pitches would be expected. This is likely to provide spare capacity at Soar Valley Leisure Centre. The majority of this impact would be seen during mid-week evenings, as this is when there is the greatest level of football demand for the AGP (training and possibly competitive use).




HOCKEY SUMMARY


- 6.44 This section summarises the findings from the hockey analysis, which forms the basis of the recommendation and action plan section for Charnwood.
- 6.45 Table 6.10 includes the responses to 5 key questions; these are asked for all PPS studies across the UK, in order to provide a standardised illustration of supply and demand for sports provision. Following this, general recommendations have been included, which will link with the strategy and action plan section of the PPS.

Table 6.10: Key PPS findings for hockey in Charnwood

KEY QUESTION	ANALYSIS
WHAT ARE THE MAIN CHARACTERISTICS OF THE CURRENT SUPPLY AND DEMAND FOR PROVISION?	<p>There are 7 hockey-appropriate AGPs in Charnwood based across 5 sites. Of these 7 pitches, 5 are available to the community for use, but only one is available on a secured basis: Soar Valley Leisure Centre.</p> <p>There is one water-based pitch in the area at Loughborough University, which is considered to be in good condition. All other pitches are sand-based or -dressed pitches. Loughborough Endowed School is the only other good pitch available to the community for use. All other pitches available to the community are considered to be in standard condition.</p> <p>All pitches, with the exception of Soar Valley Leisure Centre, are based on private educational sites.</p> <p>The 5 available pitches are concentrated in Loughborough sub-area. Welbeck Defence Sixth Form College is also based close to Loughborough but is located in the Charnwood Forest sub-area. Soar Valley Leisure Centre is located further away from Loughborough in Mountsorrel, in the Soar Valley sub-area. The 5 available pitches produce a total supply of 100 hours of training time, 40 Saturday match slots and 40 Sunday match slots, and all are floodlit.</p> <p>There are 4 community clubs based in the borough, plus Loughborough Men’s and Ladies’ Student clubs. These clubs generate 28 teams (18 teams with the student teams discounted). Of these 18 community teams, 15 are senior teams – including 6 men’s teams (all produced by Loughborough Town HC) – 3 are women’s teams (1 produced by Charnwood Sileby HC and the other by Loughborough Town HC), and 6 are mixed teams (5 produced by Loughborough Carillons HC and the other produced by Charnwood Mountsorrel HC). Together, these teams demand 51.5 hours of hockey per week, comprising 29.5 training hours and 21 hours of match play.</p> <p>Most clubs are based on pitches in Loughborough. Charnwood Sileby HC and Charnwood Mountsorrel HC are the only two clubs to play on Soar Valley Leisure Centre. Charnwood Mountsorrel HC is a mixed over 50s men’s side that come together to play in the England Hockey Cup. The squad plays fixtures for other teams such as Barbarians, Syston Town and Nomads, and then comes together for this competition. They use Soar Valley Leisure Centre for only 3 to 4 games a season and do not train on the site.</p>
IS THERE ENOUGH ACCESSIBLE AND SECURED COMMUNITY USE PROVISION TO MEET CURRENT DEMAND?	<p>The only site considered to have reached its capacity for use is the hockey pitch made available by Loughborough University. This is due to Loughborough Town HC having reached the maximum number of hours the university is prepared to allocate to them. As a result, the club uses other facilities such as Welbeck Defence Sixth Form College and Loughborough Endowed School to meet this demand shortfall.</p> <p>All other venues have sufficient spare capacity to allow for additional use if required.</p>



KEY QUESTION	ANALYSIS
<p>IS THERE ENOUGH ACCESSIBLE AND SECURED COMMUNITY USE PROVISION TO MEET CURRENT DEMAND?</p>	<p>The demand for hockey generated in the area is mostly met by unsecured pitches at Loughborough University and Loughborough Endowed School. Only 3.5 hours of training and 4 matches per week take place on securely available facilities.</p> <p>If all demand were to be addressed through the only secured site in the Borough, then 6 teams per week would have to find alternative facilities to play at Saturdays.</p> <p>This would also mean that Loughborough Town would no longer be able to access a water-based pitch (which may cause them to lose members, as this is attractive for players to use and relatively unique at the standard at which the club plays).</p> <p>Moving all demand onto just one pitch would also be likely to cause friction between clubs, as they would need to share, alternate or compete for preferred training and match slots.</p> <p>It should be noted that during consultation with Loughborough Town HC and the university, both reported having a positive relationship, with good, open lines of communication. Neither the club nor the university feels there is any imminent threat to Loughborough Town HC's use of the facility in the short- or medium-term future; however, the university is resolved not to offer any long-term security of tenure for the club, as the pitch is a university asset and there is no perceived need for the university to do so. Whilst the club, along with England Hockey, would prefer some security of tenure agreement, this situation is unlikely to change in the future.</p> <p>Loughborough Endowed School similarly reported that having community use of its hockey pitch is a key part of its strategy, meaning there is little chance of community hockey being prevented from playing on the pitch in the future.</p>
<p>IS THE PROVISION THAT IS ACCESSIBLE OF SUFFICIENT QUALITY AND APPROPRIATELY MAINTAINED?</p>	<p>All the AGPs are considered to be of sufficient quality. However, should Loughborough Town lose access to the water-based AGP at Loughborough University, then there is no equivalent-quality facility in the borough for the club to use, which would be likely to have an impact on their membership. Loughborough Endowed School and Welbeck Defence Sixth Form College are both considered to be of adequate quality for Loughborough Town's lower ranked teams.</p> <p>The only provision in need of improvement is the Soar Valley Leisure Centre pitch, which remains in a fair condition for a pitch of 14 years old, but is of insufficient quality to meet the expectations of Loughborough Town Hockey Club.</p>
<p>WHAT ARE THE MAIN CHARACTERISTICS OF THE FUTURE SUPPLY AND DEMAND FOR PROVISION?</p>	<p>All future demand is projected to be produced through Loughborough Town HC. This includes two adult teams (1 men's and 1 ladies') and 1 additional junior team by 2036. This is due to the fact that there is limited projected growth for hockey in the area and this club is the dominant one in terms of size and demand.</p> <p>This is reinforced by the presence of a major SUE being developed to the West of Loughborough, which will increase the club's catchment area.</p>
<p>IS THERE ENOUGH ACCESSIBLE AND SECURED COMMUNITY USE PROVISION TO MEET FUTURE DEMAND?</p>	<p>There is enough spare capacity at either of the pitches used by Loughborough Town HC for extra capacity, i.e. Loughborough Endowed School or Welbeck Defence College, to accommodate the additional teams likely to be developed in the future.</p> <p>There is sufficient capacity within the secured pitch supply to meet all projected future demand. However, if Loughborough Town HC were to lose access to the water-based pitch at Loughborough University, this would be problematic as there is no other pitch in the borough of a comparable quality.</p>




KEY QUESTION	ANALYSIS
	<p>Soar Valley Leisure Centre pitch is currently not of a suitable quality for high-level hockey.</p> <p>The addition of a good-quality hockey pitch at Loughborough Endowed School that is securely available for community use and provides England Hockey affiliated community clubs with first priority on bookings and an agreed pitch hire rate that is legally tied to the rate of inflation.</p>

- 6.46 Table 6.10 summarises the key findings for hockey and identifies the parts of the analysis that should be considered by the PPS steering group moving forward.
- 6.47 To develop this further, the table in Appendix D: Site-by-Site Analysis Hockey provides overarching recommendations for hockey in Charnwood. These are cross-referenced to the strategy and action plan section of the PPS.

Table 6.11: Recommendations for Hockey in Charnwood

HOCKEY RECOMMENDATIONS
<p>This response highlights identified key themes and provides overarching recommendations that should be addressed by the specific recommendations for each site, which are set out in Appendix D: Hockey Site-by-Site analysis and in the action plan at the end of the PPS document.</p> <p>Recommendation H1: All facilities identified in the site-by-site analysis (Appendix D: Hockey Site-by-Site Analysis) should be protected as ‘Playing Fields’ in the Local Plan, unless otherwise stated.</p> <p><u>Justification:</u> The site-by-site analysis above lays out the reasons for each site’s protection. More generally, protecting playing fields and playing pitch sites is seen as essential to providing residents with the opportunity to exercise and participate in sport and physical activity. This protection enhances the ability of Sport England and Charnwood Borough Council to protect facilities from urban development where possible. It also helps to ensure that these sites are adequately and appropriately replaced should they be lost to regular use through development.</p> <p>Recommendation H2: The pitch surface at Soar Valley Leisure Centre is rated as standard quality but is 14 years old. Most hockey pitches normally have a lifespan of 10–12 years, depending on their level of use and maintenance. The age and condition of the facility indicates that refurbishing the pitch surface in the near future is both necessary and timely. Furthermore, an improvement to this facility should encourage further use of the facility, and therefore, lower dependency on unsecured sites to provide facilities of adequate quality for community hockey. It is therefore recommended that this pitch be resurfaced in the near future. Consideration should be given to the new carpet-type facilitating use by hockey, netball and tennis, to provide a multi-sport hub. Providing a multi-sport surface at this venue could also help to address training and playing needs for other sports such as netball and tennis and could create a multi-sport hub used by a number of clubs and teams.</p> <p><u>Justification:</u> The existing hockey pitch surface is unsuitable for high-performance hockey club use. There is also an identified need for additional outdoor tennis courts, over and above the provision planned in the SUEs, which will not be developed until late 2028. There is a need for outdoor netball courts for summer use and competitions. The need for additional outdoor tennis courts and netball courts could be addressed, at least in part, if a replacement multi-sport surface was provided at Soar Valley Leisure Centre.</p> <p>Recommendation H3: It is recommended that secured community use of Soar Valley Leisure Centre be retained as a priority and that a future pitch at Loughborough Endowed School should provide secured community access for England Hockey-affiliated clubs (with controlled booking fees).</p> <p><u>Justification:</u> Most hockey pitches in the area are not securely available for community use. This is unlikely to change in the future. Should any of the currently used unsecured pitches become unavailable to community clubs, there is likely to be a significant reduction in the level of hockey activity in Charnwood.</p>




HOCKEY RECOMMENDATIONS

Soar Valley Leisure Centre is the best site to prioritise for retention as a hockey facility. This is because Charnwood Borough Council, Sport England and/or England Hockey have the opportunity to influence the booking and management policy of these facilities. Loughborough Endowed School provides another priority site, but given this is a school site, it is harder for external agencies to influence how it operates. Ensuring these facilities are legally secured for community hockey use will guarantee the continuation of the maximum level of hockey activity in Charnwood, even if all unsecured sites become unavailable for community use. Development of additional sand-based pitches in the SUEs could also help to address this situation.

Recommendation H4: It is recommended that England Hockey and Loughborough Town Hockey Club liaise with Loughborough University to secure access to available pitches.

Justification: This is not only to benefit Loughborough Town HC in terms of pitch use, but also to ensure that, should the situation change, Loughborough Town HC has maximum notice and can plan accordingly.



7 RUGBY LEAGUE

INTRODUCTION AND STRATEGIC CONTEXT


- 7.1 The Rugby Football League (RFL) is the national governing body responsible for grassroots and elite rugby league in England, with the season operating from April to September.
- 7.2 The RFL's National Facilities Strategy was published in 2017. The following themes are prioritised:
- **Priority 1: develop high-quality Group 3 clubs as satellite hub sites for grassroots rugby league;**
 - **Priority 2: work with key stakeholders to invest in shared facility hub sites to ensure THAT rugby league benefits from wider industry development and geographical spread;**
 - **Priority 3: invest in clubhouses to create high-quality assets and increase the sustainability of rugby league clubs;**
 - **Priority 4: help clubs to secure the longevity of their tenure to provide long-term certainty and allow grant funding;**
 - **Priority 5: develop high-quality, rugby league-specific AGP facilities to future-proof the game and encourage cross-sport collaboration;**
 - **Priority 6: improve access to high-quality maintenance equipment to improve the overall quality of rugby league grass pitches;**
 - **Priority 7: engage and collaborate with the education sector to improve the player pathway and open up facilities;**
 - **Priority 8: develop and embed an online facility management system, to digitise the sport alongside existing RFL transformation projects; and**
 - **Priority 9: ensure fit-for-purpose club governance structures for facility management to give clubs the tools to manage high-value facility assets.**
- 7.3 The RFL considers Charnwood to be an Emerging Affinity Area for rugby league. The National Facilities Strategy prioritises 20% of the RFL's grass roots facilities development budget to Emerging Affinity Areas.

GENERAL OVERVIEW OF PARTICIPATION

- 7.4 The demand for rugby league in the study area is satisfied by 2 teams: 1 senior men's team at Loughborough RFC, and an U18s team from Loughborough College also playing at Loughborough RFC. There is also demand for rugby league from the Loughborough University Students Rugby Football League Club. This club is exclusive to students of the university and plays home games only at the university site. Demand from this club has therefore been excluded from the study.

KEY ISSUES

- 7.5 Loughborough RFC began entering a rugby league side into local competitions as a means of providing a "rugby offer" to members all year round. The team has been operating for one year; the club has stated that should rugby league be successful, then they have capacity to add further teams, however, the club is a rugby union-focused club with rugby league currently offering an alternative summer game.



SUPPLY

QUANTITY OVERVIEW

7.6 The ownership of the rugby sites across the study area is shown in Table 7.1.

Table 7.1: Rugby League pitches in Charnwood

SITE NAME	SUB-AREA AND LOCATION	COMMUNITY USE ON SITE	SECURITY OF USE	OWNERS	OWNERSHIP TYPE	MANAGEMENT TYPE	ADULT	JUNIOR/ MINIS	PITCH RATING
LOUGHBOROUGH RFC	LOUGHBOROUGH, Loughborough, LE11 5FJ	Available	Secured	Charnwood Borough Council (club has lease until 2060)	Sports club	Sports club	1	0	Standard

7.7 Table 7.1 shows that there is just 1 rugby league pitch accommodating community rugby league usage in Charnwood. This pitch is rated as standard quality and therefore has a carrying capacity of 2.0 rugby league match equivalents per week.


DEMAND

7.8 The demand for the rugby sites across the study area is shown in Table 7.2.

Table 7.2: Demand for Rugby League in Charnwood

TEAM NAME	SENIORS	YOUTH AND JUNIOR BOYS	YOUTH AND JUNIOR GIRLS	MINIS	DEMAND IN MATCH EQUIVALENTS
LOUGHBOROUGH RFC – RUGBY LEAGUE	1	0	0	0	1.0
LOUGHBOROUGH COLLEGE	0	1	0	0	1.0

7.9 Table 7.2 shows that there is demand from 2 teams in Charnwood. Both of these teams play at Loughborough RFC.



FUTURE DEMAND

- 7.10 To calculate the future demand for rugby league in the study area, a Team Generation Rate³³ (TGR) has been calculated using the current number of teams and the current population. This measure allows us to calculate what size of population (for various age groups) will typically cause enough demand for a rugby league team.
- 7.11 As for the other sports, the TGR is calculated using 2014 SNPP data, provided by the ONS.
- 7.12 This TGR can now be applied to the population projections for the study area to confirm how population growth or reduction will affect the demand for teams in each of the key age groups. This population projection data has been provided by Charnwood Borough Council and aligns to their Core Strategy.
- 7.13 Table 7.3 outlines the TGR analysis for Rugby League in Charnwood.

Table 7.3: Demand for Rugby League in Charnwood

AGE GROUP	CURRENT POPN. (2017)	CURRENT TEAMS	TGR	FUTURE POPN (2036)	PREDICTED FUTURE NUMBER OF TEAMS	ADDITIONAL PROVISION NEEDED TO ACCOMMODATE NEW TEAMS
RUGBY LEAGUE ADULT MEN (19–45YRS)	34380	1	34380	38340	1	0
RUGBY LEAGUE YOUTH & JUNIOR BOYS (12–18YRS)	8400	1	8400	10040	1	0
TOTAL		2			2	0

- 7.14 The TGR analysis in Table 7.3 projects that there will be no additional demand generated due to the increase in population between 2017 and 2036.
- 7.15 This analysis does not take into account improved player recruitment strategies and communications introduced by the RFL, which may grow the rate of participation in rugby league above its current level in Charnwood.

SUPPLY AND DEMAND BALANCE


- 7.16 Table 7.4 shows the supply and demand balance in Charnwood for rugby league.

Table 7.4: Rugby League supply and demand in Charnwood

SITE NAME	CARRYING CAPACITY	DEMAND				SUPPLY AND DEMAND BALANCE
	SNR	SENIOR	YOUTH AND JUNIOR BOYS	YOUTH AND JUNIOR GIRLS	MINI	
LOUGHBOROUGH RFC	2.0	1.0	1.0	0	0	0.0

- 7.17 Table 7.4 shows that there is enough capacity in the existing stock of rugby league pitches to accommodate current demand. However, the table also shows that there is no spare capacity should either the club or the college wish to increase the number of rugby league teams it fields.

³³ The Team Generation Rate calculation uses the current number of teams and the current population to calculate a proxy measure of the number of total residents per relevant sports team. This measure is therefore applied to the projected population (depending on the length of the strategy) to predict how many additional teams will be required in order to satisfy the demand from the “new” population.



RUGBY LEAGUE SUMMARY

- 7.18 There are 2 rugby league teams in the borough, both playing out of Loughborough RFC. No additional demand is expected to be generated by the increase in population.
- 7.19 The pitch used for rugby league is considered to be at capacity given current levels of demand.
- 7.20 Following the supply and demand analysis undertaken for rugby league facilities across the borough, Table 7.5 below summarises the key recommendations that have been identified for the sport. These are cross-referenced to the strategy and action plan section of the PPS.

Table 7.5: Recommendations for Rugby League in Charnwood

RUGBY LEAGUE RECOMMENDATIONS

Recommendation RL1: Loughborough RFC should be protected as 'Playing Fields' in the Local Plan, unless otherwise stated.


Justification: The site provides the only rugby league pitch in Charnwood available to the community for use. It is therefore imperative that this site be protected for long-term sporting use. More generally, protecting playing fields and playing pitch sites is seen as essential to providing residents with the opportunity to exercise and participate in sport and physical activity. This protection enhances the ability of Sport England and Charnwood Borough Council to protect facilities from urban development where possible. It also helps to ensure that these sites are adequately and appropriately replaced should they be lost to regular use through development.

Recommendation RL2: It is recommended that should rugby league demand increase at Loughborough RFC, another of the existing 2 rugby union pitches should be periodically utilised as rugby league pitches (by altering the line markings), thereby keeping all demand centralised at a single hub site.

Justification: Club consultation reveals that much of the demand for rugby league in Charnwood is generated by members of the Loughborough Rugby Football Club, a rugby union club. Ensuring that supply of pitches remains centralised around the Loughborough RFC site provides the greatest opportunity for the rugby league section to recruit players from the rugby union section of the club. This in turn will provide the rugby league section with the ability to grow and recruit members from outside of the rugby club.


Recommendation RL3: It is recommended the RFL and Charnwood Borough Council work with the club to identify a suitable site for a dedicated pitch if/when the rugby league part of Loughborough Rugby Club feels they need to move to a dedicated facility. A possible site is the Derby Road Sports Ground, where there is significant spare capacity for football at off peak times and therefore could be used for rugby league. The site neighbours Loughborough RFC and therefore would cause the club minimal disruption if this option were pursued. Such a scenario would require careful examination of supply and demand balances of other sports at the time.

Justification: There is some but relatively little crossover between the playing seasons of the two rugby codes; however, the size of the rugby league section (and consequently the amount of wear on the pitches) does not currently warrant a dedicated rugby league facility. Should the rugby league section grow and develop significantly, it is likely that the two codes will become incompatible. This would be due to more fixtures increasing the crossover of the two seasons and more intensive use of the pitches preventing adequate recovery from the winter (rugby union) season.



THE NEEDS ASSESSMENT – ADDITIONAL SPORTS

This section details the analysis undertaken for sports that are not typically included within a PPS.




8 TENNIS

INTRODUCTION

- 8.1 The Lawn Tennis Association (LTA) is the organisation responsible for the governance of tennis. Tennis Leicestershire is responsible for the sport in terms of county teams and county-based initiatives in Charnwood.
- 8.2 The following section provides greater detail of the existing strategies and national facility plans, that are currently being delivered by the LTA.
- 8.3 Following this, the supply and demand section of this report evaluates the adequacy of facilities for tennis and considers:
- **The supply of courts and demand for these courts;**
 - **The adequacy of courts in Charnwood; and**
 - **Recommendations moving forward.**

STRATEGIC CONTEXT

- 8.4 The LTA's governing strategy is "The British Tennis Strategic Plan 2015–2018."
- 8.5 The stated mission of the strategy is to: Get more people playing tennis more often.
- 8.6 There are three strands of participation focus:
- **Deliver great service to clubs:**
 - Provide great support for clubs of all sizes by sharing best-practice learning;
 - Apply greater focus on clubs seeking to grow the game in their club and community; and
 - Help clubs achieve management excellence.
 - **Build partnerships in the community by:**
 - Developing strong local park and other community tennis venue partnerships, to deliver inclusive tennis provision for all;
 - Invest in great people delivering great experiences in parks; and
 - Targeted investment in "welcoming" park facilities for people to socialise and play.
 - **Enhance tennis offer in education by:**
 - Further strengthening schools' offers, while introducing new secondary school programmes;
 - Provide support to develop more effective links between schools and other places where tennis is played; and
 - Maximise playing opportunities and help build a future workforce in colleges and universities.
- 8.7 The LTA has conducted some wide-ranging research to understand how the wider public feel about tennis and primarily the main barriers they see to accessing the sport. The research has been split into the club, community and education sectors. The relevant headlines are highlighted below:
- **Around 5 million people play once per year – the majority of this is in parks;**
 - **36% of tennis played by those aged 14+ is on parks (14% clubs and 19% schools);**
 - **80% of those that don't play tennis, but would like to, see parks as their first option;**



- **For those people who want to play tennis in parks, they are most dissatisfied with the state and condition of courts, ease of booking and the number of courts available for play;**
- **Demand for tennis is highest amongst those who stopped playing in the last 5 years – but the age profile is wide ranging; and**
- **Although there is demand amongst the C2 D and E demographic classifications, the highest latent demand is from the ABC 1 demographic classification.**

- 8.8 The Sport England Active People Survey confirms that the seasonal participation peaks for tennis in the summer. This is particularly pronounced amongst non-club and occasional players.
- 8.9 It is key to note that the correlation between the lack of “community” tennis in the non-summer months is likely to be heavily influenced by the lack of floodlighting, which is often a characteristic of local authority-owned courts.
- 8.10 Further research carried out by the LTA suggests that many more people would play tennis if they knew where courts were located, particularly local authority courts. Its assertion is that better promotion would increase demand.
- 8.11 Technological development is evolving, and it is now possible for an access gate to have a unit that is opened by key or swipe card. This keypad can be used to open the gate with a code, automatically generated by an online booking system. There are also now mobile phone and tablets applications that can allow customers to book and pay for courts.
- 8.12 It is hoped that increasing the awareness of facility location and availability, the ease of bookings and protecting the security of facilities from petty crime and vandalism will increase the conversion of latent demand to actual demand across the country. The LTA is therefore keen to work with local authorities, especially those in areas of high population, to deliver fit-for-purpose projects at sites with community access.
- 8.13 Table 8.1 below summarises the consultations held with the LTA regarding Charnwood.

Table 8.1: LTA consultation summary

LTA CONSULTATION SUMMARY

Leicester is a priority focus for the Midlands LTA. There is a dedicated team member focusing on the tennis provision in the area. Charnwood is also a priority focus for the Midlands LTA. Recently the LTA provided financial assistance to resurface 3 courts and install new floodlights at Charnwood Lawn Tennis club.

The Midlands LTA has been involved in the early stages of a project to redevelop the courts at Park Road and is in discussions with Charnwood Borough Council regarding this matter. The LTA confirmed that as a matter of policy, the ability to reserve community accessible courts through an online booking system is a mandatory requirement for them to consider funding any community court developments.


COURT SUPPLY

8.14 Table 8.2 provides an analysis of outdoor tennis courts sites in the area. The quality rating of a site is calculated using the following LTA criteria:

- **Good:** Good playing surface, courts recently been upgraded, resurfaced, nets and fencing in working order.
- **Average:** Playing surface ok, playing surface is fading, jet wash/repaint will bring it back to life, although courts will be in need of refurbishment/resurfacing in a couple of years' time.
- **Poor:** Playing surface poor, slippery playing surface, poor drainage, cracks on the playing surface and surrounding area, court markings hardly visible, no nets or nets damaged, surrounding fencing poor/dangerous.


Table 8.2: Outdoor Tennis Provision by Site

SITES	SUB-AREA AND LOCATION	OWNERSHIP	MANAGEMENT	ACCESS STATUS	SECURITY OF ACCESS	TENNIS COURTS			SITE QUALITY
						COURTS	SURFACE	FLOODLIT	
3M HEALTHCARE SPORTS AND SOCIAL CLUB	Soar Valley – Shelthorpe, LE12 8UE	3M - Commercial	Private	None – Private club	N/A	2	Macadam	–	Poor
ANSTEY RECREATION GROUND	Charnwood Forest – Anstey, LE7 7AY	Anstey Parish Council	Parish Council	Yes – Community	Secured (own freehold)	2	Artificial grass	(Partial)	Poor
ASHMOUNT SCHOOL	Loughborough – LE11 4SQ	Leicestershire County Council	School (In-house)	None – Education	N/A	1	Macadam	–	Good
NANPANTAN SPORTS GROUND (CHARNWOOD LTC)	Loughborough – LE11 3TN	Charnwood Borough Council	Sports Club	Yes – club	Secured (leased from Charnwood Borough Council)	8	4 Macadam & 4 artificial grass	4 (artificial grass)	Standard
CHARNWOOD COLLEGE	Loughborough – LE11 4SQ	David Ross Education Trust (Academy)	Academy Trust	None – Education	N/A	4	Macadam	–	Standard
DE LISLE COLLEGE	Loughborough – LE11 4SQ	Blessed Cyprian Tansi Catholic Academy Trust	Academy Trust	None – Education	N/A	5	Macadam	–	Poor




PLAYING PITCH STRATEGY
CHARNWOOD BOROUGH COUNCIL

SITES	SUB-AREA AND LOCATION	OWNERSHIP	MANAGEMENT	ACCESS STATUS	SECURITY OF ACCESS	TENNIS COURTS			SITE QUALITY
						COURTS	SURFACE	FLOODLIT	
GREENFIELDS SPORTS AND SOCIAL CLUB	Loughborough – LE11 3HZ	Greenfields Sports and Social Club	Sports Club	Yes – club	Secured (own freehold)	3	Macadam	3	Standard
GYNSILL LAWN TENNIS CLUB	Charnwood Forest – Anstey, LE7 7AN	Gynsill Lawn Tennis Club	Sports Club	Yes – club	Secured (own freehold)	6	4 artificial grass & 2 artificial clay	4 floodlit courts (2 artificial clay & 2 artificial grass)	Good
KING GEORGE PLAYING FIELDS	Rural South East – Queniborough, LE7 3DR	Queniborough Parish Council	Parish Council	Yes – community	Secured (own freehold)	1	Macadam	–	Good
KING GEORGE’S FIELD (BEACON TENNIS CLUB)	Charnwood Forest – Woodhouse Eaves, LE12 8RZ	Woodhouse Parish Council	Sports Club	Yes – club	Secured (leased from WPC)	2	Macadam	–	Standard
LOUGHBOROUGH ENDOWED SCHOOL	Loughborough – LE11 2AE	Loughborough Endowed Schools	School (In-house)	No – education	N/A	8	Macadam	–	Good
LOUGHBOROUGH LAWN TENNIS CLUB	Loughborough – LE 11 3NP	Loughborough Lawn Tennis Club	Sports Club	Yes – club	Secured (own freehold)	7	Macadam	4	Good
LOUGHBOROUGH UNIVERSITY TENNIS CLUB	Loughborough – LE11 3TS	Loughborough University	University (in-house)	Yes (limited) – club*	Unsecured (no legal guarantee of access)	8	Macadam	2	Good
NEWTOWN LINFORD TENNIS CLUB	Charnwood Forest – Newtown Linford, LE6 0BH	Private Land Owners	Sports Club	Yes – club	Secured (leased from land owners)	2	Macadam	–	Standard
QUORN TENNIS CLUB (SITE CLOSED FOLLOWING THE WRITING OF THIS STRATEGY)	Soar Valley – Quorn, LE12 8AG	The Manor House at Quorn Pub – Commercial	Sports Club	Yes – club (CLOSED)	Unsecured (difficulty renewing the lease)	4	Shale	–	Standard




SITES	SUB-AREA AND LOCATION	OWNERSHIP	MANAGEMENT	ACCESS STATUS	SECURITY OF ACCESS	TENNIS COURTS			SITE QUALITY
						COURTS	SURFACE	FLOODLIT	
RATCLIFFE COLLEGE	Rural South East – LE7 ASG	Ratcliffe College	Private	None – private	N/A	8	Unknown	6	Standard
RAWLINS ACADEMY	Soar Valley – LE12 8DY	Rawlins Academy Trust	Academy Trust	None – education	N/A	2	Macadam	–	Poor
ROTHLEY IVANHOE TENNIS CLUB	Soar Valley – Rothley, LE7 7PS	Harry Hames Trust	Sports Club	Yes – club	Secured (lease from HHT)	6	Hardcourt	5	Good
SILEBY TENNIS CLUB	Soar Valley – Sileby, LE12 7EE	Trust	Sports Club	Yes – club	Secured (lease from trust)	4	Macadam	–	Standard
SYSTON NORTHFIELDS TENNIS CLUB	Soar Valley – Syston, LE7 1HW	Syston Northfields Tennis Club	Sports Club	Yes – club	Secured (own freehold)	4	Artificial grass courts	4	Good
SYSTON RUGBY FOOTBALL CLUB (QUENIBOROUGH TENNIS CLUB)	Soar Valley – Queniborough, LE7 3FD	Syston Rugby Football Club	Sports Club	Yes – club	Secured (lease from SRFC)	4	Macadam	–	Standard
TOWLES FIELD	The Wolds – Burton-on-the-Wolds, LE12 5TD	Charity/Trust	Burton on The Wolds Playing Fields Association	Yes – club	Secured (written into constitution of the charity)	2	Macadam	–	Standard
WELBECK DEFENCE SIXTH FORM COLLEGE	Charnwood Forest – Woodhouse, LE12 8WD	MoD	Minerva Consortium (Have Lease From MOD)	None – private	N/A	6	Macadam	–	Good
WOODBROOK VALE HIGH SCHOOL	Loughborough – LE11 2ST	Woodbrook Vale High School Academy Trust	Academy Trust	None – education	N/A	4	Macadam	–	Poor
WREAKE VALLEY ACADEMY	Soar Valley – Syston, LE7 1LY	Wreake Valley Academy Trust	Academy Trust	None – education	N/A	3	Macadam	–	Good

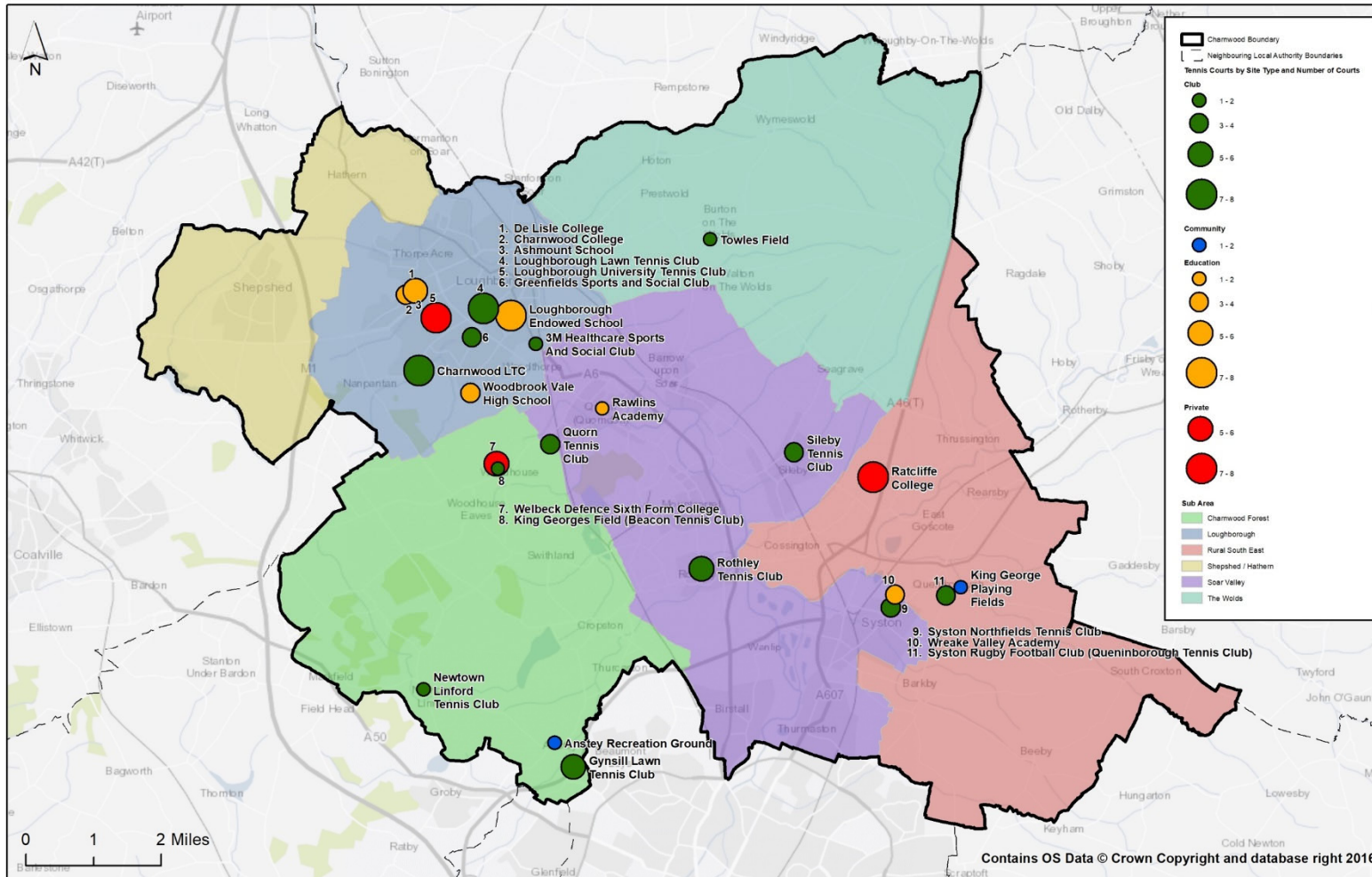


- 8.15 Table 8.2 shows that at the time of the assessment (2016/17), there are 106 outdoor courts across 25 sites in Charnwood (**102** following closure of Quorn Tennis Club (QTC) in 2018 (4 courts)³⁴). Fourteen (**13** following closure of QTC) of the 25 (**24** following closure of QTC) tennis sites in Charnwood (56%) (**41%**) are considered to be available to the community (either as community clubs or community sites). Of the 106 (**102**) courts, 52 (**48**) are located on sites run by community clubs (49%) (**47%**), and a further 3 courts are accessible for the community but are not attached to a club; these are located at Anstey Recreation Ground and King George's Playing Field. Thirty-two of all courts (30%) are floodlit across 9 sites in Charnwood (36%). Twenty-four of the 32 floodlit courts (75%) are accessible to the community.
- 8.16 Across the whole borough, 40% of sites are considered to be of good quality, 36% standard (including the then-Quorn Tennis Club courts), 20% poor and 4% are unknown. Of the community accessible sites, 36% are considered to be good, 57% standard and 7% poor.
- 8.17 94.5% of community-accessible courts are accessible primarily through a membership of a club. Although many of these clubs offer a pay-and-play option, only 3 courts on 2 sites are accessible purely on this basis, and none of these are located in the Borough's largest population centre, Loughborough.
- 8.18 It should be noted that the Park Road, Loughborough site (neighbouring the Loughborough Phoenix Bowls Club) contains 6 disused macadam tennis courts. Reinstating these courts as a community-accessible site would help to address the lack of community-accessible sites not requiring a membership in Charnwood. In order to attract any funding from the LTA towards redeveloping these courts, an online booking system would have to be put into place to allow for ongoing monitoring of the level of use of the courts.
- 8.19 Map 8.1 shows the number and type of outdoor tennis sites across the borough. The map shows that tennis sites are located in two areas of Charnwood: Loughborough and Syston (and surrounding areas).
- 8.20 Map 8.1 also shows that the majority of facilities in Charnwood are located at clubs or educational sites.
- 8.21 Map 8.1 shows that Anstey Recreation Ground and King George's Playing Fields, Queniborough, are the only courts in the borough that do not require membership of a tennis club or an association to a private organisation for playing access at any time. It is possible for the public to book tennis courts at Nanpantan Sports Ground (Charnwood LTC) through Charnwood Leisure Centre at certain times; whilst these courts can be booked, they are not available at all times for community pay-and-play use, and so are recognised, but not counted as community-accessible at all times.

³⁴ Note: all bold figures in brackets denote the number of courts/% figure as a result of the closure of Quorn Tennis Club).




Map 8.1: Outdoor tennis provision in Charnwood



Tennis sites by number of courts and site type in Charnwood





INDOOR SITES

8.22 Table 8.3 shows the provision of indoor tennis courts in Charnwood.

Table 8.3: Indoor courts in Charnwood

SITE NAME	SUB-AREA	FACILITY SUB-TYPE	INDOOR COURTS	OWNERSHIP	MANAGEMENT TYPE	ACCESS TYPE	YEAR BUILT	YEAR REFURBISHED
LOUGHBOROUGH LAWN TENNIS CLUB	LOUGHBOROUGH Loughborough, LE11 3NP	Airhall (seasonal)	2	Loughborough Lawn Tennis Club	Sport Club	Yes — Club	n/a	2010
LOUGHBOROUGH UNIVERSITY*	LOUGHBOROUGH Loughborough, LE11 3TS	Traditional	8	Loughborough University	University (in-house)	Yes — club*	1995	n/a

*Consultations have determined that this site is only available to the community on a limited basis.

8.23 Table 8.3 identifies that there is a total of 10 indoor courts in the Borough. However, 8 of these courts are located at Loughborough University, meaning that despite some community availability, the facility is prioritised for, and used by, students and elite player development.

8.24 The indoor courts at Loughborough Lawn Tennis Club have been accounted for as seasonal indoor courts (see Table 8.4).

8.25 The Charnwood Indoor Facility Strategy 2018 - 2036 does not identify a need to develop additional indoor tennis provision. It is recommended that the LTA works with the university and local clubs to establish if there are opportunities for greater community use of the facility during periods when most of the university students are away from the campus (i.e., during winter, Easter and summer breaks).

TENNIS CLUB CAPACITY

8.26 49% of tennis courts in Charnwood are located at club sites.

8.27 Table 8.4 shows how the total estimated membership capacity for each club as calculated by the LTA.





Table 8.4: LTA membership capacity calculations

COURT TYPE	MEMBERSHIP / PLAYER CAPACITY
NON-FLOODLIT OUTDOOR	40
FLOODLIT OUTDOOR	60
INDOOR	200
SEASONAL INDOOR (NON-PERMANENT)	100
GRASS OUTDOOR	20

8.28 Table 8.5 shows the capacity for membership at each club, by comparing each club’s reported membership to their estimated membership capacity.

Table 8.5: Membership capacity at community tennis club sites

CLUB	SUB-AREA	CURRENT MEMBERSHIP	CURRENT CAPACITY	SPARE CAPACITY	OPERATIONAL CAPACITY UTILISATION
CHARNWOOD LTC	Loughborough	273	400	127	68%
GREENFIELDS SPORTS	Loughborough	35	180	145	19%
GYSILL LTC	Charnwood Forest	220	320	100	69%
KING GEORGE’S FIELD (BEACON TENNIS CLUB)	Charnwood Forest	110	80	-30	138%
LOUGHBOROUGH LTC	Loughborough	325	360	35	90%
NEWTOWN LINFORD LTC	Charnwood Forest	89	80	-9	111%
QUORN LTC (CLOSED – FOLLOWING THE WRITING OF THIS STRATEGY)	Soar Valley	105	160	55	66%
ROTHLEY LTC	Soar Valley	320	340	20	94%
SILEBY LTC	Soar Valley	46	160	114	29%
SYSTON NORTHFIELDS LTC	Soar Valley	106	200	94	53%
SYSTON RUGBY FOOTBALL CLUB (QUENIBOROUGH LTC)	Soar Valley	44	160	116	28%
TOWLES FIELD (BURTON-ON-THE-WOLD LTC)	The Wolds	94	80	-14	118%
TOTAL		1767(1662)	2520 (2360)	753 (698)	70% (80%)




- 8.29 Table 8.5 shows that tennis clubs in Charnwood are currently estimated to have 1,767 members and, on average, are operating at 70% of their capacity.
- 8.30 The table shows that Loughborough and Rothley LTCs are the largest clubs in terms of membership, with over 300 members each.
- 8.31 Table 8.5 shows that the following 3 clubs are currently operating over capacity: Beacon, Newtown Linford and Burton-on-the-Wolds. Table 8.5 also shows that Rothley LTC is also operating close to capacity. The Quorn Tennis Club site closed following the writing of this strategy, but the club itself is believed to have relocated to Rawlins Academy.
- 8.32 Table 8.5 shows that the capacity of club courts across the borough is 2,520 (**2,360** following the closure of Quorn Tennis Club). When the three non-floodlit pay-and-play courts are included in the capacity calculation, total community capacity of courts in Charnwood is estimated to be 2,640.

SITE SUMMARIES


- 8.33 Table 8.6 summarises the key tennis sites in Charnwood.

Table 8.6: Tennis site summaries


SITE	SUB-AREA AND LOCATION	SUMMARY
ANSTEY RECREATION GROUND	Charnwood Forest – Anstey, LE7 7AY	The artificial grass surface is used more for football than any other sport. Tennis nets were not present at the time of inspection and the surface appeared to be too sandy than is ideal for tennis, but still usable. Floodlighting is present at the site but is not adequate for tennis.
CHARNWOD LTC (NANPANTAN SPORTS GROUND)	Loughborough – LE11 3TN	The artificial grass was in very good condition, but the tarmac is considered poor and in need of surface replacement. The club is thought to be interested in adding new floodlights to their non-floodlit courts. The LTA has confirmed it is supporting the club with both projects.
GREENFIELDS SPORTS AND SOCIAL CLUB	Loughborough – LE11 3HZ	Surface, fencing and netting appear to be in a fair condition. Although there was no opportunity to look inside the facility, the clubhouse appeared to be showing signs of age and may require an upgrade or replacement in the near future.



SITE	SUB-AREA AND LOCATION	SUMMARY
GYSILL LAWN TENNIS CLUB	Charnwood Forest – Anstey, LE7 7AN	The club is looking to add a dome to increase its junior coaching section (by guaranteeing coaching sessions throughout the year – regardless of the weather). This aspiration has not yet progressed due to concerns over the risk of a planning application not being granted. The club is planning on resurfacing the stand-alone court with an artificial clay court as this will enable them to play league matches on either artificial clay or artificial grass (with 3 courts of each surface). The club is looking to upgrade its floodlighting to LED once the technology is ready.
KING GEORGE PLAYING FIELDS	Rural South East – Queniborough, LE7 3DR	This stand-alone court is located on a parish council-owned recreation ground. The court, fencing and nets are in a good condition, but there is no floodlighting on the site.
KING GEORGE’S FIELD (BEACON TENNIS CLUB)	Charnwood Forest – Woodhouse Eaves, LE12 8RZ	Courts are maintained by the parish council, but run and managed by the club. The court surfaces, netting and fencing are in fair condition. The parish council is interested in improving the borders of the courts to improve them aesthetically.
LOUGHBOROUGH LTC	Loughborough – LE 11 3NP	Loughborough LTC has 7 courts (one is not match size due to fencing restrictions). The under-sized court has an issue with the net post coming up from the ground. This is causing some issues with the court surface and could potentially be a trip hazard. The club are looking at adding floodlighting to all courts and currently have planning permission to do so, but not the funds. They have previously had a practice wall and would like to have another. There is a lack of car parking, and the club would like to add capacity by utilising space around the outside of the courts and by moving the garage to a better location. The club want to put a sign on the main road to better advertise their location.
NEWTOWN LINFORD LTC	Charnwood Forest – Newtown Linford, LE6 0BH	A small 2-court site with no floodlighting based next to a cricket pitch. The courts are reserved for members of the tennis club.



SITE	SUB-AREA AND LOCATION	SUMMARY
QUORN TENNIS CLUB (SITE CLOSED FOLLOWING THE WRITING OF THIS STRATEGY)	Soar Valley – Quorn, LE12 8AG	<p>Site is in the grounds of a pub, which owns the site. At the time of consultation, the club was in the process of organising a new lease with the pub, although there were some issues with this. The club was keen to remain on this site. There is a small clubhouse, of average quality. 60% of their 70 members come from Quorn, as they service the whole of the village. The courts are of standard quality and in need of some refurbishment, especially the surrounding fencing and nets.</p> <p>During development of this strategy Quorn Tennis Club site closed following a dispute over the lease with the club's landlord. This has reduced the number of tennis courts in the borough by 4.</p>
ROTHLEY TENNIS CLUB	Soar Valley – Rothley, LE7 7PS	The club has a 28-year lease from 2000. The Club has recently invested almost £100,000 into the courts, providing a revamp of the facilities, which now provide high-quality courts. There are over 200 members at the club, which is forecasted to rise (by the club's committee). There are currently 5 courts floodlit and the club would like to get the final court floodlit, but cannot due to the cabling for the electricity. The club would like to improve the car parking and also the clubhouse facilities.
SILEBY TENNIS CLUB	Soar Valley – Sileby, LE12 7EE	Struggling to increase its membership levels. The courts have recently been cleaned and present a good surface for tennis. The fencing surrounding is of average quality. There are sockets and power supply for floodlighting, but the club could not afford the full lights at the time. There is a small clubhouse, which the club want to extend and improve.
SYSTON NORTHFIELDS LTC	Soar Valley – Syston, LE7 1HW	The club has 4 newly refurbished artificial grass courts with new floodlighting. The ancillary facility is showing some signs of age, but was not accessible at the time of the visit.
SYSTON RUGBY FOOTBALL CLUB (QUENIBOROUGH LTC)	Soar Valley – Queniborough, LE7 3FD	The fencing and surfaces are beginning to show signs of age and should be considered for resurfacing soon. The club reported it has just had a newly refurbished clubhouse.
TOWLES FIELD	The Wolds – Burton-on-the-Wolds, LE12 5TD	Parish council-owned and -managed site, but the courts are locked and only for the use of club members. The surface, fencing and net are in a fair condition and do not require imminent replacement.



8.34 Findings from the supply-side analysis show the following.

- **Overall, there is a good supply of community accessible courts across the borough, with 55 (51 following the closure of Quorn Tennis Club) courts available either through membership of a community club or through pay-and-play/free-to-access;**
- **93% of the community accessible courts are considered to be either of good or standard quality;**
- **Only three courts throughout the whole of Charnwood are accessible purely on a free/pay-and-play basis;**
- **There are ten indoor courts across two sites in the Borough. Both sites are located within Loughborough;**
- **Only one site (comprising 2 indoor courts) is considered securely available to the community;**
- **No need has been identified for additional indoor courts in the area;**
- **There are 32 floodlit courts across the borough;**
- **75% of all floodlit courts are available for community access;**
- **Across Charnwood, clubs are currently operating at 70% of their capacity;**
- **Three clubs are currently operating over capacity, with Rothley LTC also close to capacity; and**
- **Several clubs have development projects that may require support from the LTA and the local authority.**


DEMAND FOR COMMUNITY TENNIS COURTS

8.35 To understand a more local view of demand for tennis in Charnwood, this study uses participation data provided by Sport England to calculate an estimated active demand. Active demand refers to people who are participating in tennis for a minimum of 2 sessions every 4 weeks, on average.

8.36 Across the country, Sport England report 77.18% of adults participate in any sport or activity at least twice every 4 weeks. In Charnwood, the level of participation in sport or physical activity is slightly higher at 77.75%. This means that across all physical activities in Charnwood, there is an increased level of participation of 0.74%.

8.37 If this average level of improved participation is applied to tennis, then it can be estimated that 1.94% of the adult population in Charnwood participate in tennis regularly. If this rate of participation is applied to the adult population of Charnwood, then the total active demand for tennis in Charnwood can be said to be 2,890.

8.38 The Sport England Market Segmentation Tool is another way of measuring demand for an activity in an area. The tool uses 19 market segments to characterise the demand for sport within a population. Each segment has an assigned level of propensity to participate towards 33 different sports/activities. Propensity to participate is broken down by active demand (regularly doing an activity) and latent demand (would like to do an activity).




- 8.39 The tool then uses population data to establish the distribution of each of the 19 segments within a local authority. By applying the level of demand for an activity within each segment to the distribution of the segments amongst the population of a local authority, the tool can provide an estimated level of active and latent demand for any of the 33 activities within a local authority area.
- 8.40 The Sport England Market Segmentation Tool estimates that 2,934 people in Charnwood play tennis (active demand for tennis) and that 3,173 people want to play tennis (latent demand).
- 8.41 For the purposes of this study, only the latent demand is used in the analysis, as active demand has been calculated using Active Lives Adult Survey data. This is due to Active Lives Adult Survey data being the most recent data source available on sports participation in England. However, it is worth noting that the two sources have produced a very similar estimated active demand for tennis in Charnwood.
- 8.42 Table 8.7 shows the current number of available courts and their capacity alongside the active and latent demand for tennis in Charnwood.

Table 8.7: Demand for Community Tennis Courts in Charnwood 2016/17

NUMBER OF COURTS	CAPACITY	TENNIS DEMAND		
		ACTIVE DEMAND	LATENT DEMAND	TOTAL DEMAND
55	2,640	2,934	3,173	6,039

- 8.43 Table 8.7 shows that courts accessible to the community in Charnwood have a capacity for 2,640 people to play tennis, compared to an estimated actual demand of 2,890 people. Table 8.5 (above) identifies 1,767 players who are members of tennis clubs, representing 61% of the active demand. This means that the other 39% of active demand must be being met by tennis facilities catering for non-member players.
- 8.44 The study uses 10% as the demand figure, as this represents the maximum amount of demand the study will need to model.
- 8.45 Therefore, the estimated level of realistic demand to be achieved in the short to medium term is converting 317 of the 3,173 people with latent demand into active demand. This means that total demand in the area should be estimated at 3,183 people.
- 8.46 It should be noted that the LTA is now (in 2018) aiming to convert between 5–10% of the overall population (national) into active demand through programmes such as pay-and-play and parks tennis schemes. Further consultation with the LTA identifies that the aim is to engage 5–10% of the population in tennis over the next 5 years, not just 5–10% of the latent demand figure – where the LTA is working in a focused way in a local area, which is the approach planned in Charnwood.
- 8.47 This would mean engaging between 9,750–19,000 people in tennis in Charnwood – with some of these (approx. 6000) becoming regular weekly players. These are the kinds of figures seen by the LTA when their current approach is delivered successfully.
- 8.48 Clearly this approach identifies increased demand for tennis in the Charnwood area as circa 6,000 as opposed to the 3,183 above (paragraph 8.45) i.e. almost double the original identified demand. Clearly this is an ambitious target and would require a very substantial provision of tennis courts. Therefore, whilst acknowledging this target, the following supply and demand analysis reflects the conversion of known latent demand into active participation in tennis. This was discussed and agreed with the LTA (July 2018).



SUPPLY AND DEMAND ANALYSIS

8.49 This section analyses the current and future supply and demand for tennis facilities in Charnwood, based on the 2016/17 assessment.

8.50 Table 8.8 shows the current and future levels of demand for tennis courts across the whole Borough.

8.51 The population figures have been taken from the ONS sub-national population projections (SNPP), 2014, which show an increase in population of 17.7% across Charnwood.

Table 8.8: Tennis Supply vs Demand in Charnwood, 2017 and 2036


FACILITY TYPE	CLUB & COMMUNITY ACCESSIBLE COURTS		ALL COURTS		
	YEAR	2017	2036	2017	2036
ACTUAL DEMAND		2,934	3,375	2,866	3,375
SUPPLY CAPACITY		2,640		4,840	
% OF CAPACITY UTILISED		109%	128%	61%	128%
10% OF LATENT DEMAND		317	373	317	373
TOTAL DEMAND		121%	142%	66%	77%

8.52 Taken from the Sport England Active Lives Adult Survey, the current total number of people with demand for tennis courts in Charnwood is considered to be 2,934. This means that the total existing stock of courts in Charnwood is currently operating at 9% over capacity. This equates to demand from 226 residents. According to the LTA standards provided in Table 8.4, an additional 3.7 floodlit courts would be needed to meet the existing supply and demand deficit.

8.53 Together, Tables 8.5, 8.7 and 8.8 show that 62% of current demand is catered for by community members' clubs. This leaves 1,099 people making up the non-membership demand for community tennis facilities in Charnwood. If the demand for courts from non-membership players is considered to be supplied exclusively by free-to-use or pay-and-play courts, there are currently only three courts, on two different sites, meeting this access criteria. On this basis, there is an under-supply of 16.3 floodlit courts across the entire borough. Clearly, this level of under-supply increases significantly if the demand from 6000 people (the LTA's revised active participation target) is realised.

8.54 It is currently estimated that 38% of demand for tennis comes from people who are not members of tennis clubs. This is partly due to the location of many clubs in the area being on parish council-owned recreation grounds, with little monitoring of use and open access to many courts; therefore, non-members use courts to which they officially do not have access. The nature of the arrangement between clubs and non-member users of clubs' sites varies from site to site given this situation; some non-member use is likely to be "unofficial" i.e. non-members using courts at times and/or on sites where membership is required. 38% of tennis players in the borough having "official" access to just 3 courts supplemented by "unauthorised" use of club sites represent a potentially unsustainable situation for tennis in the area.


8.55 It is therefore recommended the LTA should work with clubs to ensure that, where appropriate, non-member access to courts is secured and designated to specific times (for example, at clubs based on parish council-owned recreation grounds). It is also recommended that more pay-and-play access courts be provided in the area to provide better security of use and access for non-member demand in the borough.



- 8.56 Table 8.8 shows that latent demand for tennis is estimated to be 3,173 people. The LTA has a target of converting 5–10% of the total population into active tennis players. Should the LTA successfully reach their target, a further 6,000 people demand provision for and access to tennis in Charnwood. Although the impact of the LTA's participation schemes may not be felt immediately, should the LTA be successful in hitting their target, this level of increased active participation will place significant additional demand on both pay-and-play and free-to-access courts and on members' clubs. Essentially, there will be much higher demand for tennis courts and there will be a need to significantly increase the number of courts provided. Consultation with the LTA (July 2018) highlights that converting 10% of the population into active tennis players is ambitious, and it is recognised that such an increase in players would require significantly more courts. It is important, however, to retain this as an overall target in the context of increasing levels of physical activity. The following analysis, based on latent demand, still highlights the need for additional tennis court provision, and is based on an increase in the number of active players, but reflects a more realistic growth in participation numbers.
- 8.57 The current under-supply of non-membership facilities, coupled with an additional 317 active tennis participants (or potentially significantly higher at 6000, based on 2018 LTA thinking), means the borough would be operating over capacity by the equivalent of 9.1 floodlit tennis courts by 2036, i.e., there will be an under-supply of 9.1 floodlit tennis courts by 2036.
- 8.58 In summary, overall, Charnwood has sufficient supply of courts to meet the current demand for tennis generated within the borough; however, at present, only 52% of the capacity is available for community use, whether through membership of a community club or through free-to-use or pay-and-play courts. Whilst there is sufficient supply of courts at clubs to meet tennis-member demand (although some sites are operating at or over capacity), there is a significant under-supply of courts to address non-member demand. It is considered likely that this demand is currently being met in a variety of ways, e.g. non-member use of member-accessible courts. Therefore, across all existing tennis courts, Charnwood is operating at just 60% of capacity, members' clubs are operating at 70% and courts with access for non-members are operating at 915% capacity (or the equivalent of 16.3 floodlit courts). There is currently an overall over-supply of tennis courts in the Borough; there are sufficient membership courts, but insufficient non-membership/pay-and-play courts.
- 8.59 Community-accessible courts (accessible via membership, free-to-use or pay-and-play) are operating at 109% of capacity (by 226 players) – a deficit equivalent to 3.7 floodlit courts (when the capacity of each floodlit court equates to 60 players). If the successful conversion of identified latent demand is achieved over the next few years and no other provision is developed, then Charnwood could be said to be 9.1 floodlit courts over capacity i.e. an under-supply of 9.1 floodlit, non-membership courts). None of the courts accessible to non-members are located in the borough's main population centre of Loughborough.
- 8.60 Provision has been made to develop 8 new courts in Charnwood as part of two SUE developments (see below). However, these courts are not scheduled for completion until the late 2020s and therefore will not address the current shortfall in floodlit non-member courts. They will, however, be important in reducing the under-supply of floodlit, non-membership accessible courts in the future.

INCREASING AVAILABILITY IN THE EXISTING SUPPLY


- 8.61 Table 8.8 shows that combined active and targeted latent demand in the area could be met if more of the existing members' courts were made available for community, or non-membership use, at defined times. If the total supply of courts were made available to meet tennis demand, then, even with an additional 317 people wanting to play tennis, there would be enough spare capacity to cater for demand from a further 1,657 people.



- 8.62 Some of the existing member courts are located on privately owned land and therefore there is no foreseeable opportunity to bring these into the community tennis supply. However, seven sites, comprising 25 courts, are located on academy sites (this includes Welbeck College). As with other sports, there is an opportunity to bring these courts into the tennis supply during weekends (none of these courts has floodlighting and therefore could not be used during peak times). Access to Welbeck College for pay-and-play use is likely to be unrealistic, given the security arrangements on what is an MoD site (this site was excluded from the supply and demand analysis for indoor sports facilities for this very reason).
- 8.63 If these courts could be brought into the community/non-membership supply, then there would be an additional supply equivalent to 1000 people with active demand for tennis (according to assumptions – see Table 8.4). When total potential active demand is modelled against the supply with academy-based courts included, then courts are estimated to be operating at 87% of capacity. The spare capacity is equivalent to 457 people with active tennis demand.
- 8.64 There are likely to be significant challenges in bringing these facilities into the secured supply of tennis facilities in the area. These include the ethos of individual governor boards and their attitude to facilitating community access to their school site and facilities, the cost of opening facilities and providing changing/WC facilities to players, the safeguarding risks to students, wear and tear to the academy's facility through additional usage and the risk of misuse through the site being open for long periods with minimal staff.
- 8.65 There is also an issue with quality, as eleven of the courts that could potentially be opened up for non-membership/community use are considered poor (based on the assessment). For these facilities (11 courts located at De Lisle College (5), Rawlins Academy (2) and Woodbrook Vale High School (4)) to be appealing to players, the quality of these courts would need to be improved.
- 8.66 Finally, there may be an issue of awareness of the availability of school facilities for community use. Ensuring that there is good awareness of the availability of educational sites amongst non-member tennis demand would be crucial for any educational facilities to truly contribute to tennis provision in Charnwood.

MEETING FUTURE DEMAND – ALL COURTS

- 8.67 Between 2017 and 2036, based on ONS SNPP figures, the population of Charnwood is projected to grow by 17.7%. Assuming that the percentage of the population who want to play tennis remains the same, then there are projected to be 3,375 people who want to play tennis in Charnwood by 2036.
- 8.68 The current supply of tennis courts has capacity to meet demand from 2,640 people. Therefore, should the level of supply for tennis courts in Charnwood not change, there will be an under-supply of courts equivalent to 735 people by 2036. Given this level of demand, the courts are projected to be operating at 128% of demand. In order to meet this demand shortfall, the equivalent of 12.3 floodlit courts would be required.
- 8.69 The LTA has a stated target of converting 10% of the overall population into active demand. If the projected level of demand for 2036 were to include the successful conversion of 10% of the overall population into active players, the number of people in Charnwood who want to play tennis would increase from 3,375 people to 6000. This is clearly a very ambitious target and would require significantly more tennis courts. Based on an increase of 317 tennis players, and the supply of courts in Charnwood remaining the same, then Charnwood would be projected to have a deficit of supply equivalent to 1,108 tennis players. Under this scenario, the courts would be operating at 142% capacity. To meet the under-supply as a result of this level of increased demand, the equivalent of 18.5 floodlit tennis courts would need to be provided in the borough by 2036.



8.70 It should be noted that the quality of existing courts will also deteriorate in the next 18 years and therefore require investment alongside the development of additional courts.

MEETING FUTURE DEMAND – CLUB COURTS

8.71 Table 8.5 shows that members' club courts have a total capacity capable of meeting the demand from 2,520 people. Given the current level of membership of clubs in Charnwood is 1,767, club courts can therefore be said to be operating at 70% of capacity, i.e., there is sufficient supply. If membership increases in line with population growth for the next 18 years (an increase of 17.7%), then tennis club membership is forecasted to be 2,081 across the whole borough. Assuming that none of the clubs in the borough change the level of supply, then clubs are projected to be operating at 83% of capacity by 2036. This represents a level of spare capacity equivalent to 7.3 floodlit courts across all clubs in the borough. In other words, there are sufficient tennis courts to meet the demand now and by 2036 for the likely number of people who want to play tennis as club members.

8.72 The decrease in spare capacity at members' clubs is significant, because it is thought that members' clubs are helping to supply a significant proportion of the non-member demand for tennis within the borough. As spare capacity is reduced within members' clubs, the capacity of the clubs to cater for or tolerate this non-member demand will also reduce. Therefore, there is a need to invest in community accessible/non-Member tennis courts over the next 18 years.


8.73 Four members' clubs are projected to be operating over capacity: Beacon Tennis Club (162%), Burton-on-the-Wolds (138%), Newtown Linford (131%) and Rothley (111%). Of these sites, only Rothley has any potential for further expansion and this would be for a maximum of two further courts and would mean the loss of their parking facilities. It is recommended that the LTA works with the club to help maximise their ability to meet increasing demand and to manage court availability should the clubs move beyond their operational capacity.

MEETING FUTURE DEMAND – INCREASING COURT SUPPLY

8.74 The section titled: "Meeting Future Demand – All Courts" identifies that should demand for tennis courts increase in line with population growth, and the supply of tennis courts remain the same, then there will be an under-supply of courts equivalent to 735 tennis players, or 12.3 floodlit courts. Should the LTA's participation programmes prove successful and 10% of the overall population be converted into active tennis participation, then the under-supply will be even greater, at 100+ floodlit courts. The clear message of the analysis, whichever increase it is based on, is that there is a need to increase the number of courts in the borough between 2017 and 2036 in order to meet this demand. The minimum increase in courts required by 2036 is 12.3 floodlit tennis courts.

8.75 Charnwood Borough Council has proposals to develop 8 additional courts as part of the two SUE developments. Under current plans, the West of Loughborough and North East of Leicester SUEs will both include 4 tennis courts as part of the development proposals and are expected to be completed in the late 2020's. It is recommended that in order to meet the LTA's strategic priorities and to best address the lack of supply in these areas, both sets of courts should be floodlit to maximise capacity and use. If these 8 courts were developed as floodlit courts, then this would, at capacity, meet demand from 480 tennis players.

8.76 Whilst it is beyond the scope of this study to recommend a business model for the operation of these new courts, given the lack of community-accessible courts available to non-member players in the area, it is recommended that these courts offer secured community access and include at least some free-to-use or pay-and-play access for non-members during peak times.




- 8.77 The addition of 8 new floodlight courts alone means that Charnwood’s projected 2036 deficit would be reduced to the equivalent of between 4.3 and 10.5 floodlit courts across the borough. This variance is dependent on the success of LTA participation programmes in converting up to 10% of the overall population into active participation.
- 8.78 The LTA and Charnwood Borough Council are working together to examine the possibility of bringing the 6 courts at Park Road, Loughborough, back into a use as a facility fully accessible to non-members. If these courts were to be floodlit, then they would meet demand from an additional 360 tennis players.
- 8.79 When considered together, the 8 courts added as part of the SUE developments and the 6 courts at Park Road would provide Charnwood with capacity to meet demand from 3,480 tennis players, an addition of 840 (assuming the courts are floodlit).
- 8.80 This level of supply would be sufficient to meet the demand from the 3,375 tennis players projected to be in the borough by 2036, with a small surplus of capacity of 105 (equivalent to 1.75 courts).
- 8.81 Should the LTA be successful in converting 10% of the overall population into active tennis players then significantly more demand for courts is projected to come from tennis players by 2036. If the additional demand for tennis is realised by converting latent demand into participation, by 2036 there would be an additional 3,748 tennis players in the borough. Achieving this additional level of demand and providing no other courts in the borough, other than the 14 courts already discussed, means that Charnwood would have a deficit of supply equivalent to 268 tennis players, or 4.7 floodlit courts by 2036.

TENNIS SUMMARY

- 8.82 Key findings and recommendations from this section are provided in Table 8.9. Bolded figures in brackets refer to the revised number following the closure of Quorn Tennis Club.

Table 8.9: Summary of findings

KEY FINDINGS
<p>Supply</p> <p>There are 106 (102 following the closure of Quorn Tennis Club) outdoor tennis courts in Charnwood across 25 (24) sites</p> <p>55 courts are located on community-accessible sites, with 95% of these located on members’ Club sites.</p> <p>There are only 3 fully community-accessible courts in Charnwood, none of which are in Loughborough.</p> <p>93% of the community-accessible courts are considered to be either of good or standard quality.</p> <p>51 (47) outdoor courts in Charnwood are not accessible to the community for tennis; most of these are based on education sites which may be open to having some community access agreed which would increase capacity in the borough; however, there may be significant barriers to bringing these facilities into the secured and available tennis supply.</p> <p>There are 10 indoor tennis courts in the Borough; two are available for members’ use at Loughborough Lawn Tennis Club, and 8 are available for student, staff and some local club use at the Loughborough University of Loughborough Indoor Tennis Centre.</p> <p>Demand</p> <p>Sport England’s Market Segmentation Tool indicates that 2,866 people currently play tennis in Charnwood.</p>



KEY FINDINGS

Membership figures provided by the LTA indicate that 60% of this demand is taken up by Clubs (1,767 people).

It is thought that much of the demand generated by tennis players without membership (1,099) is catered for by members' club sites (e.g., sites owned by parish councils).

It is estimated that should the LTA be successful in converting 10% of its latent demand in Charnwood, it would produce a further 317 regularly active tennis players.

No need has been identified for additional indoor courts in the area.

Supply vs Demand

The current level of demand for tennis facilities in Charnwood means that across the borough, the current stock of accessible courts (either club courts or community courts) is operating at 109% of their capacity (equating to a deficit equivalent to 226 tennis players, or 3.7 floodlit courts).

If non-member demand were to play exclusively on the three community courts where membership is not required, then there would be an estimated shortfall in supply equivalent to 16.3 floodlit courts.

70% of the capacity of members clubs in Charnwood is utilised.

Three Clubs are currently operating above capacity: Beacon Tennis Club (138%), Burton-on-the-Wolds (118%), Newtown Linford (111%), with Rothley also operating close to capacity at 94%

The situation by 2036 (if no new courts are developed)

The demand for tennis in Charnwood in 2036 is projected to be between 3,375–3,748 people, subject to the LTA's success at converting up to 10% of latent demand into active tennis demand.

Depending on the success of the LTA's programme, courts in Charnwood are projected to be operating between 121% and 142% of capacity if there is no change to supply.

This under-supply is equivalent to between 12.3 and 18.5 floodlit tennis courts worth of capacity

Assuming the number of tennis club members increases in line with the growth of population, members clubs are projected to be operating at an average of 83% of capacity

At least 4 clubs will be operating beyond capacity: Beacon Tennis Club (162%), Burton on the Wolds (138%), Newtown Linford (131%), and Rothley (111%).

Potential new courts (and the impact on future supply and demand)

Eight new courts are proposed as part two SUE developments and are projected to be completed in the late 2020s.

The specification of these courts is unknown; they will be accessible for community use.

There is also the possibility of reinstating 6 courts at Park Road in Loughborough.

Should these 14 courts be realised, they will provide an additional capacity to meet the demand from 840 active tennis players (assuming these courts are all floodlit).

Under current participation rates, this would provide a surplus capable of meeting demand from 105 active tennis players or the equivalent of 1.75 courts when measured against 2036 demand.

Should the LTA succeed in converting 10% of latent demand into active tennis demand, then these 14 floodlit courts would reduce the deficit of supply to 268 players or 4.7 floodlit courts.




Table 8.10: Recommendations for Tennis in Charnwood

TENNIS RECOMMENDATIONS

Recommendation T1: All facilities identified in the analysis should be protected as “Sports Facilities” in the Local Plan.

Justification: Protecting sports facilities is seen as essential to providing residents with the opportunity to exercise and participate in sport and physical activity. This protection enhances the ability of Sport England and Charnwood Borough Council to protect facilities from urban development where possible. It also helps to ensure that these sites are adequately and appropriately replaced should they be lost to regular use through development.

Recommendation T2: As part of the SUE developments it is recommended that Charnwood Borough Council requires the developer to install all 8 courts as community accessible floodlit courts.

Justification: Floodlit courts are considered to be more accessible and provide more capacity than non-floodlit courts. Given the shortfall in community, non-membership courts it is recommended that at least some of this provision is allocated for non-membership holding tennis players at peak times. This can be through a free-to-play, pay-and-play or any other access scheme designed to be accessible for those that either do not want or cannot have a membership to a club.

Recommendation T3: It is recommended that the LTA and Charnwood Borough Council work together to provide 6 floodlit courts at Park Road.

Justification: There is a clear under-supply of courts that are accessible for community use, i.e, do not require membership for access, in the borough. Loughborough is the largest settlement in the borough and currently has no courts accessible to the community without a membership. Park Road represents a central location and already has a history of tennis on the site. The 8 additional courts proposed as part of the two SUEs may not be available for a number of years (until late 2020 at the earliest), which is too long to wait for courts that are clearly required now to meet the shortfall in community supply. These courts should be bookable and accessed via a keypad entry to help manage their use and protect them from antisocial behaviour.

Recommendation T4: It is recommended that the LTA continues to work with clubs to increase capacity. In particular, they should look to find ways of increasing capacity at clubs thought to be operating close to, at or over capacity (Beacon Tennis Club, Burton-on-the-Wolds, Newtown Linford, and Rothley Tennis Club) to enable clubs to continue to grow and develop.


Justification: This recommendation is targeted at Beacon Tennis Club, Burton-on-the-Wolds, Newtown Linford, and Rothley Tennis Club, but could apply to any club that begins to come close to operating at capacity. The LTA should work with clubs to increase capacity, this could extend to installing floodlights on non-floodlit courts, installing seasonal or permanent domes where appropriate, or even increasing the number of tennis courts where possible. Charnwood Borough Council should support these actions by offering advice on planning constraints if/when required.

Recommendation T5: Consideration should be given to the LTA working with Anstey PC to improve the quality of the courts at Anstey Recreation Ground.

Justification: As one of very few facilities accessible without a membership, this facility should be improved to encourage continued tennis activity on the site. Specifically, the surface of the court should be improved to be more suitable for tennis.

Recommendation T6: A tennis-useable surface should be installed at Soar Valley Leisure Centre to provide additional access to outdoor tennis courts to meet future demand. Given that there is now a pitch surface available suitable for hockey, tennis and netball, developed and supported by the three relevant NGBs, it is possible for this site to be prioritised for hockey use whilst also providing capacity for tennis and netball.


Justification: Additional tennis courts are needed to meet future demand



TENNIS RECOMMENDATIONS

Recommendation T7: No additional indoor tennis courts are needed, but community access, via clubs, should be protected at the existing indoor facilities.

Justification: There are existing indoor tennis courts in the Borough providing for club access; no additional demand has been identified.




9 GOLF

INTRODUCTION

- 9.1 England Golf is the organisation responsible for the governance of golf.
- 9.2 The following section provides greater detail of the existing strategies that are currently being delivered by England Golf.
- 9.3 Following this, the supply and demand section of this report evaluates the adequacy of facilities for golf and considers:
- **The supply of facilities and demand for these;**
 - **The adequacy of facilities in Charnwood; and**
 - **Recommendations moving forward.**

STRATEGIC CONTEXT

- 9.4 Golf is the fifth largest participation sport in the country, with around 650,000 members belonging to at least one of 1900 affiliated clubs, and a further 2 million people playing golf independently outside of club membership. Since 2004, participation and club membership has been in decline, and has only recently shown signs of levelling off.
- 9.5 England Golf published the “Raising Our Game” strategy in 2014. This document has helped to define the organisation’s strategic direction up until 2017. The strategy highlighted the need for England Golf to enhance market understanding of the size and shape of the golfing market and to map alongside the golfing facilities catering for that demand. Growing the game of golf in England: the strategic plan 2017/21. The strategy focuses on seven strategic objectives with measurable goals to test their successful completion:
- **Being customer-focused:**
 - Increasing the number of members registered on England Golf’s benefits programme by 30%; and
 - Improve golfer and stakeholder satisfaction results from annual survey.
 - **Stronger counties and clubs:**
 - Merging men’s, women’s and development programmes into one body in 50% of counties;
 - Increasing the Net Promoter Score on club and county engagement from annual survey; and
 - Increase membership in 50% of 1,300 clubs targeted for “active engagement”.
 - **Excellent governance:**
 - Code for Sports Governance compliant by 2021;
 - Gain highest standard of accreditation for Sport England Equality Standard; and
 - 5 commercial partnerships in place with national brands.
 - **Improved image:**
 - Increase the public profile of England Golf with more Ministerial and MP engagement; and
 - 10% of our income to be derived from commercial partnerships.



- **More members and players:**
 - Increase the number of members to 675,000;
 - Increase the number of people playing twice per month to 1 million; and
 - Increase the proportion of female golfers to 20%.
- **Outstanding championships, competitions and events:**
 - Increase satisfaction ratings of playing competing in England Golf championships
 - Championship panel consists of 20% female referees
 - Full field for England Golf women and girls' championships by 2020 season
- **Winning golfers:**
 - Improving World Amateur Golf Rankings for men and women
 - Average handicap reduction of 1.4 among regional under 16 boys and girls and 4 for county level boys and girls
 - 90% attendance at continuous professional development sessions by England Golf coaches

9.6 In 2015, England Golf created a market segmentation tool to help them model demand in any given area. The research identified that 24% of adults in England are potential players. This comprises three elements: current players (9%), lapsed players (8%) and latent players (7%). These three segments account for approximately 9.6 million people in total. The market segmentation tool also provides England Golf with 9 defined profiles each with identified behaviours, motivations and barriers.

9.7 England Golf's mapping report is able to identify the total number of golfers within a 20-minute catchment area. This number includes current, lapsed and latent golfers.

9.8 Table 9.1 below outlines the key findings from the consultation with England Golf.


Table 9.1: England Golf consultation summary

ENGLAND GOLF
Improved market understanding is all about supporting clubs to ensure they retain their existing members and players, as well as capitalise on untapped demand. Customer focus is critical to this success. Given the high level of demand across both club-based and independent profiles, there is clearly scope for the existing facilities to offer additional non-traditional playing opportunities wherever appropriate. As each club/facility has its own place in the market, there may also be further opportunities for some clubs to work more collaboratively in terms of creating pathways where appropriate and collectively cater for the needs of all golfing profiles.

MARKET SEGMENTS

9.9 Below is a brief summary of the 9 market segments identified by England Golf's market segmentation tool.

- **Relaxed Members:** focus is on enjoying the game, not fanatical but like to play regularly;
- **Older Traditionalists:** have a deep love for golf and take the game seriously;
- **Younger Traditionalists:** focus on competing and playing well in a social setting. Really enjoy golf but also have other demands on their time;
- **Younger Fanatics:** focus on competition and playing well. Really enjoy playing but also have many other interests;
- **Younger Actives:** balance between playing and socialising. Enjoy golf "now and then";



- **Late Enthusiasts:** enjoy but do not love the game. This group could love golf if time pressures were alleviated. More about playing the game than socialising;
- **Occasional:** the social side is much more important a motivator than the game. Enjoy playing but little passion for golf;
- **Time-Pressed:** focus is on spending time with the family/ partner — this is a bigger draw than golf itself. Enjoy the game, but little passion;
- **Social Couples:** focus is on spending time with the family/partner. This is a bigger draw than golf itself. Enjoy the game, but little passion; and
- **Casual Fun:** only real appeal is social side; they enjoy the game now and again, but no enthusiasm for golf.

9.10 Table 9.2 below shows how the estimated demand generated by these segments is broken down.

Table 9.2: Demand by Segment


SEGMENT	ACTIVE	LAPSED	LATENT
RELAXED MEMBERS	86%	6%	8%
OLDER TRADITIONALISTS	96%	4%	0%
YOUNGER TRADITIONALISTS	74%	26%	0%
YOUNGER FANATICS	79%	21%	0%
YOUNGER ACTIVES	30%	35%	35%
LATE ENTHUSIASTS	28%	33%	39%
OCCASIONAL TIME PRESSED	23%	43%	34%
SOCIAL COUPLES	36%	34%	31%
CASUAL FUN	26%	48%	26%

SUPPLY OF GOLF FACILITIES IN CHARNWOOD

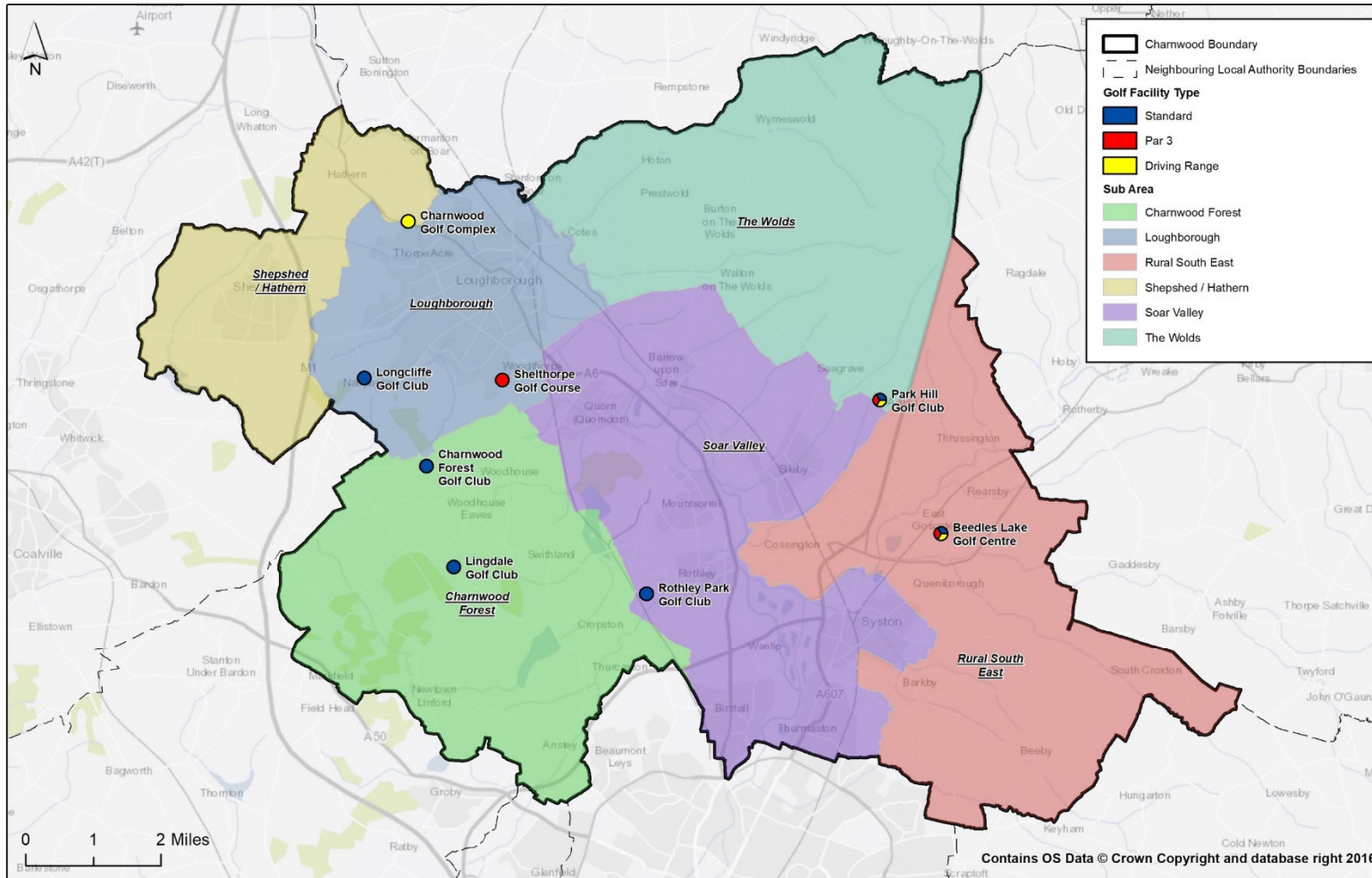
9.11 The following section summarises the supply of golf facilities in Charnwood.

9.12 Map 9.1 shows the distribution of golf facilities across the borough. The Map also shows which facilities are available on each facility type.

9.13 Map 9.1 shows there is a good spread of courses across population centres, with a variety of facilities located close to Loughborough.




Map 9.1: Golf Site in Charnwood by type



Golf facilities by type in Charnwood







9.14 Table 9.3 below details the supply of golf facilities in the borough.

Table 9.3: Golf Facilities in Charnwood

SITE NAME	POST CODE	ACCESS TYPE	OWNERSHIP / MANAGEMENT TYPE	OVERALL QUALITY RATING	FACILITIES	UNIT	NUMBER
BEEDLES LAKE GOLF CENTRE	RURAL SOUTH EAST LE7 3WQ	Pay-and-play	Commercial	Good	Standard Course	Holes	18
					Driving Range	Bays (Covered)	17 (17)
					Par 3	Holes	9
					Putting Practice Area	(Yes/No)	Yes
					Chipping Practice Area	(Yes/No)	No
					Pro shop	(Yes/No)	Yes
CHARNWOOD FOREST GOLF CLUB	CHARNWOOD FOREST LE12 8TA	Pay-and-play	Sports club	Standard	Standard Course	Holes	9
					Driving Range	Bays (Covered)	-
					Par 3	Holes	-
					Putting Practice Area	(Yes/No)	Yes
					Chipping Practice Area	(Yes/No)	Yes
					Pro shop	(Yes/No)	No
CHARNWOOD GOLF COMPLEX	LOUGHBOROUGH LE11 5AD	Pay-and-play	Commercial	Good	Standard Course	Holes	-
					Driving Range	Bays (Covered)	20 (20)
					Par 3	Holes	-
					Putting Practice Area	(Yes/No)	Yes
					Chipping Practice Area	(Yes/No)	Yes
					Pro shop	(Yes/No)	Yes
LINGDALE GOLF CLUB	CHARNWOOD FOREST LE12 8TF	Pay-and-play	Sports club	Good	Standard Course	Holes	18
					Driving Range	Bays (Covered)	-
					Par 3	Holes	-
					Putting Practice Area	(Yes/No)	Yes
					Chipping Practice Area	(Yes/No)	No
					Pro shop	(Yes/No)	Yes



SITE NAME	POST CODE	ACCESS TYPE	OWNERSHIP / MANAGEMENT TYPE	OVERALL QUALITY RATING	FACILITIES	UNIT	NUMBER
LONGCLIFFE GOLF CLUB	LOUGHBOROUGH LE11 3YA	Membership of golf club	Sports club	Good	Standard Course	Holes	18
					Driving Range	Bays (Covered)	-
					Par 3	Holes	-
					Putting Practice Area	(Yes/No)	Yes
					Chipping Practice Area	(Yes/No)	Yes
					Pro shop	(Yes/No)	Yes
PARK HILL GOLF CLUB (NOW CLOSED TO THE PUBLIC FOLLOWING THE DRAFTING OF THIS STRATEGY)	RURAL SOUTH EAST LE12 7NG	Membership of golf club	Commercial	Standard	Standard Course	Holes	18
					Driving Range	Bays (Covered)	24 (20)
					Par 3	Holes	9
					Putting Practice Area	(Yes/No)	Yes
					Chipping Practice Area	(Yes/No)	No
					Pro shop	(Yes/No)	Yes
ROTHLEY PARK GOLF CLUB	SOAR VALLEY LE7 7LH	Membership of golf club	Sports club	Standard	Standard Course	Holes	18
					Driving Range	Bays (Covered)	-
					Par 3	Holes	-
					Putting Practice Area	(Yes/No)	Yes
					Chipping Practice Area	(Yes/No)	Yes
					Pro shop	(Yes/No)	Yes
SHELTHORPE GOLF COURSE	LOUGHBOROUGH LE11 2JS	Pay-and-play	Charnwood Borough Council	Poor	Standard Course	Holes	-
					Driving Range	Bays (Covered)	-
					Par 3	Holes	18
					Putting Practice Area	(Yes/No)	Yes
					Chipping Practice Area	(Yes/No)	No
					Payment hatch which sells tees & balls, rents clubs	(Yes/No)	Yes



9.15 Table 9.3 shows there are 8 golf facilities of varying types in Charnwood. Five of these 8 are accessible on a pay-and-play basis. Four of the sites are owned and managed by organisations fitting Sport England's "Sports Club" categorisation. Three are owned and managed by commercial entities and the remaining site is owned and managed by Charnwood Borough Council.

"STANDARD" LENGTH COURSES

9.16 Table 9.3 shows there are 5 "Standard" length 18-hole golf courses in Charnwood:

- **Beedles Lake Golf Centre;**
- **Lingdale Golf Club;**
- **Longcliffe Golf Club;**
- **Park Hill Golf Club (now closed to the public following the drafting of this strategy); and**
- **Rothley Park Golf Club.**

9.17 There is also a standard 9-hole course at Charnwood Golf Course.

9.18 60% of these are owned and managed by organisations fitting Sport England's 'Sports Club' categorisation. The other 40% are owned by commercial entities.

9.19 The quality of these courses was similarly broken down – with 60% of these sites being categorised as Good and the other 40% being categorised as Standard. There is not a direct correlation between the ownership/management of the site and their respective quality scores.

"PAR 3" LENGTH COURSES

9.20 Table 9.3 shows there are 3 Par 3 courses in the borough:

- **Beedles Lake Golf Centre;**
- **Park Hill Golf Course (now closed to the public following the drafting of this strategy); and**
- **Shelthorpe Golf Course.**


9.21 Shelthorpe Golf Course is the only one of these sites that is rated as being of Poor quality. Beedles Lake and Shelthorpe Golf Courses are available on a pay-and-play basis.

DRIVING RANGES

9.22 There are 3 driving ranges in Charnwood:

- **Beedles Lake Golf Centre;**
- **Charnwood Golf Complex; and**
- **Park Hill Golf Club (now closed to the public following the drafting of this strategy).**

9.23 All driving ranges are available via pay-and-play and all facilities are owned and managed by commercial entities.




9.24 There is one driving range to support the town of Loughborough; the other two are in rural locations and should be considered as destination venues (i.e., venues that people travel to for the purpose of using the facility, as opposed to a facility people use because they live close by or are located on route to another destination, e.g. work or home).

SITE SUMMARIES

9.25 Table 9.4 summarises each of the golf sites in Charnwood.

Table 9.4: Golf Facilities in Charnwood

SITE NAME	NOTES
BEEDLES LAKE GOLF CENTRE	A good quality 18-hole course. The course suffers with some areas of poor drainage during periods of heavy rain. The par 3 course is also of good quality and reflective of the main course. The floodlit driving range is of standard quality due to some signs of wear and tear.
CHARNWOOD FOREST GOLF CLUB	A standard quality 9-hole course.
CHARNWOOD GOLF COMPLEX	Charnwood golf and leisure complex has a good quality, 20-bay, floodlit driving range. There has recently been investment into a short game practise area and simulator and club fitting bay, both of which are of very good quality and provide alternative practise methods.
LINGDALE GOLF CLUB	Lingdale Golf Course is a good-quality course with a small practice area for putting. The course struggles heavily with drainage issues through the winter, which is prominent in some areas of the course. The clubhouse facility is of good quality, providing a good social space for members and a key source of revenue.
LONGCLIFFE GOLF CLUB	Longcliffe Golf Course is a very good quality facility, which hosts some county events throughout the season. There is a medium-sized practice area, which players can utilise for chipping and putting. The clubhouse facility is of standard condition and medium size but is reportedly well used by members.
PARK HILL GOLF CLUB (CLOSED)	Park Hill Golf Club is based on a very large site, the course is of standard quality and struggles with drainage through the winter. The driving range is of poor quality and in need of improvements due to poor condition. There is a 9-hole par 3 course on the site, providing an alternative playing method. This course is considered to be in standard condition. The clubhouse is medium-sized and is also in standard condition. This facility provides a good social space for players and is a key source of revenue for the site. (This site is now closed to the public following the drafting of this strategy)
ROTHLEY PARK GOLF CLUB	Rothley Park Golf Club is a standard quality golf course owned and operated by the club itself. The condition of the course and the facilities are considered to be of lower quality than those offered at Lingdale or Longcliffe Golf Courses. However, the site does have a practice area for chipping and putting facilities. Enhancing the site's quality rating should be a key priority for the club.
SHELTHORPE GOLF COURSE	The only municipal golf course in the borough, this facility scores poorly due to the condition of the course and the lack of facilities on site. The site is rated as a poor-quality 9-hole pitch-and-putt facility. The facility is open to the public on a pay-and-play basis.



DEMAND FOR GOLF FACILITIES IN CHARNWOOD

9.26 Demand for golf facilities is calculated using England Golf's market profiling tool. The tool utilises the demographic information taken from a national model (CACI Acorn model) and applies a statistical analysis to convert demographics into a likely breakdown of the 9 golfing profiles, as identified by the national strategy.

9.27 The tool allows England Golf to identify the dominant profiles within the catchment area and review by region and local authority and also by a specific club/facility. The table below shows the total estimated demand for golf in Charnwood.

Table 9.5: Demand for Golf in Charnwood


SEGMENT	ACTIVE	LAPSED	LATENT	TOTAL
RELAXED MEMBERS	8155	569	759	9482
OLDER TRADITIONALISTS	7699	321	0	8020
YOUNGER TRADITIONALISTS	7009	2462	0	9471
YOUNGER FANATICS	6667	1772	0	8439
YOUNGER ACTIVES	2713	3165	3165	9043
LATE ENTHUSIASTS	2326	2741	3240	8307
OCCASIONAL TIME-PRESSED	2124	3971	3140	9234
SOCIAL COUPLES	3098	2926	2668	8605
CASUAL FUN	2141	3952	2141	8234
TOTAL	41,930	21,879	15,111	78,835
TOTAL (%)	53%	28%	19%	

9.28 Table 9.5 shows there are 41,930 active golfers in Charnwood and a further 36,991 lapsed players or people who would like to play. Table 9.5 shows that Relaxed Members, Younger Traditionalists and Occasional Time-Pressed are the dominant segments in Charnwood, representing 36% of the demand in the borough.

Table 9.6: Key segments in Charnwood

SEGMENT	FACILITIES PREFERRED	CLUB MEMBERS	STANDARD	FREQUENCY	BARRIERS
RELAXED MEMBERS	18 holes 9 holes Ranges	90%	Mid-Level	Monthly or more	Poor weather and expense
YOUNGER TRADITIONALISTS	18 holes 9 holes Ranges Par 3 Pitch-and-putt Indoor	97%	Mid-Good	Regularly and at Peak times	Time, poor weather and expense
OCCASIONAL TIME-PRESSED	18 holes 9 holes Ranges Par 3 Pitch-and-putt Indoor	0%	Mid-Level	Irregularly	Time and expense

9.29 Table 9.6 shows that there is a mixed demand for the type and style of golf in the borough, with expense and time being a key barrier.



CLUB MEMBERSHIP

9.30 Table 9.7 details the memberships from the last 3 available years for each of the England Golf affiliated members' clubs in Charnwood.

Table 9.7: Membership of golf clubs

CLUB NAME	2014	2015	2016	2036 (PROJECTED)
CHARNWOOD GOLF COMPLEX	Non-affiliated			
BEEDELS LAKE GOLF CLUB	468	469	534	629
CHARNWOOD FOREST GOLF CLUB	255	246	255	300
LINGDALE GOLF CLUB	639	657	624	735
LONGCLIFFE GOLF CLUB	571	561	550	648
PARK HILL GOLF CLUB (NOW CLOSED)	263	233	232	273
ROTHLEY PARK GOLF CLUB	579	604	566	667
TOTAL	2775	2770	2761	3252 (2,979)

N.B. Membership numbers in brackets show the updated position following closure of Park Hill Golf Club

9.31 Table 9.7 shows that membership to the 6 golf clubs with available figures has held steady since 2014, with a drop of just 0.5%.

9.32 Table 9.7 also shows the impact of projected population growth in the borough on membership. This projection is derived from the 2014 SNPP data provided by ONS. Clubs are likely to have around 3,252 members over the next 18 years.


9.33 Table 9.8 shows the level of demand for golf within a 20-minute drive time radius of each course.

Table 9.8 Demand within 20-minute drive time by club

CLUB	ACTIVE	LAPSED	LATENT	TOTAL
BEEDELS LAKE	45,432	9,454	1,698	85,278
CHARNWOOD FOREST	21,826	4,550	826	41,149
CHARNWOOD GOLF COMPLEX	25,254	5,262	958	47,633
LINGDALE	31,400	6,541	1,181	59,067
LONGCLIFFE	58,024	30,370	21,003	109,276
PARK HILL (NOW CLOSED)	50,815	26,502	18,295	95,508
ROTHLEY PARK	52,844	10,980	2,264	103,912
AVERAGE ACROSS ALL 7 COURSES:	40,799 (39,130)	13,380 (11,192)	6,604 (4,655)	77,403

N.B. Demand numbers in brackets show the updated position following closure of Park Hill Golf Club


9.34 It should be noted that the 20-minute drive time catchments for each course overlap and therefore are "double-counted" in the analysis. However, Table 9.8 demonstrates that each course has a significant number of potential members available to it, with on average 40,799 (39,130) people with active golf demand within 20 minutes' drive of each course.



SUPPLY AND DEMAND BALANCE

- 9.35 The supply and demand analysis above shows that there is a varied and good quality of provision for golf in the borough with a good variety of offer to each of the market segments.
- 9.36 A review of golf clubs shows that membership is steady and predicted to increase over the next 18 years to 3,252, in line with population projections. The same measure shows that there will be around 49,381 people with active golf demand in Charnwood by 2036.
- 9.37 None of the facility operators consulted as part of this study noted a particular lack of capacity (several of the large clubs noted a lack of capacity at peak tee-off times, but this is not unusual for large or popular golf courses).
- 9.38 The consultation identifies that facilities must continue to appeal to different areas of golf's core market in the borough.
- 9.39 There is no discernible demand for any new "standard" 18-hole courses, but support in the enhancement of existing facilities is recommended.
- 9.40 At present, Beedles Lake is the closest driving range to Leicester. Rothley Park is the best-located course for commuters heading north of Leicester. Should the club express a desire to install a full driving range here to capitalise on this market, then it is recommended that England Golf and Charnwood support this development (however, the impact of such a facility on Beedles Lake should be taken into consideration).
- 9.41 There is a considerable cross-section of demand across the borough. This includes golf demand that is not met by standard 18-hole courses. Shelthorpe Golf Course is considered to be an important offer to non-traditional golfing segments of Charnwood's demand. This is especially important due to its proximity to the town of Loughborough. However, the potential of this facility to capitalise on this market and to activate latent and lapsed demand is not being fulfilled, due to the poor quality of the facility.
- 9.42 The supply and demand analysis highlights that there could be opportunity to consider the future provision and extent of Shelthorpe Golf Course, given the identified deficiency of open space in the area.³⁵ There is opportunity to reduce the existing level of formal golf provision at Shelthorpe to provide community accessible open space; this would leave 6 golf courses in the borough, 3 of which provide pay-and-play access, plus a driving range that provides pay-and-play access.

³⁵ Source: Charnwood Borough Council Open Space Assessment 2017



GOLF SUMMARY AND RECOMMENDATIONS

Table 9.9: Recommendations for golf in Charnwood

GOLF RECOMMENDATIONS

Recommendation G1: All existing facilities identified in the analysis should wherever possible be protected as “Sports Facilities” in the Local Plan, except Shelthorpe Golf Course (see Recommendation G6), for the reasons outlined in Recommendation G6.

Justification: Protecting sports facilities is seen as essential to providing residents with the opportunity to exercise and participate in sport and physical activity. This protection enhances the ability of Sport England and Charnwood Borough Council to protect facilities from urban development where possible. It also helps to ensure that these sites are adequately and appropriately replaced should they be lost to regular use through development.

Recommendation G2: England Golf and Charnwood Borough Council should work towards increasing access to pay-and-play golf facilities and ensuring that there is equitable access for all.

Justification: To grow participation in the game of golf and ensure there is equitable access for all, there is a need to ensure there are affordable opportunities to play that do not depend on having membership.

Recommendation G3: It is recommended that there should be a presumption in favour of retaining all standard golf courses*. Any planning application should include a comprehensive assessment of the impact of the proposals on the provision and use of golf facilities in the Borough, and how the proposals would align with the findings of this Strategy, as well as national and local policy and guidance.

* As the closure of Park Hill Golf Club came forward while this Strategy was being prepared, and redevelopment proposals have since come forward for consideration by Charnwood Borough Council it would not be appropriate to set out recommendations for this particular course which will be considered on its own planning merits. However, the recommendation should apply to all future proposals.

Justification: A key outcome from the consultations with the clubs and England Golf is that facilities must continue to appeal to different areas of golf’s core market in the borough. There is no discernible demand for any new “standard” 18-hole course, but all existing facilities should be supported in their efforts to enhance their facilities. The closure of any facility should be subject to an options appraisal study (as per recommendation G5)

Recommendation G4: It is recommended that England Golf should support Rothley Park Golf Course should they express a desire to add a driving range to the site.


Justification: At present, Beedles Lake is the closest driving range to Leicester. Rothley Park is the best-located course for commuters heading north of Leicester and would significantly increase commuters’ accessibility to a driving range.

Recommendation G5: It is recommended that a full feasibility study and options appraisal is undertaken into any golf facility which may be facing closure to ascertain whether it is necessary to retain or replace this facility.

Justification: There is a considerable cross-section of demand in the Borough. This includes golf demand that is not met by standard 18-hole courses (such as Shelthorpe Golf Course). Shelthorpe is considered to be an important offer to non-traditional golfing segments of Charnwood’s golfing demand. This is especially important due to its proximity to the town of Loughborough. However, the potential of this facility to capitalise on this market and to activate latent and lapsed demand may not be being fulfilled. Therefore, prior to making any decision regarding reallocating the use of Shelthorpe or any other golf facility in Charnwood, an independent feasibility study should be undertaken to determine whether the site should be retained for golf or not.

Recommendation G6: Charnwood Borough Council reviews the findings of the 2018 PPS in the context of the 2017 Open Space Assessment and considers the options for the future of the Shelthorpe Golf Course Site.

Justification: Shelthorpe Golf Course is of poor quality, and there is a deficiency of open space in that ward. There is potential to retain golf provision, but reduce its scale, and develop informal open space to facilitate additional opportunity for physical activity.



10 BOWLS

INTRODUCTION


- 10.1 Bowls England is responsible for the governance administration and promotion of Flat Green Lawn Bowls in England. It was formed in 2008 following a unification of the English Bowling Association (EBA) and English Women's Bowling Association (EWBA).
- 10.2 The following section provides greater detail of the existing strategies that are currently being delivered by Bowls England. Following this, the supply and demand section of this report evaluates the adequacy of facilities for bowls and considers:
- **The supply of facilities and demand for these;**
 - **The adequacy of facilities in Charnwood; and**
 - **Recommendations moving forward.**

STRATEGIC CONTEXT

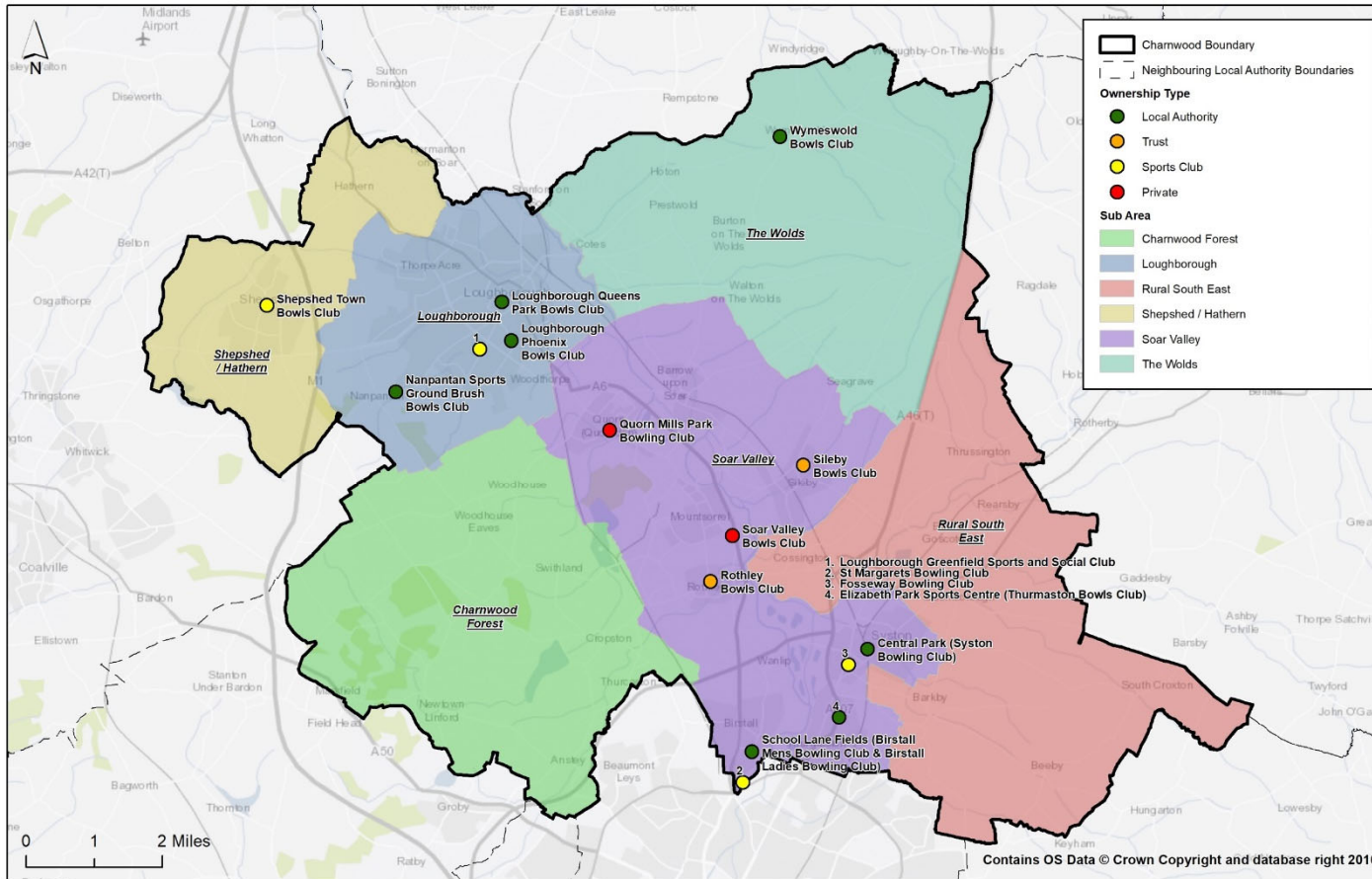
- 10.3 The most recent strategy formulated by Bowls England to help drive the game forward is the Strategic Plan (2014–2017). This plan outlines the main vision, values and mission of Bowls England.
- 10.4 The strategy produced three key strategic priorities:
- **To increase participation in the sport of outdoor flat green bowls;**
 - **To support County Associations and clubs; and**
 - **To provide strong leadership and direction.**
- 10.5 Underpinning these three strategic priorities are the vision and values of the organisation.
- 10.6 Bowls England has three areas feeding into their key vision:
- **Promote the sport of outdoor flat green bowls;**
 - **Recruit new participants to the sport of outdoor flat green bowls; and**
 - **Retain current and future participants within the sport of outdoor flat green bowls.**
- 10.7 Bowls England has also identified areas feeding into their key vision:
- **Be progressive: seek opportunities to adapt the sport to meet the needs of clubs and participants and embrace change when required;**
 - **Offer opportunities: for players to participate at national and international level;**
 - **Work to raise the profile of the sport: in support of recruitment and retention;**
 - **Lead the sport: we will drive the sport forward towards our vision; and**
 - **Support Clubs and county associations: in developing their facilities and bowls activity.**

SUPPLY OF BOWLS FACILITIES IN CHARNWOOD

- 10.8 This section summarises the supply of bowls facilities in Charnwood.
- 10.9 Map 10.1 shows the distribution of bowling greens across the Borough by ownership type.




Map 10.1: Bowls sites in Charnwood by ownership type



Outdoor Bowls sites by ownership type in Charnwood




10.10 Map 10.1 shows that there is a good distribution of bowls clubs across Charnwood, with clubs principally located in the major population hubs or along the commuter corridor between Leicester and Loughborough.



10.11 Table 10.1 details the sites with bowling greens in Charnwood.


Table 10.1: Bowls sites in Charnwood

SITE NAME	SUB-AREA AND LOCATION	OWNERSHIP	MANAGEMENT	SECURELY AVAILABLE TO THE COMMUNITY	GREENS	RINKS	GREEN CONDITION	CLUBHOUSE CONDITION
CENTRAL PARK (SYSTON BOWLING CLUB)	SOAR VALLEY Syston, LE7 1UR	Syston Town Council	Sports club/ Syston TC	Yes	1	6	Standard	Good
FOSSEWAY BOWLING CLUB	RURAL SOUTH EAST Syston, LE7 1NE	Fosseway BC	Sports club	Yes	1	6	Standard	Good
LOUGHBOROUGH PHOENIX BOWLS CLUB	LOUGHBOROUGH Loughborough, LE11 2HH	Charnwood Borough Council	Sports club	Yes	1	6	Standard	Good
LOUGHBOROUGH GREENFIELDS SPORTS & SOCIAL CLUB	LOUGHBOROUGH Loughborough, LE11 3HZ	Greenfields Sports & Social Club	Sports club	Yes	1	6	Standard	Good
LOUGHBOROUGH QUEENS PARK BOWLS CLUB	LOUGHBOROUGH Loughborough, LE11 3DU	Charnwood Borough Council	Sports club	Yes	1	6	Poor	Standard
NANPANTAN SPORTS GROUND (BRUSH BOWLS CLUB)	LOUGHBOROUGH Loughborough, LE11 3YE	Charnwood Borough Council	Sports club	Yes	1	7	Standard	Standard
QUORN MILLS PARK BOWLING CLUB	SOAR VALLEY Quorn, LE12 8DT	Private	Sports club	No (lease renegotiation)	1	6	Poor	Standard
ROTHLEY BOWLS CLUB	SOAR VALLEY Rothley, LE7 7PS	Harry Hames Trust	Rothley PC	Yes	1	6	Standard	Standard
SCHOOL LANE FIELDS (BIRSTALL MEN'S BOWLING CLUB & BIRSTALL LADIES BOWLING CLUB)	SOAR VALLEY Birstall, LE4 4EA	Birstall Parish Council	Sports Club	Yes	1	6	Good	Standard
SHEPshed TOWN BOWLS CLUB	SHEPshed-HATHERN Shepshed, LE12 9QF	Shepshed Town BC	Sports club	Yes	1	6	Standard	Good



SITE NAME	SUB-AREA AND LOCATION	OWNERSHIP	MANAGEMENT	SECURELY AVAILABLE TO THE COMMUNITY	GREENS	RINKS	GREEN CONDITION	CLUBHOUSE CONDITION
SILEBY BOWLS CLUB	SOAR VALLEY Sileby, LE12 7EE	Sileby Sports Ground Trust	Sports club	Yes	1	6	Poor	Standard
SOAR VALLEY BOWLS CLUB	SOAR VALLEY Mountsorrel, LE7 7NL	Roll Royce – Commercial	Sports club	Yes	1	6	Standard	Standard
ST MARGARET'S BOWLING CLUB	SOAR VALLEY Loughborough, LE11 2HH	Midlands Co-op	Sports club	Yes	1	6	Good	Good
ELIZABETH PARK SPORTS CENTRE (THURMASTON BOWLS CLUB)	SOAR VALLEY Loughborough, LE11 3HZ	Thurmaston Parish Council	Sports club / Thurmaston PC	Yes	1	6	Poor	Standard
WYMESWOLD BOWLS CLUB	THE WOLDS, LE12 6TY	Wymeswold Parish Council	Sports club	Yes	1	6	Good	Standard

10.12 Table 10.1 shows that there are currently 15 bowling greens in Charnwood. Of these, 4 (26%) are of Good quality, 7 (48%) are of Standard quality and 4 (26%) of Poor quality. Charnwood Borough Council is the largest single owner of greens in the area, owning 26% of all greens. 20% of greens are owned by the resident bowls club on-site. Despite differing ownership types, all greens have an associated club that is involved in the management of the facility.



INDOOR BOWLS

- 10.13 Table 10.1 provides details of the number of indoor bowls centres in Charnwood. Further analysis of indoor bowls can be found in the Charnwood Indoor Facilities Strategy 2018.

Table 10.2: Indoor Bowling Provision in Charnwood


SITE NAME	SUB-AREA AND LOCATION	FACILITY TYPE	RINKS	ACCESS TYPE	OWNERSHIP TYPE	MANAGEMENT TYPE	YEAR BUILT	YEAR REFURBISHED
CHARNWOOD INDOOR BOWLS CLUB	LOUGHBOROUGH, Loughborough LE11 3HE	Indoor Bowls	8	Sports club / Community Association	Sports club	Sport club	1990	2013

SITE SUMMARIES


- 10.14 Table 10.3 below summarises the key bowls sites in Charnwood

Table 10.3: Key site and club consultation summaries


SITE	SUB-AREA AND LOCATION	SUMMARY
CENTRAL PARK (SYSTON BOWLING CLUB)	SOAR VALLEY, Syston, LE7 1UR	The club plays on a town council-owned site. The club reports that it is severely limited by the lack of parking despite the creation of 5/6 parking spaces by Charnwood Borough Council. The club has also reported that there is scope to improve the parking situation by removing an old building next to the clubhouse, which is used sparingly by a local band for practice. The club feels that this is imperative given the ageing demographic of its members and the need for them to have easy access to the green. The club has reported that the green has improved greatly over last 4/5 years. This club has employed an outside contractor to undertake the work under their supervision.




SITE	SUB-AREA AND LOCATION	SUMMARY
ELIZABETH PARK SPORTS CENTRE (THURMASTON BOWLS CLUB)	SOAR VALLEY, Loughborough, LE11 3HZ	The site is reported to have the green in the poorest condition across the borough. This is thought to be due to the poor maintenance of the site, which was undertaken as part of the maintenance contract for the entire site. As of October 2017, the green's maintenance has been undertaken by an in-house team of volunteers and external contractors. Priorities are to get a storage facility/shed to store the lawnmower that the club now have to look after. Priorities for the future would be to relay the green as it is in very poor condition. The site is owned and run by Thurmaston Parish Council.
LOUGHBOROUGH PHOENIX BOWLS CLUB	LOUGHBOROUGH Loughborough, LE11 2HH	<p>The club leases the site from Charnwood Borough Council, they have a 30-year lease, which is reviewed every 5 years. The club was born out of the folding and sale of the Loughborough Town Bowls Club site and the merging with other clubs to become Loughborough Phoenix. Charnwood Borough Council contractors (Fineturf and IDverde) maintain the green following a 12-month maintenance plan. The club is contributing toward the cost of this maintenance. The club feels this maintenance should be improved significantly. The club is in the process of fully replacing the green using some of the money from the sale of the old site.</p> <p>The club has seen an increase in membership since moving to the new site. The club highlighted the issue of the lack of nearby parking and would also like to have a signpost to highlight where the club is located on the main road. There is a tree within the grounds that appears to be cracking the floor via its roots. The club has made Charnwood Borough Council aware of this issue. Finally, the club is undertaking work on three banks/ditches to enable them to conform to league standards.</p>
LOUGHBOROUGH GREENFIELDS SPORTS & SOCIAL CLUB	LOUGHBOROUGH Loughborough, LE11 3HZ	The club has a shared clubhouse facility with the sports and social club, but has separate changing facilities.
LOUGHBOROUGH QUEENS PARK BOWLS CLUB	LOUGHBOROUGH Loughborough, LE11 3DU	The bowling green has been identified as poor. This is due to the fact that the watering system is reportedly linked to the same system used for the flowerbeds. This has resulted in over-watering of the green. The pavilion is "quaint" but is reported to be too small for the club's needs.



SITE	SUB-AREA AND LOCATION	SUMMARY
NANPANTAN SPORTS GROUND (BRUSH BOWLS CLUB)	LOUGHBOROUGH Loughborough, LE11 3YE	The club has a 7-year lease on their facilities from Charnwood Borough Council. Charnwood Borough Council also maintains the green; however, the club has said that the green would benefit from enhanced maintenance and they would like some more specialist equipment to further improve the quality of the green in the future. The clubhouse facilities are dated but still in standard condition. The bar/social area is used by other sports, which helps to generate additional income for the bowls club. The current ladies' changing is separate to the clubhouse. The club would prefer to have this housed in the same building. The club also reported the need to have better disability access on the site.
QUORN MILLS PARK BOWLING CLUB	SOAR VALLEY, Quorn, LE12 8DT	The club is currently in the process of negotiating their lease with the private owner of the site. The club is in the process of restructuring its volunteer and management system as result of the proposed new lease (which may require the club to be categorised as a charitable trust), with help of Voluntary Action Leicestershire. The club maintains the green themselves and have issues with it being wet/heavy (partially due to trees). One tree was recently felled on safety grounds. The club is continuously proactively driving new membership.
ROTHLEY BOWLS CLUB	SOAR VALLEY, Rothley, LE7 7PS	The bowls club shares a site with Rothley Tennis Club in the summer months, although they are two separate entities. The site is owned by the Harry Hames Trust and managed by Rothley Parish Council – although the bowls club maintains the green. The club has 12 years left on the original 25-year lease.
SCHOOL LANE FIELDS (BIRSTALL MEN'S BOWLING CLUB & BIRSTALL LADIES BOWLING CLUB)	SOAR VALLEY, Birstall, LE4 4EA	The green is shared by the men's and ladies' Clubs but maintained by the parish council to a very high level, with regular contact with an appointed representative from the club. The club has just received a loan from Bowls England to install disabled access toilets, improved visitors changing rooms and storage for the site.
SILEBY BOWLS CLUB	SOAR VALLEY, Sileby, LE12 7EE	The club is short of members; there are around 30 in total. This number has fallen in recent years. The kitchen and bar area have had a recent refurbishment and are shared with the tennis club. The club would like to improve the gullies and the surrounds of the green.



SITE	SUB-AREA AND LOCATION	SUMMARY
SOAR VALLEY BOWLS CLUB	SOAR VALLEY, Mountsorrel LE7 7NL	The club has an external contractor who maintains the green, they are happy with this work and believe the green is of fair quality. The club has some issues with some of the more manual labour and heavy gardening etc. and would like some support with this. There is an old garage on the site that is used for storage; this is of poor quality, not fit-for-purpose and in need of improvement. The club would like a new purpose-built garage for storage of expensive equipment. The club has secured planning permission for this new garage and work is ongoing to improve the green. The current car park is grassed and on a slope; this can become an issue in adverse weather conditions and the club would like a tarmac area for parking.
WYMESWOLD BOWLS CLUB	THE WOLDS LE12 6TY	The facilities are located on a small site with a small changing room. This can cause difficulty when the site hosts mixed matches. Toilets, including disability toilets, are located outside of main building. The club has used the village hall in the past for larger events in the early stages of applying for planning permission to extend the pavilion. The green is maintained by volunteer members during the season and outside contractors for the major autumn/winter/spring works.



DEMAND FOR OUTDOOR BOWLS FACILITIES IN CHARNWOOD

10.15 This section summarises the level of demand for bowls in Charnwood.

10.16 Table 10.4 below shows the level of membership at each of the clubs in the borough.

Table 10.4: Membership by club

CLUB	MEN	LADIES	COMBINED
BIRSTALL LADIES' BC	–	46	46
BIRSTALL MEN'S BC	59	–	59
BRUSH BC	33	16	49
FOSSEWAY BC	36	22	58
LOUGHBOROUGH GREENFIELDS BC	32	13	45
LOUGHBOROUGH PHOENIX BC	34	31	65
LOUGHBOROUGH QUEENS PARK BC	20	5	25
QUORN BC	38	19	57
ROTHLEY BC	21	16	37
SHEPshed TOWN BC	43	28	71
SILEBY BC	25	15	40
SOAR VALLEY BC	32	20	52
ST MARGARET'S BC	47	24	71
SYSTON BC	52	23	75
THURMASTON BC	16	10	26
WYMESWOLD BC	34	19	53
TOTAL	522	307	829


10.17 Table 10.4 shows that there are currently 829 bowls members in Charnwood.

10.18 Of these, 63% are men and 37% are ladies.

10.19 The largest club in the area by membership is Syston BC, followed by Shepshed Town BC and St Margaret's BC, both with 71 members. Birstall Men's and Ladies', although separate clubs, use the same site (School Lane Playing Fields) and together have a combined membership of 105, the most members associated with one facility. The average number of members per club is 52.

10.20 According to Sport England's Market Segmentation Tool, the dominant segments playing bowls in Charnwood are:

- **Frank – Twilight years gents aged 66+ (25%);**
- **Elsie and Arnold – Retirement homes couples aged 66+ (22%); and**
- **Ralph and Phyllis – Comfortable retired couples aged 66+ (14%).**



- 10.21 According to the tool, 284 people in Charnwood would like to play more bowls. Of these people, the dominant segment not mentioned above is Roger and Joy (early retirement couples aged 56–65) at 20%.
- 10.22 Demand for indoor bowls has been gathered as part of the Indoor Facilities Strategy (IFS) 2018.


SUPPLY AND DEMAND BALANCE FOR OUTDOOR BOWLS FACILITIES IN CHARNWOOD

- 10.23 Table 10.4 shows the supply and demand balance for bowling greens in Charnwood. The capacity of sites is calculated using a ratio of 1 rink to every 17 members. This ratio has been agreed with the Bowls England representative on the PPS project Steering Group.

Table 10.5: Bowls capacity utilisation

SITE	MEMBERS PER SITE	CAPACITY	CAPACITY UTILISATION
SCHOOL LANE FIELDS	105	102	103%
BRUSH BC	49	119	41%
FOSSEWAY BC	58	102	57%
LOUGHBOROUGH GREENFIELDS BC	45	102	44%
LOUGHBOROUGH PHOENIX BC	65	102	64%
LOUGHBOROUGH QUEENS PARK BC	25	102	25%
QUORN BC	57	102	56%
ROTHLEY BC	37	102	36%
SHEPSHED TOWN BC	71	102	70%
SILEBY BC	40	102	39%
SOAR VALLEY BC	52	102	51%
ST MARGARET'S BC	71	102	70%
SYSTON BC	75	102	74%
THURMASTON BC	26	102	25%
WYMESWOLD BC	53	102	52%
TOTAL	829	1547	54%

- 10.24 Table 10.4 shows that most of the sites in Charnwood are operating under capacity, most with good reserves of capacity to accommodate new members. The average level of spare capacity across the entire borough is 46%.
- 10.25 The exception to this is School Lane Fields, home to Birstall Men's and Birstall Ladies' Bowling Clubs. This site is currently operating just over capacity. However, the green receives a very high level of maintenance from the Parish Council maintenance team. The club has a liaison officer to work with the Parish Council, which has resulted in a high-quality green being produced at the site. The club did not highlight a lack of capacity as a major issue on the green during the consultation.
- 10.26 The lowest or most under-used sites are Thurmaston BC and Queens Park BC, with just 26 and 25 members respectively. Consultation with Bowls Leicestershire has revealed that these are considered the clubs most at risk in the borough, due to their low membership levels.



BOWLS SUMMARY

- 10.27 This section summarises the findings above and recommends key actions to be taken across the borough.
- 10.28 In general, the quality of facilities across the borough can be said to be quite high, with a number of greens scoring well on the assessment. Ancillary facilities also scored well, despite being an ageing stock. The condition of these facilities can be attributed to a strong and dedicated volunteer base around many of the clubs. This volunteer base contributes heavily to the good upkeep of facilities and helps to oversee, and in many cases, provides, adequate quality maintenance of their respective club's green.
- 10.29 Although Bowls England has noted a decline in membership rates since its inception in 2008, clubs in Charnwood are generally strong, with memberships reported to be steady but ageing in many cases. The exception to this is Loughborough Queens Park and Thurmaston Bowls Clubs. Both clubs are considered to be at risk due to declining membership. Both of these sites have been identified as having a poor-quality green.

Table 10.6: Recommendations for Bowls in Charnwood

BOWLS RECOMMENDATIONS

Recommendation B1: All facilities identified in the analysis should be protected as "Sports Facilities" in the Local Plan.

Justification: Protecting sports facilities is seen as essential to providing residents with the opportunity to exercise and participate in sport and physical activity. This protection enhances the ability of Sport England and Charnwood Borough Council to protect facilities from urban development where possible. It also helps to ensure that these sites are adequately and appropriately replaced should they be lost to regular use through development.


Recommendation B2: Bowls facilities that are rated as "poor" and therefore should be prioritised for improvement include:

- **Loughborough Queens Park Bowls Club**
- **Quorn Mills Park Bowling Club**
- **Sileby Bowls Club**
- **Elizabeth Park Sports Centre (Thurmaston Bowls Club)**

Justification: The typical age profile of bowlers means that participants can be more vulnerable to injury if a facility is poorly maintained. Therefore, Bowls England, bowling clubs and site owners/managers must ensure that bowls facilities, including clubhouses, greens and other ancillary facilities, are kept in good condition, as this is vital to ensuring the safety of those using the facilities.

Recommendation B3: It is recommended that Bowls England and Charnwood Borough Council continue to support the work of volunteers and, where appropriate continue to empower members to have control over the management of their own facility. Charnwood Borough Council, Bowls England and Sport England should continue to support projects that will help the clubs attract more players and grow the game further in the Borough.

Justification: Bowls in Charnwood is supported by a very strong base of volunteers. Due in part to the demographic of the sport, a significant number of participants and volunteers are retired and therefore potentially have the free time to help maintain and manage the facilities they use. By empowering this volunteer base, Charnwood Borough Council can help to keep a typically inactive demographic more active and help to facilitate better quality bowling greens.



BOWLS RECOMMENDATIONS

Sites that may be considered to benefit from greater control over their facilities include:

- **Central Park (Syston Bowls Club)**
- **Rothley Bowls Club**
- **Elizabeth Park Sports Centre (Thurmaston Bowls Club)**

It should be noted that each club should be assessed regarding its volunteer skills and capacity in order to determine whether the clubs would benefit from having greater control over the management of their facility.

Recommendation B4: Bowls England should continue to work with the Thurmaston Bowls Club and Thurmaston Parish Council to support the club to improve its green and grow membership.

Justification: It is understood that Thurmaston Bowls Club has taken on a new maintenance contract in an attempt to improve the green to a quality similar to the rest of the area. It is hoped that by improving the quality of the green, the club can begin to attract new members and rebuild its membership base.

Recommendation B5: Bowls England should work with Loughborough Queens Park Bowls Club and Charnwood Borough Council to identify if current maintenance work at Queens Park is adequate for producing a green of the appropriate quality, and if not, what other maintenance procedures they should be following. It is further recommended that the issue of the water timing system raised by Loughborough Queens Park Bowls Club be addressed to support an improved maintenance schedule.

Justification: Loughborough Queens Park Bowls Club has a green that is regarded as poor. The decline in the club's membership is seen as being linked to the poor-quality green. Improving the quality of the green is therefore seen as the first step in helping the club grow and develop.


Recommendation B6: Bowls England and site owners/Clubs should look to prioritise investment in the provision of good quality, accessible DDA facilities (including the proposed addition at School Lane Fields).

Justification: This recommendation is also linked to the typical age profile of the participants in this sport. The provision of DDA compliant facilities is vital in ensuring the continued participation of this demographic.

School Lane Fields (Birstall Men's and Birstall Ladies' Bowls Clubs) is currently the only site specifically recommended for the adding of a DDA WC facility, but it is important to note that this may be a requirement of other clubs to ensure members can continue to play.

Recommendation B7: Bowls England should work with local clubs to ensure that adequate parking is available as close as possible to the greens and clubhouse to minimise walking distances for older people who may also be carrying relatively heavy bowling balls and equipment. In considering this, the Central Park facility at Syston should be a priority.

Justification: This recommendation is also linked to the typical age profile of the participants in this sport. The provision of car parking located close by facilities is key to limiting the distance participants must walk to facilities. Not only does this have the benefit of reducing accidents, it also improves participants' perception of the facility. This, in turn, helps to remove a significant barrier to many bowlers' continued participation in the sport. Clearly bowlers need to be able to walk from one end of the green to the other to play, but for some elderly people this in itself is tiring, so providing parking close by wherever possible is a benefit.



11 CYCLING

STRATEGIC CONTEXT


- 11.1 Cycling is one of the fastest-growing participation sports in the UK. Given the focus on getting more people more active, using informal spaces, the development of more opportunities to cycle in informal groups could encourage new participants.
- 11.2 Cycling is an ideal recreational activity that people of all ages can do together. It can also provide participants with a competitive opportunity, if required. The lack of formal off-road facilities may be a barrier to more people taking up the sport. Cycling on the roads is not always safe, particularly for young people, so an off-road facility would be an ideal way of introducing more people to the sport in a very safe environment. Off-road circuits provide a safe venue for cycling, and are ideal for training for road cycling, triathlon etc.
- 11.3 There are six disciplines of cycling, with five different facility types: track racing (velodrome), road racing, speedway, cycle speedway, cyclocross, and mountain biking. Off-road circuits provide a safe location for recreational cycling.
- 11.4 Recreational cycling needs safe routes and, ideally, appropriate infrastructure such as changing and toilet facilities at the start and finish. A range of formal and informal facilities can be used as meeting points for recreational cycling.
- 11.5 In 2013, British Cycling released “Our Commitment” their national strategy for the sport for the next four years. The strategy addresses many facets of cycling from the elite level to grass roots and proficiency. The key points are summarised below:

VISION

- 11.6 Under its “Vision” section, British Cycling identifies four key commitments:
- **The promotion of lifelong participation in cycling as part of an enjoyable and healthy lifestyle among all groups;**
 - **A nationwide vibrant community of active recreational participants facilitated through a programme of information, education, personal challenges and opportunities;**
 - **The opportunity for all groups to participate in cycling as a leisure pursuit and to integrate cycling into daily life, such as riding to school, work, to the shops or socially; and**
 - **The promotion of cycling as part of sustainable transport solutions by working with national, regional and local authorities.**

EVENTS

- 11.7 British Cycling helps to run and manage events from international to grassroots cycling. Three commitments from the 2013 strategy are relevant to this PPS.
- **An events structure across the entire spectrum of cycling, with clear pathways enabling all cyclists to fulfil their aspirations, ambitions and potential;**
 - **Opportunities for everyone to participate in cycling at their own level, for their entire lifetime; and**
 - **A rewarding and enjoyable environment for event organisers and officials.**



WOMEN AND GIRLS

11.8 Women and girls form a significant part of British Cycling's commitments in the 2013 strategy. Below are the commitments most relevant to this PPS:

- **At least 25% female representation at board level by 2017;**
- **An increased proportion of female members from 15% to 18% by 2017, and to 20% by 2020;**
- **Inclusive club activities;**
- **A series of entry-level races at key facility hubs in the regions;**
- **Systems to capture and promote women-specific club activity, led rides and events; and**
- **"Get into cycle sport" regional coaching sessions based at facilities leading to races or sportive.**

RECREATIONAL CYCLING


11.9 Recreational (and commuter) cycling is the core means by which most participants engage with the sport. British Cycling's 2013 strategy makes the following commitments to supporting recreational cycling:

- **The promotion of lifelong participation in cycling as part of an enjoyable and healthy lifestyle among all groups;**
- **A nationwide vibrant community of active recreational participants facilitated through a programme of information, education, personal challenges and opportunities;**
- **The opportunity for all groups to participate in cycling as a leisure pursuit and to integrate cycling into daily life, such as riding to school, work, to the shops or socially; and**
- **The promotion of cycling as part of sustainable transport solutions by working with national, regional and local authorities.**

FACILITIES

11.10 British Cycling's 2013 strategy makes the following commitments to supporting British Cycling:

- **A comprehensive network of accessible traffic-free multi-disciplined cycling facilities enabling the effective and safe delivery of cycling activities both at a participation and excellence level;**
- **Support for clubs and groups who wish to develop new, or improve existing, facilities and infrastructure; and**
- **A secure long-term future for sporting events on the public highway by continuing to work with the appropriate agencies.**




RECREATIONAL CYCLING

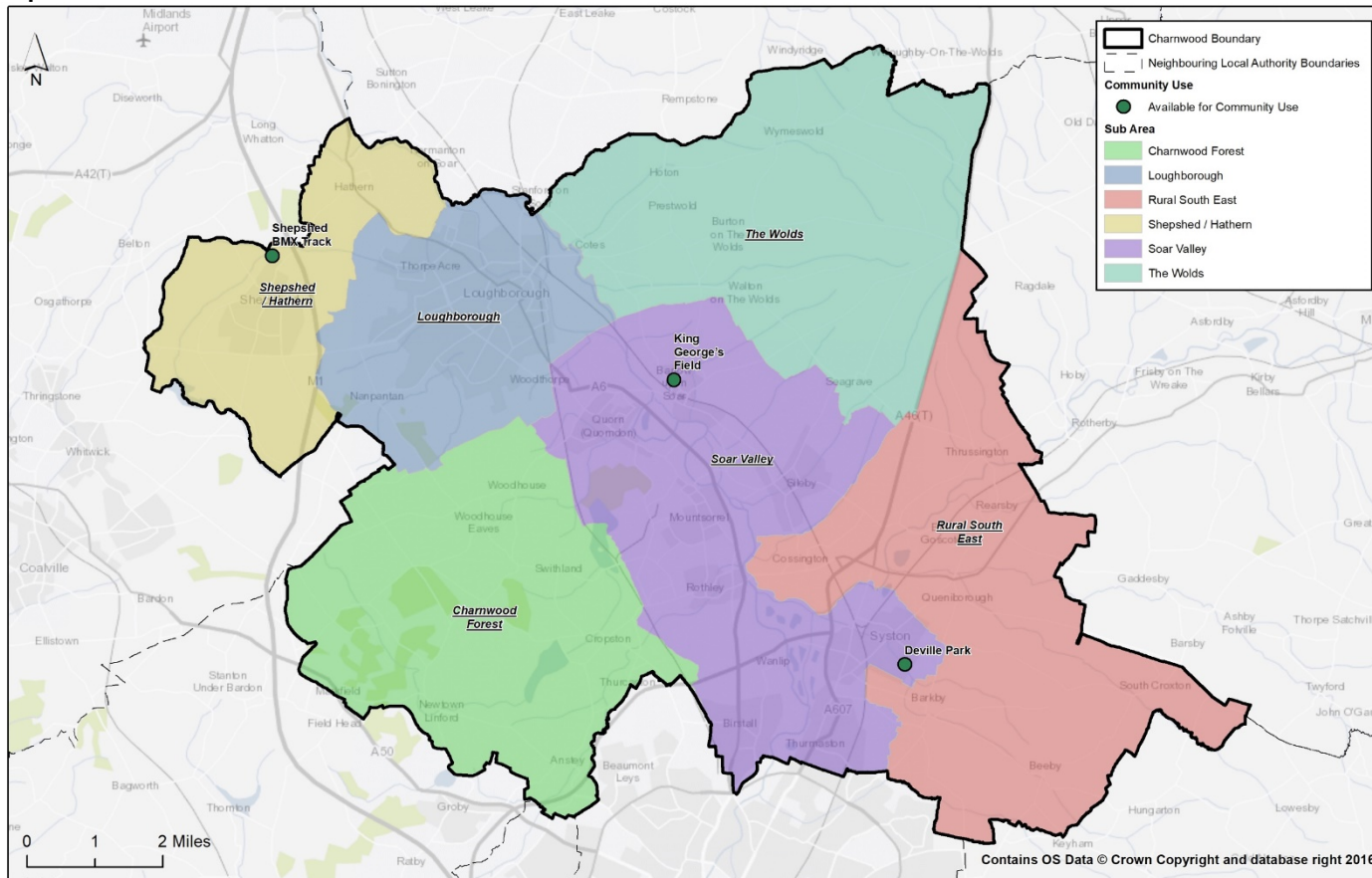
- 11.11 The consultation undertaken in the summer of 2017 to inform the Charnwood Borough Council Open Space Strategy identified that 43% of survey respondents thought there was too little provision of cycling routes in the borough.
- 11.12 This suggests that interest and participation in cycling continues to grow and there is a need to ensure provision of both formal cycling facilities and informal cycling routes.

SUPPLY OF BMX FACILITIES IN CHARNWOOD

- 11.13 The only formal cycling facilities in the borough currently are BMX tracks. BMX falls under the auspices of British Cycling, the national governing body covering cycling in the UK.
- 11.14 This report evaluates the adequacy of facilities for BMX and considers:
- **The supply of facilities and demand for these;**
 - **The adequacy of facilities in Charnwood; and**
 - **Recommendations moving forward.**
- 11.15 Map 11.1 shows the location of BMX facilities across the borough.




Map 11.1: BMX facilities in Charnwood



BMX Tracks by community use in Charnwood



11.16 The tracks are evenly distributed across the borough, with facilities located near the two largest population centres. However, the scale and quality of these tracks is not consistent across all sites.



11.17 Table 11.1 details the number of existing BMX facilities in Charnwood alongside the nature of the facility and its quality.

Table 11.1: BMX tracks in Charnwood

SITE NAME	POST CODE	COMMUNITY USE ON SITE	SECURITY OF USE	OWNERS	MANAGEMENT TYPE	NATURE OF FACILITY	CONDITION
SHEPSHED BMX TRACK	LE12 9SH	Available	Secured	Shepshed Town Council	Parish Council	Medium to large BMX track with parts tarmacked and medium sized obstacles. Suitable for intermediate riders and above. The track has over 30 obstacles, some of which measure over 1 metre in height. The track is open and accessible to all.	Standard
KING GEORGE'S FIELD	LE12 8QH	Available	Secured	Barrow Upon Soar Parish Council	Parish Council	Small, simple grass and dirt provision not heavily maintained. The track is open and accessible to all.	Poor
DEVILLE PARK	LE7 2BZ	Available	Secured	Syston Town Council	Parish Council	Small, single-loop facility in fair condition. Single-track route with small obstacles. The track is open and accessible to all.	Standard

11.18 Table 11.1 shows that there is a mixed range of facilities in the borough. Shepshed's track is a facility of significant size and scale and has been used for some BMX events in the past. However, Deville Park and King George's field are significantly smaller facilities.


11.19 Table 11.2 details consultation undertaken with British Cycling.

Table 11.2: Consultation summary British Cycling

CONSULTATION: BRITISH CYCLING

British Cycling is aware of the pump track for BMX in Shepshed. The regional BMX track is located outside of the borough at Huncote.

There are discussions underway about a new regional cycle track league for next year; currently venues are being identified. An outdoor velodrome venue in Charnwood would be of interest to British Cycling, similar to that developed at the University of York.



DEMAND

- 11.20 No formal demand from clubs has been identified for the BMX tracks. However, research indicates that all of these tracks are used to meet informal and casual demand. Shepshed is reported to have the highest and most consistent usage of the three sites. There are no formal BMX Clubs in Charnwood. There are three clubs within 20 miles of Loughborough: Leicester Hornets, Derby BMX and the Nottingham Outlaws.
- 11.21 Sport England’s Active Lives survey does not record BMX demand. Therefore, estimating demand for BMX in Charnwood needs to be calculated using multiple datasets. Sport England’s Active People Survey 10 (2015/16) recorded participation in BMX as 0.9% of cycling participation. The Active Lives Survey October 2017 records the national participation rate of cycling (for leisure and sport) to be 14.5% (participating at least twice in the last 28 days). Active Lives does not provide this demand at regional or local authority level. Charnwood has an overall activity rate of 77.8%, 0.78% higher than the national average of 77.2%. By applying this slight increase to cycling, it is estimated that 14.61% of the population in Charnwood cycle for leisure or sport every 28 days. By applying the national ratio of cyclists to BMX riders, demand for BMX in Charnwood can be estimated at 196 people (over the age of 16).
- 11.22 Table 11.3 provides a breakdown of this information.


Table 11.3: Calculating the number of BMX riders in Charnwood

NATIONAL CYCLING FIGURE LEISURE OR SPORT	14.50%
% OF CYCLISTS THAT RIDE BMX (NATIONALLY)	0.9%
ACTIVITY RATE IN CHARNWOOD	77.8%
NATIONAL ACTIVITY RATE	77.2%
ACTIVITY RATE IN CHARNWOOD COMPARED WITH THE NATIONAL AVERAGE	100.78%
CHARNWOOD CYCLING RATE	14.61%
POP OF CHARNWOOD (16+)	148,980
ESTIMATED CYCLISTS IN CHARNWOOD	21,770
ESTIMATED BMX RIDERS IN CHARNWOOD (16+)	196

- 11.23 The consultation regarding the three existing BMX facilities in the borough has identified that most of the demand for these facilities is generated from under-16-year-olds. It is believed that these facilities are used most by males in their early–mid teens. However, there is no available data on the use of these facilities on participation in BMX by this age group.

FUTURE DEMAND

- 11.24 The population of Charnwood is projected to grow by 17.7% by 2036. Should current estimated participation in BMX remain consistent, then there will be an expected 231 BMX riders aged 16 or over in Charnwood by 2036.
- 11.25 As above, it is expected that the main source of participation in BMX will be from teenage males. Unfortunately, there is no available data that reliably enables the future demand for BMX by this group to be modelled accurately.
- 11.26 There is a proposal for the development of an additional BMX track as part of the West of Loughborough SUE, which would cater for the additional demand identified. This will have secured community access and use.



CYCLING SUMMARY

- 11.27 The quality and condition of the Shepshed track means that Charnwood has the potential to form a BMX club. The location of the site means that this club would be easily commutable from Loughborough. It is recommended that British Cycling work with local schools, Shepshed Town Council, Charnwood Borough Council and existing cycling clubs in the borough with a view to establishing a BMX club. This could be as a stand-alone club or as a satellite club for one of the existing clubs in the area.

Table 11.4: Recommendations for cycling in Charnwood

RECOMMENDATIONS

Recommendation Cy1: All facilities identified in the analysis should be protected as “Sports Facilities” in the Local Plan.

Justification: Protecting sports facilities is seen as essential to providing residents with the opportunity to exercise and participate in sport and physical activity. This protection enhances the ability of Sport England and Charnwood Borough Council to protect facilities from urban development where possible. It also helps to ensure that these sites are adequately and appropriately replaced should they be lost to regular use through development.

Recommendation Cy2: The provision of safe routes for off-road cycling meeting Sport England Active by Design guidelines are incorporated within new housing developments to facilitate increased opportunity for informal physical activity.

Justification: increasing informal participation in recreational cycling and cycle to work.

Recommendation Cy3: It is recommended that the Shepshed BMX track be maintained to a level that it is suitable for hosting a meeting of the upcoming cycle track league.

Justification: The track represents a good-quality facility for the borough. Hosting an event will help to raise awareness of the facility and encourage greater use of it.

Recommendation Cy4: It is recommended that DDA-compliant WC facilities are added to the Shepshed site to help attract events and encourage greater use of the track.

Justification: The presence of accessible WC facilities (where there are currently no WC facilities at all) will encourage greater use of the track, better enable it to host events and make the track more accessible to residents of the area.

Recommendation Cy5: It is recommended that British Cycling works with Barrow-upon-Soar Parish Council and Syston Town Council to improve the condition of their tracks and make them fit for use as beginner/learner tracks.


Justification: The Shepshed facility is a large track which may be intimidating to cyclists new to BMX. Adding tracks that are more accessible to lower skill levels will enable the track to be more accessible (as users graduate on to it once they are proficient). This pathway is also likely to reduce injuries or accidents on the Shepshed tracks as riders will be more proficient before attempting to use it.

Recommendation Cy6: It is recommended that Charnwood Borough Council open dialogue with British Cycling with regards to a potential outdoor velodrome (as raised during consultation for this study).

Justification: The potential for an outdoor velodrome development was raised during NGB consultation for this study and should be further explored.

Recommendation CY7: The development of a new BMX facility in the borough as part of the West of Loughborough SUE is progressed.

Justification: The level of projected additional demand for BMX facilities by 2036.



12 ATHLETICS

12.1 Athletics in England is administered by England Athletics. In its own words the function of England Athletics is to:

“Develop grass roots athletics in England, supporting affiliated clubs to prosper, developing more and better coaches, recruiting and supporting volunteers and officials. England Athletics provides and supports competition opportunities at an international (England representative), national, area and county level.”

12.2 The following section provides greater detail of the existing strategies that are currently being delivered by England Athletics.

12.3 Following this, the supply and demand section of this report evaluates the adequacy of facilities for athletics and considers:

- **The supply of facilities and demand for these;**
- **The adequacy of facilities in Charnwood; and**
- **Recommendations moving forward.**

STRATEGIC CONTEXT

12.4 England Athletics released their national strategy “Athletics & Running: for Everyone, Forever” in 2017. The relevant elements of the strategy are captured below.


VISION

12.5 England Athletics has the vision that the sport of athletics and running will be the “most inclusive and popular sport in England.” England Athletics believe that this should be led by a network of progressive clubs and organisations.

KEY VALUES

12.6 England Athletics has identified three key values as part of the 2018 strategy:

- **Pride: inspiring athletes of the future by celebrating the history and contemporary success of British athletes;**
- **Integrity: essential the ongoing success and future of the sport and its ability to attract participants; and**
- **Inclusivity: athletics can contribute towards a healthy lifestyle and a sense of achievement, whatever the age, ability or background of the athlete or volunteer.**



STRATEGIC PRIORITIES

- 12.7 “For Everyone, Forever” identifies three important strategic priorities:
- **To expand the capacity of the sport by supporting and developing its volunteers and other workforce;**
 - **To sustain and increase participation and performance levels in the sport; and**
 - **To influence participation in the wider athletics market.**

DELIVERY METHODS

- 12.8 Finally, the strategy identifies three delivery methods for achieving these priorities. Key priorities will be delivered through:
- **Positive culture, progressive performance and collaborative leadership;**
 - **Transparent governance and accountability; and**
 - **High-quality member engagement and communications.**

12.9 Table 12.1 details consultation undertaken with England Athletics.


Table 12.1: Consultation summary England Athletics

CONSULTATION: ENGLAND ATHLETICS

The focus of England Athletics’ strategy is making the sport more accessible to more people. The focus will be:

- **Preserving and improving existing assets;**
- **Supporting development of compact athletics facilities e.g. 40m straights, areas for jumping/throwing events; and**
- **Support will not be in the form of direct funding.**

There are currently no reported planned facilities in Charnwood.



SUPPLY


12.10 Table 12.2 details the number of athletics tracks in Charnwood.

Table 12.2: Athletics track and field facilities in Charnwood

SITE NAME	POST CODE	FACILITY SUB-TYPE	LANES	FIELD FACILITIES	OWNERSHIP TYPE	MANAGEMENT TYPE	AVAILABILITY TO THE COMMUNITY FOR USE	USE AND SECURITY OF USE BY THE COMMUNITY	YEAR BUILT	YEAR REFURBISHED
LOUGHBOROUGH UNIVERSITY	LE11 3TU	Synthetic	8	Long jump, high jump, javelin, discus and shotputting areas	Higher education institutions	University (in-house)	Available Field facilities are only available on a limited-access basis	Used but unsecured	n/a	2009
RATCLIFFE COLLEGE	LE7 4SG	All weather	6	Long jump, high jump, javelin, discus and shotputting areas	Private school	School (in-house)	Available	Unused and unsecured	1985	2016

12.11 Table 12.2 shows that of the two facilities, only Loughborough University is used by the community. The club also has access to the indoor athletics track at the university.

12.12 Table 12.2 shows that the access to this facility is unsecured. This is examined further in the Demand section (paragraph 12.13).



DEMAND

- 12.13 Charnwood Athletics Club is the only track and field athletics club affiliated to England Athletics in the borough. The club operates from its clubhouse, located at the Paula Radcliffe Stadium on the Loughborough University campus. The club has a lease on the clubhouse, which provides some security to the club. However, the club has limited formal security of tenure or minimum access time agreed with the University on any long-term basis.
- 12.14 Consultation details the club's use of the facility and its major issues. A summary of this consultation is provided in Table 12.3.

Table 12.3: Charnwood Athletics Club consultation summary

CONSULTATION: CHARNWOOD ATHLETICS CLUB

Use of the facility

Charnwood AC uses the track for training on two regular weekly slots – Monday and Wednesday evenings. These sessions take place throughout the year, with the exception of four Wednesday evenings where the university hold their own events and the club moves its sessions to Thursday evenings. Sub-groups of the club reportedly use the track at other times that are available from the university's schedule.

Charnwood AC report a growth in membership over the last three years. However, they report that as demand is increasing, the availability of track time is becoming challenging. The club report that their fees for track/facility hire have increased by around 20–25% on a like-for-like basis during the last 12 months. This situation is reported to have limited some of the club's activity, such as hosting competitive events on specific weekends; additional training during the summer can only be carried out during the university's available session times.

The club enjoys a constructive relationship with the university to work through any issues that arise.

Security of use


Charnwood AC holds a lease for their clubhouse site. They have a commitment, backed by Charnwood Borough Council, for regular training slots.

These slots are at a commercial rate set by the university. However, the club feels that their use of the track and facilities does not always feel "secure" as it is increasingly hard to secure training and competition time. The club feels this is partly due to British Athletics appearing to have agreed an arrangement where they have first priority of use on the facility.

Cost of use

The track was resurfaced just after the Rio 2016 Olympics. This was a period of heavy use of the track for Charnwood AC and the additional cost of hiring has had a significant detrimental impact on Charnwood AC income. The Club receives a contribution from competitive league event organisers of circa £500 per weekend event day. However, the club cannot sustain events on this basis since the costs of track hire from the university significantly exceed this sum.

- 12.15 In addition to athletics club use of athletics tracks, there is also a demand for access to athletics field facilities, e.g. long jump, high jump, javelin, discus and shotputting areas. These facilities are available at the Paula Radcliffe Stadium Track (Loughborough University), on a limited-access basis. These field facilities are also provided at Ratcliffe College, but currently there does not appear to be club or community use of these facilities.



- 12.16 Schools require access to athletics facilities during the summer months for school-based athletics; some schools mark their own temporary grass facilities in their summer terms, others access more permanent facilities where possible. There is an annual need for access to athletics facilities for schools' competitions.
- 12.17 In addition to Charnwood Athletics Club, there are a number of other running/jogging clubs as follows:
- **Barrow Runners, Charnwood AC, Loughborough Students, Polar Running Club, Shepshed Running Club, Team Anstey Amblers and Runners, Wreake and Soar Valley Runners, Sibley Runners, Wreake Runners, Wymeswold Running Club.**
- 12.18 Facilities used by the above clubs are:
- **The Martin High School – Team Anstey;**
 - **Wreake Academy Grass Track – Wreake & Soar Valley; and**
 - **Loughborough University – Loughborough Students, Charnwood Athletics Club.**
- 12.19 Leicestershire Road Club, which is not based in the borough, identifies the need for an improved and affordable facility base, with an accessible car park that does not flood. Improved facilities are needed to grow the club and in particular attract new young runners.
- 12.20 Consultation undertaken in the summer of 2017 to inform the Charnwood Borough Council Open Space Strategy identified that 49% of survey respondents thought there was too little provision of running/walking routes in the borough.
- 12.21 This suggests that interest and participation in running/jogging/walking continues to grow and there is a need to ensure provision of both formal running facilities, and informal running/jogging/walking routes.

ATHLETICS SUMMARY

- 12.22 Charnwood Athletics Club has reported a phase of significant increase in membership and participation for its club, but that its activities are limited by the lack of availability of its principle facility at Loughborough University. Also, due to a recent renewal of the surface, users (including the athletics club) must now pay an increased amount for use of the facility. This additional cost is placing extra strain on the club's financial resources.


Table 12.4: Recommendations for athletics in Charnwood

ATHLETICS RECOMMENDATIONS

Recommendation A1: All facilities identified in the analysis should be protected as "Sports Facilities" in the Local Plan.

Justification: Protecting sports facilities is seen as essential to providing residents with the opportunity to exercise and participate in sport and physical activity. This protection enhances the ability of Sport England and Charnwood Borough Council to protect facilities from urban development where possible. It also helps to ensure that these sites are adequately and appropriately replaced should they be lost to regular use through development.

Recommendation A2: The provision of safe routes for running/jogging meeting Sport England Active by Design guidelines are incorporated within new housing developments to facilitate increased opportunity for informal physical activity.



ATHLETICS RECOMMENDATIONS

Justification: Increasing informal participation in running/jogging/walking; support for existing road running clubs.

Recommendation A3: In the short term, it is recommended that Charnwood Athletics Club, Loughborough University, British Athletics and any other key stakeholders establish a Paula Radcliffe Stadium Users' Group to be chaired by the university.

Justification: The issue of Charnwood Athletics Club having less or limited track time appears to be increasing over the last 3–5 years. Establishing a users' group will allow key stakeholders to air and discuss key concerns and pressures over the use of the facility, as well as allowing users to be made aware of any increased use by the university and expected future demand.


Recommendation A3a: Once established, it is recommended that this group should help to formulate an agreed timetable of use for the facility to ensure all voices are heard and pressures on track time are better understood by all parties.

Recommendation A3b: It is recommended that membership of the users' group should also guarantee a minimum of 3 years' secure use of the facility. This term should be written into the constitution of the group and agreed by all members. This security of tenure will allow users to commit to improved future planning and to seek alternative facilities to use should their demand outweigh their allotted track time.

Justification: The issue of Charnwood Athletics Club having less or limited track time appears to have increased over the last 3–5 years. Establishing a user group will allow key stakeholders to air and discuss concerns and pressures over the use of the facility, as well as allowing users to be made aware of any increased use by the university and expected future demand.

Recommendation A4: It is recommended that Charnwood Athletics Club explores the possibility of accessing Ratcliffe College's track for some sessions.

Justification: The Paula Radcliffe Stadium track is a highly sought-after facility, with many parties competing for time on it. This pressure shows little-to-no sign of abating in the near future. Ultimately, permission to use the track is provided by the university, and it is important that all hirers work constructively towards finding solutions addressing track pressure. As part of this effort, the users' group should investigate how and if it is possible to utilise alternative facilities in the area in order to release some pressure on the Paula Radcliffe track.



13 NETBALL

- 13.1 Netball in England is administered by England Netball, the national governing body for the sport.
- 13.2 The following section provides greater detail of the existing strategies that are currently being delivered by England Netball.
- 13.3 Following this, the supply and demand section of this report evaluates the adequacy of facilities for netball and considers:
- **The supply of facilities and demand for these;**
 - **The adequacy of facilities in Charnwood; and**
 - **Recommendations moving forward.**

STRATEGIC CONTEXT


- 13.4 England Netball has maintained the “10–1–1” mantra as the key element of their vision for the sport both internationally and domestically. This aspiration remains fundamental to the organisation’s strategic planning:

VISION, MISSION AND VALUES

- 13.5 The 10–1–1 policy refers to three key targets for the sport:
- 10** – Aspire to establish netball as a top 10 participation sport in England;
 - 1** – Aspire to establish netball as the first-choice team sport for women and girls; and
 - 1** – Aspire to achieve and maintain Number 1 World ranking status.

STRATEGIC GOALS

- 13.6 In achieving these three central aspirations, England Netball has established four strategic goals:
- **Grow Participation in netball by an average of 10,000 participants per year;**
 - **Deliver a first-class member and participant experience;**
 - **Establish the national team as number 1 in the world by winning the World Netball Championships; and**
 - **Lead an effective and progressive infrastructure enabling all involved in the netball experience to collaborate as one team aligned behind one dream.**



GUIDING PRINCIPLES


13.7 England Netball has identified nine guiding principles to help shape decision-making within the organisation:

- **We are a customer-focused sport business. We will always place the participant at the heart of everything we do and provide the best quality service we can, but we will balance that with the need to grow and manage a sustainable business;**
- **We will value and respect the contribution and needs of our volunteer workforce, who are integral to our success;**
- **We will centrally coordinate and locally deliver our portfolio of programmes and products, targeting resources at the point of need (one size does not fit all) by ensuring pathways are integrated and securing a return to our investment (financially or socially) creating capacity to reinvest in the business and deliver long-term sustainability;**
- **We will be innovative and progressive in our thinking, always connecting short-term actions to medium-term strategies and long-term goals, while striving to improve the quality and standard of what we do and how we do it;**
- **We will work as “one team aligned to one dream” for the benefit of netball in England and as such we will succeed or fail together;**
- **We will work in partnership and collaboration where there is a mutual benefit in terms of operational effectiveness and efficiency, value for money and added value for participants in netball;**
- **We will develop, enable and encourage programmes and activities that have a positive and beneficial impact on the lives of netball participants;**
- **We will establish integrated planning and process pathways that enable rather than constrain service excellence, making England Netball easy to do business with and add value to the participant; and**
- **We will recognise and celebrate individual and collective contributions and success.**

DELIVERY METHODS

13.8 In order to deliver the strategic goals of netball, England Netball has established multiple participation programmes. These programmes are detailed below:

- **Traditional 7-a-side:** The longstanding format of the game that most girls are introduced to at school. The game is played to a professional level as part of the Netball Superleague to regional amateur leagues around the country.
- **Back to Netball:** A key participation programme for netball, Back to Netball sessions are run nationally with the intention of reintroducing women back into the sport. England Netball report that over 60,000 women have taken part in these sessions since 2010.



- **Netball Now:** A turn-up-and-play session of netball with an emphasis on low organisation for the player, with no assigned teams or organised leagues. Netball Now is targeted at 16–21-year-olds and is seen as a partner to the Back to Netball programme.
- **High 5:** The entry game for netball targeted at children aged 9–11. The game can be mixed- or single-sex and is designed to get children playing the game in an active and enjoyable way.
- **I Heart Leagues:** Designed to provide a social and gentle introduction into match play. The leagues are designed for players who have participated in the Back to Netball program or Social Players looking for a weekly, light but competitive game.
- **Netball in the City:** An annual competition that targets corporate teams based around central venues in large cities. The closest league to Charnwood is in Nottingham.
- **Nets:** A fast, tactical variant of 7-a-side netball, Nets is a high-impact version of netball played exclusively indoors in high tensions cages. The closest Nets venue to Charnwood is Leicester Sports Centre.
- **Walking Netball:** A slower version of the 7-a-side game played only at walking pace. The programme is targeted at older demographics with a key focus on sociability and enjoyment.

NGB CONSULTATION

13.9 Table 13.1 details consultation undertaken with England Netball.

Table 13.1: Consultation summary England Netball

CONSULTATION: ENGLAND NETBALL

Charnwood, and specifically Loughborough, is a key area of delivery for netball in the East Midlands, with several regional leagues based at Loughborough Leisure Centre and across two venues at Loughborough University. In addition to this, one of the sport’s professional Vitality Netball Super League teams, Loughborough Lightning, is based in the borough and plays out of Loughborough University. Loughborough University is also the current base for England Netball’s administrative headquarters and World Class Performance Programmes.

In terms of outdoor netball, there is little community demand that is considered to be a part of the “netball family” (netball that falls under the umbrella of the programmes run by or affiliated to England Netball). However, the outdoor courts are vital for school netball. Outdoor courts are occasionally utilised for outdoor tournaments. These tournaments require facilities with a minimum of 6 courts to operate.

There is also an interest in multi-use sand-dressed artificial surfaces to enable grassroots and recreational netball in partnership with hockey and tennis. Such a facility could form an alternative offer to 3G surfaces, but would be subject to appropriate slip resistance levels being met.

OUTDOOR NETBALL - SUPPLY

13.10 Table 13.2 shows the outdoor provision of netball courts in Charnwood. It should be noted that none of these facilities are currently used by the community for netball.






Table 13.2: Outdoor netball facilities in Charnwood


SITE	OWNERSHIP	MANAGEMENT TYPE	COURTS	SURFACE	FLOODLIT	AVAILABLE TO COMMUNITY	OVERALL RATING	SUMMARY
CHARNWOOD COLLEGE	David Ross Education Trust (Academy)	Academy Trust	3	Macadam	–	Available	Good	3 standard condition netball courts. Limited community use currently but could host more.
DE LISLE COLLEGE	Blessed Cyprian Tansi Catholic Academy Trust	Academy Trust	4	Macadam	–	Unavailable	Poor	The playing surface is uneven and presents a dip in the middle of the cage. The surrounding fencing also needs refurbishment. There is no community use on the courts.
HUMPHREY PERKINS HIGH SCHOOL	Humphrey Perkins Academy Trust Ltd	Academy Trust	1	Macadam	1	Available	Standard	The site has one floodlit court marked out over three outdoor basketball courts. The tarmac area is much larger than the court so could potentially be used as a training venue rather than for formal play.
IVESHEAD HIGH SCHOOL	Leicestershire County Council	School (In-house)	2	Macadam	2	Available	Standard	The site has two floodlit courts. The courts are in a standard condition, with some lines fading and slight unevenness in the surface. The school responded that it would be open to community hire for netball if requested.



SITE	OWNERSHIP	MANAGEMENT TYPE	COURTS	SURFACE	FLOODLIT	AVAILABLE TO COMMUNITY	OVERALL RATING	SUMMARY
LIMEHURST ACADEMY	Limehurst Academy Trust	Academy Trust	2	Macadam	–	Unavailable	Standard	2 stand-alone courts. Not available to the community but is part of the school's netball competition.
LOUGHBOROUGH ENDOWED SCHOOL	Loughborough Endowed School	Private – School	6	Macadam	–	Unavailable	Good	6 good netball courts are in good condition, but the fencing may require improvement soon. These courts are overmarked by 8 tennis courts. The school's courts are not available for hire to the community.
RATCLIFFE COLLEGE (PRIVATE SCHOOL)	Ratcliffe College – Private	Private – School	4	Macadam	4	Unavailable	Good	Club use but competition is played at another league. The courts are in reasonable condition.
RAWLINS ACADEMY	Rawlins Academy Trust	Academy Trust	2	Macadam	–	Available	Poor	The courts present a very poor surface, lines and nets; the fencing, however, is good quality. The school don't use the courts for sport very much and they are reported to mostly be used as an overflow car park.
ROUNDHILL ACADEMY	Bradgate Education Partnership	Academy Trust	4	Macadam	–	Unavailable	Poor	Unable to use outside courts due to poor condition.



SITE	OWNERSHIP	MANAGEMENT TYPE	COURTS	SURFACE	FLOODLIT	AVAILABLE TO COMMUNITY	OVERALL RATING	SUMMARY
THE CEDARS ACADEMY	Lion Heart Academy Trust	Academy Trust	4	Macadam	–	Unavailable	Poor	The site is used to run a Back-to-Netball programme using indoor courts. The outside courts not considered to be of adequate quality of hired use. The Academy uses them for junior tournaments only.
THE MARTIN SCHOOL	Martin High School Academy Trust	Academy Trust	3	Macadam	–	Available	Standard	Clubs used to train indoors at this venue. Outdoor courts are not used regularly.
WELBECK COLLEGE	Ministry of Defense (MoD)	Private – Commercial	3	Macadam	–	Available	Good	Indoor courts used by performance squads. Outdoor courts are in good condition and used for schools' competition.
WOODBROOK VALE HIGH SCHOOL	Woodbrook Vale High School Academy Trust	Academy Trust	3	Macadam	–	Available	Poor	Outdoor courts have a poor playing surface for netball. The courts are available to the community, but currently unused, and would require floodlighting to be added to make them useable for mid-week play.



SITE	OWNERSHIP	MANAGEMENT TYPE	COURTS	SURFACE	FLOODLIT	AVAILABLE TO COMMUNITY	OVERALL RATING	SUMMARY
WREAKE VALLEY ACADEMY	Wreake Valley Academy Trust	Academy Trust	2	Macadam	–	Unavailable	Poor	Unable to use outside courts as they are not in adequate condition to be considered safe.

13.11 Table 13.2 shows there are 43 outdoor netball courts across 14 sites in the Borough. Seven of these courts are floodlit, across 3 sites. All of these facilities are on educational sites, either at academies or private school sites. Seventeen of these courts are available to the community for use across 7 sites.

13.12 Of the 47 outdoor courts, 19 (44%) are in poor condition. A further 8 (19%) are in standard condition.


OUTDOOR NETBALL - DEMAND

13.13 At present, there is no recorded community demand for outdoor netball court provision in the Borough with all current demand met by indoor facilities. During the consultation phase, no club expressed demand for use of outdoor facilities to supplement training or match demand.

13.14 All outdoor courts are located on sites related to education and the only recorded use of these facilities for netball is for PE and inter-school matches.

13.15 The only other outdoor demand identified for the study is from England Netball and the need for host venues for outdoor summer tournaments. These tournaments require a minimum of 6 courts, preferably of good quality. Loughborough Endowed School is the only site in the Borough that can meet these requirements.

13.16 The audit has also highlighted the poor quality of outdoor facilities in the Borough, with 44% of courts considered to be in poor condition. Ensuring these facilities are improved to an adequate condition is essential to their continued use for netball in PE lessons and for school fixtures.



13.17 England Netball has identified interest in developing multi-use sand dressed artificial surfaces alongside hockey and tennis to enable grass roots and recreational netball to be played outdoors at leisure centres and other community facilities. However, there is yet to be an agreement between England Netball and the other NGBs on the specification for a surface appropriate for all three sports. If such an agreement were to be made, then Soar Valley Leisure Centre could be a good location to trial this solution. This is because hockey clubs tend to also use other venues, meaning there is some available capacity of the existing outdoor all-weather surface, and there is a shortage of casual use tennis courts in the area.


INDOOR NETBALL - SUPPLY

13.18 The majority of Netball in the Borough is played indoors in Sports Halls and for this reason full analysis and recommendations for indoor Netball are contained within the Charnwood Indoor Built Sports Facility Strategy as part of Sports Hall analysis.

13.19 Table 13.3 below shows the facilities that are used for netball in Charnwood and the level of demand, in hours.

Table 13.3: Demand for netball in Charnwood (indoor)

SITE NAME	POST CODE	CAPACITY FOR NETBALL COURTS	USED BY	PURPOSE	WEEKLY DEMAND
CHARNWOOD COLLEGE	LE11 4SQ	2	Charnwood Sapphires	Training	1.5hrs
LOUGHBOROUGH LEISURE CENTRE	LE11 3HE	2	Loughborough Town District League Charnwood Rutland Netball Club Hinckley Hurricanes Moll Buzzers Nottingham City Netball Club (Leicester) Papura Phoenix Loughborough Scorpions Sence Valley Sutton Bonnington Netball Club The Dragons	Matches	6hrs
			Moll Buzzers	Training	1.5hrs
			Scorpions	Training	1.5hrs
			Bandits	Training	1.5hrs
			IVESHEAD SCHOOL	LE12 9DB	1
THE RADMOOR CENTRE	LE11 3BT	2	Scorpions	Training	1.5hrs
RAWLINS ACADEMY	LE12 8DY	1	Soar Valley Allsorts	Training	1.5hrs




SITE NAME	POST CODE	CAPACITY FOR NETBALL COURTS	USED BY	PURPOSE	WEEKLY DEMAND
LOUGHBOROUGH UNIVERSITY (NETBALL CENTRE)	LE11 3TU	2	East Midlands Regional League	Matches	15hrs
LOUGHBOROUGH UNIVERSITY (SIR DAVID WALLACE)		3			

13.20 Table 13.3 shows that there is a total of 31.5 hours of netball demand across the borough.

INDOOR NETBALL - DEMAND

13.21 All netball participation takes place in indoor facilities.

13.22 The response from netball clubs (indoor netball) is summarised in the Charnwood Built Facilities Strategy in the sports hall section. The responses underline the need for more access to indoor sports hall space for training and competition.



NETBALL SUMMARY

- 13.23 The section examines the supply and demand for outdoor netball facilities in Charnwood. At present, there is no recorded community demand for outdoor provision in the borough, with all current demand met by indoor facilities. During the consultation phase, no club expressed demand for use of outdoor facilities to supplement training or match demand.
- 13.24 All outdoor courts are located on sites related to education, and the only recorded use of these facilities for netball is for PE and inter-school matches. The only other outdoor demand identified for the study is from England Netball and the need for host venues for outdoor summer tournaments. These tournaments require a minimum of 6 courts, preferably of good quality. Loughborough Endowed School is the only site in the borough that can meet these requirements. This site is considered to be in good condition and therefore not in requirement of further enhancement.

Table 13.4: Recommendations for netball in Charnwood

NETBALL RECOMMENDATIONS

Recommendation N1: All facilities identified in the analysis should be protected as “Sports Facilities” in the Local Plan.

Justification: Protecting sports facilities is seen as essential to providing residents with the opportunity to exercise and participate in sport and physical activity. This protection enhances the ability of Sport England and Charnwood Borough Council to protect facilities from urban development where possible. It also helps to ensure that these sites are adequately and appropriately replaced should they be lost to regular use through development.


Recommendation N2: It is recommended that all courts at the following schools be upgraded to a minimum of standard quality: De Lisle College, Rawlins Academy, Roundhill Academy, The Cedars Academy, Woodbrook Vale High School, and Wreake Valley Academy. This includes bringing the quality of posts, fencing, lines and the surfaces to an appropriate level.

Justification: The surfaces at these venues are not of an appropriate quality to facilitate safe use for netball; to continue to grow participation and optimise use of existing facilities, the quality of the playing surfaces and equipment needs to reflect the guidelines set out by England Netball.

Recommendation N3: It is also recommended that England Netball ensure the facilities at the following sites are maintained to ensure the facilities remain at standard quality: Humphrey Perkins High School, Iveshead High School, Limehurst Academy, and The Martin School. Again, this pertains to ensuring the quality of posts, fencing, lines and the surfaces are of an appropriate level.


Justification: The audit has highlighted the poor quality of outdoor facilities in the Borough, with 44% of courts considered to be in poor condition across 6 sites. All outdoor netball facilities are located on education sites. The continued prevalence of netball in schools in England is considered vital to the continued success of English netball and its growth in participation over the last 5 years. Netball in PE is considered vital for two reasons: firstly, it gives girls who enjoy the sport an introduction to the game and the starting point to join a local community team, with the potential to progress along traditional netball participation pathways; secondly, the success of England Netball’s “Back to Netball” programme is based on the fact that netball is a sport many women played at school and therefore represents a familiar sport to pick up later in life, should they not pursue the traditional participation pathway of club or university netball. The failure to ensure schools have adequate, safe provision means that schools are either unlikely to continue playing the sport or girls will no longer enjoy playing due to the poor facilities. As a result, poor facilities threaten the two key participation pathways for netball in Charnwood.

Recommendation N4: It is recommended the England Netball continues to communicate with Charnwood Borough Council around the possibility of developing a multi-use hub site, for use alongside all other sports.



NETBALL RECOMMENDATIONS

Justification: This surface would enable grassroots and recreational netball to be played outdoors at leisure centres and other community facilities. If such a facility were to be developed, then Soar Valley Leisure Centre could be a good candidate to trial this solution, given its limited current use for hockey and shortage of casual-use tennis courts in the area. This would be dependent on greater security for hockey being realised in the area.




THE STRATEGY

This section brings together the comprehensive needs assessment undertaken for each of the sport facility types included within the brief, providing a set of strategic recommendations for the delivery of sports facility provision across Charnwood.

This section also includes scenario testing for high-profile agreed projects, such as the Sustainable Urban Extensions (SUEs), identifying the additional demand for sports facilities that will be experienced due to the increase in population. This is used to inform a future supply and demand analysis, based on the theoretical new supply provided in the SUEs.

To ensure this strategy can be used by a wide range of stakeholders, a site-specific action plan has also been included, with clear linkages to the overall recommendations for each sport.

Finally, this section includes a section explaining how to use the strategy and how to use relevant tools (Appendix B: New Playing Pitch Development Calculator) to plan for future playing pitch provision.




14 SUSTAINABLE URBAN EXTENSION ANALYSIS

INTRODUCTION

14.1 During the scope of this study (2018–2036) the majority of Charnwood’s population growth will occur as part of three “sustainable urban extensions” (SUEs). The three SUEs are expected to have a significant impact on both the supply and demand for sports facility provision in the area. Table 14.1 below provides details on the current size and status of each development.

Table 14.1: SUE profile

SUE DEVELOPMENT NAME	DEVELOPMENT SIZE (IN DWELLINGS)	AVERAGE HOUSEHOLD SIZE IN CHARNWOOD	ESTIMATED NUMBER OF NEW RESIDENTS GENERATED	SECTION 106 AGREEMENT STATUS	SECTION 106 – PLAYING PITCH SPACE TO BE ADDED	ADDITIONAL SPORTING FACILITIES TO BE ADDED
NE OF LEICESTER	4,500	2.39	10,755	Agreed and Signed	11.7 ha	<ul style="list-style-type: none"> • 29 hectares of informal and formal outdoor sports provision (of which minimum 11.7 ha of pitch provision) • 4 Tennis Courts • 4 Court Indoor Sports Hall
WEST OF LOUGHBOROUGH	3,000		7,170	Agreed	9 ha	<ul style="list-style-type: none"> • No fewer than 9 ha of playing pitches; • Plus 13.8 ha of land for informal sports and recreation • Off-road cycling facility east of Baileys Plantation, a parkour facility, outdoor fitness and trim trail, permanent marked orienteering course and a minimum of 2 multi-use games areas • Artificial grass pitch of no less than 106 metres x 70 metres, including tennis courts (4) • 3-court sports hall



SUE DEVELOPMENT NAME	DEVELOPMENT SIZE (IN DWELLINGS)	AVERAGE HOUSEHOLD SIZE IN CHARNWOOD	ESTIMATED NUMBER OF NEW RESIDENTS GENERATED	SECTION 106 AGREEMENT STATUS	SECTION 106 – PLAYING PITCH SPACE TO BE ADDED	ADDITIONAL SPORTING FACILITIES TO BE ADDED
BROADNOOK	1,650		3,944	Yet to be signed	4.32ha*	<ul style="list-style-type: none"> • 10.3 ha of formal and informal outdoor sports provision – 4.32 ha to be provided as pitches • 1-court multi-use sports/community hall

*Based on an estimate of 10.3 hectares of outdoor sports facilities, determined using Charnwood’s standards of provision for outdoor sports facilities per 1,000 population (2.6). Other SUEs have assigned on average 42% of the outdoor sports facilities space to formal sports pitches. This average was used to determine the amount of pitch provision Broadnook is assigned for formal sports pitches (4.3ha).

PLAYING PITCH SPACE

- 14.2 At the time of writing, the precise number of hectares of sports pitches the developer will provide as part of their Section 106 obligation in each SUE is at varying stages of discussion. Furthermore, detailed consent for how this space will be used to provide playing pitches is also yet to be determined.
- 14.3 To inform this process, this section calculates the expected level of demand generated by the new residents in each of the SUEs. Charnwood Borough Council’s Core Policy is to use local standards to determine the number of hectares allocated for playing pitch provision as part of each development. This section has used the Sport England’s Playing Pitch New Development Calculator (see Section 16 of this report) and the expected increase in population to calculate the expected number of pitches required, for each pitch typology of the core PPS sports (football, rugby, cricket and hockey), for each of the SUEs. The results of Playing Pitch New Development Calculator analysis can be seen in table 14.2 below.




Table 14.2: Sports pitch demand generated by SUEs

DEVELOPMENT NAME	NEW RESIDENTS GENERATED	PITCHES REQUIRED							TOTAL
		ADULT FOOTBALL	YOUTH FOOTBALL	MINI SOCCER	RUGBY UNION	RUGBY LEAGUE	HOCKEY	CRICKET	
EXAMPLE	1,000	0.22	0.24	0.12	0.09	0.01	0.02	0.21	0.91
NE OF LEICESTER	10,755	2.4	2.6	1.3	1	0.1	0.2	2.3	9.8
WEST OF LOUGHBOROUGH	7,170	1.6	1.7	0.9	0.6	0.1	0.1	1.5	6.5
BROADNOOK	3,944	0.87	0.95	0.47	0.35	0.04	0.08	0.83	3.59
TOTAL	21,869.0	4.9	5.2	2.7	2.0	0.2	0.4	4.6	19.9

14.4 Table 14.2 shows the amount of demand each SUE development will produce by pitch type. In order to use this demand to calculate levels of investment in each pitch typology, Table 14.3 below shows the recommended proportion of land that should be allocated to each pitch type. This is based on existing demand in the relevant sub-areas, as well as the increase in population in the specific SUEs.

Table 14.3: Percentage of demand by pitch type and SUE

DEVELOPMENT NAME	PROPORTION OF SPORTS PITCHES ALLOCATED							TOTAL
	ADULT FOOTBALL	YOUTH FOOTBALL	MINI SOCCER	RUGBY UNION	RUGBY LEAGUE	HOCKEY	CRICKET	
NE OF LEICESTER	24%	27%	13%	10%	0%	2%	23%	100%
WEST OF LOUGHBOROUGH	25%	26%	14%	9%	2%	2%	23%	100%
BROADNOOK	24%	26%	13%	10%	1%	2%	23%	100%

14.5 Utilising the percentages in Table 14.3, it is possible to define the amount of space, in hectares by pitch typology, which should be invested in at each SUE. Table 14.3 shows these figures, which are then used to calculate the proposed number of pitches.




Table 14.4: Hectares allocated by pitch type, by SUE

DEVELOPMENT NAME	HECTARES OF SPORTS PITCHES ALLOCATED							TOTAL (IN HECTARES)
	ADULT FOOTBALL	YOUTH FOOTBALL	MINI SOCCER	RUGBY UNION	RUGBY LEAGUE	HOCKEY	CRICKET	
NE OF LEICESTER	3.18	3.45	1.72	1.33	0.13	0.27	3.05	13
WEST OF LOUGHBOROUGH	2.22	2.35	1.25	0.83	0.14	0.14	2.08	9
BROADNOOK	1.04	1.13	0.57	0.43	0.05	0.09	0.99	4.3

14.6 Table 14.5 shows the number of hectares each pitch type could be allocated, according to the proportion of demand generated by the residents of each SUE. Using this figure, it is possible to determine how many pitches should be developed. In order to undertake this calculation, it is first necessary to understand the size of one pitch in hectares. The table below shows the size of each pitch type in hectares. The dimensions given include the recommended run-off (additional space around the pitch which acts as a buffer zone between pitches and provides a space for spectators to stand).

Table 14.5: Pitch type sizes in Hectares

PITCH TYPE	LENGTH	WIDTH	AREA (M2)	HECTARES (1HA = 10,000 M ²)
MINI 7 v 7 ³⁶	66	46	3,036	0.30
YOUTH 11 v 11 ³⁷	106	66	6,996	0.70
ADULT 11 v 11 ³⁸	116	76	8,816	0.88
CRICKET ³⁹	11	128	14,284	1.43
RUGBY LEAGUE ⁴⁰	128	74	9,472	0.95
HOCKEY ⁴¹	101	63	6,388	0.64
RUGBY UNION ⁴²	110	80	8,800	0.88

³⁶ The Football Association - The FA Guide to Pitch and goalpost dimensions (2012)

³⁷ *Ibid*


³⁸ *Ibid*

³⁹ Sport England - Comparative Sizes of Sports Pitches and Courts (2011)

⁴⁰ *Ibid*

⁴¹ *Ibid*

⁴² World Rugby Guide to the rules of Rugby (2017)



14.7 Using the figures above, it is possible to show how many pitches can fit into each allocated number of hectares per SUE. This is displayed in the table below.


Table 14.6: Number of whole pitches possible in allocated space, by SUE

	WHOLE PITCHES POSSIBLE IN HECTARE ALLOCATION							TOTAL (HECTARES)
	ADULT FOOTBALL	YOUTH 11 v 11	MINI 7 v 7	RUGBY UNION	RUGBY LEAGUE	HOCKEY	CRICKET	
HECTARES PER PITCH	0.88	0.7	0.3	0.88	0.95	0.64	1.43	–
NE OF LEICESTER	4.0	5.0	6.0	2.0	0.0	0.0	2.0	13.44
WEST OF LOUGHBOROUGH	3.0	3.0	4.0	1.0	0.0	0.0	1.0	8.25
BROADNOOK	1.0	2.0	2.0	0.0	0.0	0.0	1.0	4.31
TOTAL	8.0	10.0	12.0	3.0	0.0	0.0	4.0	26.0

14.8 Table 14.6 shows that by rounding the pitch types, 26 of the 26.3 hectares allocated for formal sports pitches can be utilised. The table also shows that following this model, there would be a small amount of overspill into the allocation for formal/informal outdoor sport on the NE of Leicester development. Further feasibility work and site-specific analysis is required to identify the layout of the site and whether this small overspill can be accommodated.

14.9 If followed, this approach to allocation of sports pitch hectarage would result in 26 new pitches being developed in the borough. This would include 8 adult 11 v 11 pitches, 10 youth 11 v 11 pitches, 12 mini soccer pitches, 3 rugby union pitches and 4 cricket pitches.

14.10 The next steps of this scenario test are to measure the impact of the SUEs on the supply of and demand for sports facilities in Charnwood.



SUPPLY

- 14.11 The addition of these new sports facilities will greatly increase the level of capacity of provision in the borough. Table 14.7 below shows the additional capacity the new pitches will provide. As these are new pitches, professionally laid and with a full maintenance programme, the quality of the new pitches is expected to be good. As a result, these pitches will have a high carrying capacity. Table 14.7 also details the amount of peak-time capacity each pitch will provide.

Table 14.7: Additional capacity provided by new pitches, by pitch type and SUE

CARRYING CAPACITY PER WEEK / PEAK-TIME CAPACITY PER PITCH	ADULT FOOTBALL		YOUTH FOOTBALL		MINI SOCCER		RUGBY UNION		CRICKET	
	CARRYING	PEAK	CARRYING	PEAK	CARRYING	PEAK	CARRYING	PEAK	CARRYING	PEAK
	3	1	4	1	6	2	3.25	1	60 (PER SEASON)	1
NE OF LEICESTER	12	4	16	4	12	4	6.5	2	180	3
WEST OF LOUGHBOROUGH	9	3	8	2	6	2	3.25	1	60	1
BROADNOOK	3	1	4	1	6	2	0	0	60	1
TOTAL	24	8	28	7	24	8	9.75	3	300	4

- 14.12 Modelling the amount of additional capacity by pitch type enables application of these to the existing balances for the borough and sub-areas. The North East of Leicester SUE development is considered to be split between the Soar Valley and Rural South East sub-areas. The Broadnook SUE development is considered to be in the Soar Valley sub-area. The West of Loughborough SUE is considered to be in the Shepshed–Hathern sub-area.
- 14.13 It is important to note that this is a scenario test and assumes that all pitches are built in line with the recommended ha allocation. It also assumes that all pitches are of good quality, which requires significant initial investment and regular high-quality maintenance. With this in mind, further feasibility work is required to understand the complete picture and the projected impact across the borough, once the number of pitches and associated maintenance regime has been agreed.





Table 14.8: Impact of SUE provision on carrying and peak-time capacity balances by sub-area and pitch type

SPORT	FOOTBALL (GRASS ONLY)						CRICKET (GRASS ONLY)			RUGBY UNION			RUGBY LEAGUE		HOCKEY
PITCH TYPE	ADULT 11 v 11		YOUTH 11 v 11		MINI 7 v 7		OVERALL	SNR	JNR	OVERALL	SNR	JNR/ LADIES	OVERALL	SNR	SAT
	CARRYING CAPACITY BALANCE	SPARE PEAK TIME SLOTS	CARRYING CAPACITY BALANCE	SPARE PEAK TIME SLOTS	CARRYING CAPACITY BALANCE	SPARE PEAK TIME SLOTS	CARRYING CAPACITY BALANCE	SPARE PEAK TIME SLOTS	SPARE PEAK TIME SLOTS	CARRYING CAPACITY BALANCE	SPARE PEAK TIME SLOTS	SPARE PEAK TIME SLOTS	CARRYING CAPACITY BALANCE	SPARE PEAK TIME SLOTS	SPARE PEAK TIME SLOTS
CURRENT SUPPLY AND DEMAND BALANCE BEFORE SUE PITCH CAPACITY IS ADDED															
SHEPSHED–HATHERN	5.5	0	-2	0	-0.5	13.5	-2	1	2	-4	0.5	1	0	0	0
SOAR VALLEY	30	0	1.5	16.5	45.5	66.5	124	5	17	0.75	3	1.5	0	0	8
RURAL SOUTH EAST	4	0	-3	0.5	3.5	4.5	-165	0	0	-1.5	0	0.5	0	0	0
SOAR VALLEY & RURAL SOUTH EAST	34	0	-1.5	17	49	71	-41	5	17	-0.75	3	2	0	0	0
CHARWOOD	63	4.5	-11	28	56.5	130.5	95	15	41	-14	4.5	4	0	0.5	13
CURRENT SUPPLY AND DEMAND BALANCE AFTER SUE PITCH CAPACITY IS ADDED															
SHEPSHED–HATHERN	14.5	3	6	2	5.5	15.5	58	2	7	-0.75	1.5	2	0	0	0
SOAR VALLEY & RURAL SOUTH EAST	49	5	18.5	22	67	77	199	9	37	5.75	5	4	0	0	0
CHARWOOD	87	12.5	17	35	80.5	138.5	395	20	66	-4.25	7.5	7	0	0.5	13



- 14.14 Table 14.8 shows the impact of the proposed level of pitch supply on the current capacity balances of sub-areas and on the borough as a whole. Table 14.8 shows how this new provision will add significant capacity to many pitch types and will enable all pitch types to operate with sufficient spare capacity, with the exception of rugby in the Shepshed–Hathern sub-area, which will remain over capacity but at a much-reduced level.
- 14.15 It should be noted that the new facilities are not to be provided immediately. Rather, they will be added alongside the completion of housing development. It is therefore important to understand the level of demand that could be generated with the SUEs and how this additional demand could impact the capacity balances in which the SUEs sit, as well as the impact on the borough as a whole.

FUTURE SUPPLY AND DEMAND BALANCE

- 14.16 Table 4.9 below shows the result of including the additional supply and demand (generated by new residents living in the SUEs) into the supply and demand balances. Table 4.9 illustrates the “before and after” picture. Analysis 1 shows the current balance per sub-area, without any of the proposed SUE development, while Analysis 2 includes the theoretical increase in pitch supply and compares this with the future projected demand for each sub-area.





Table 14.9: Future supply and demand balance, including SUEs

SPORT	FOOTBALL (GRASS ONLY)						CRICKET (GRASS ONLY)			RUGBY UNION			RUGBY LEAGUE		HOCC	
	PITCH TYPE	ADULT 11 v 11		YOUTH 11 v 11		MINI 7 v 7		OVERAL	SNR	JNR	OVERAL	SNR	JNR/ LADIES	OVERAL	SNR	SAT
		CARRYING CAPACITY BALANCE	SPARE PEAK TIME SLOTS	CARRYING CAPACITY BALANCE	SPARE PEAK TIME SLOTS	CARRYING CAPACITY BALANCE	SPARE PEAK TIME SLOTS	CARRYING CAPACITY BALANCE	SPARE PEAK TIME SLOTS	SPARE PEAK TIME SLOTS	CARRYING CAPACITY BALANCE	SPARE PEAK TIME SLOTS	SPARE PEAK TIME SLOTS	CARRYING CAPACITY BALANCE	SPARE PEAK TIME SLOTS	SPARE PEAK TIME SLOTS
CURRENT SUPPLY AND DEMAND BALANCE BEFORE SUE PITCH CAPACITY IS ADDED																
SHEPSHED—HATHERN	5.5	0	-2	0	-0.5	13.5	-2	1	2	-4	0.5	1	0	0	0	
SOAR VALLEY & RURAL SOUTH EAST	34	0	-1.5	17	49	71	-41	5	17	-0.75	3	2	0	0	0	
CHARNWOD	63	4.5	-11	28	56.5	130.5	95	15	41	-14	4.5	4	0	0.5	13	
CURRENT SUPPLY AND DEMAND BALANCE AFTER SUE PITCH DEMAND AND CAPACITY IS ADDED																
SHEPSHED—HATHERN	13	1.5	4.5	0.5	4.5	14.5	56.5	1	6.5	-1.25	1.5	1.5	0	0	0	
SOAR VALLEY & RURAL SOUTH EAST	45.5	1.5	15	18.5	65	75	195.5	7	35.5	4.25	4.5	3	0	0	-1	
CHARNWOD	82	7.5	12	30	77.5	135.5	390	15	66	-6.25	7.5	7	0	0.5	12	



- 14.17 Table 14.9 shows the projected impact that the new supply and demand driven by the SUEs is likely to have on the supply and demand balances in Shepshed–Hathern, and Soar Valley sub-areas and Charnwood as a whole.
- 14.18 Table 4.9 helps to illustrate how the standards and proportional allocation approach tested in this section would be successful in addressing much of the football capacity issues in the Shepshed–Hathern sub-area, if implemented fully. Although Soar Valley and Rural South East also has some issues with football capacity, these are less extensive and would be successfully addressed by the development of new pitches in the relevant SUEs. Finally, the approach will successfully address the shortfall in cricket provision for both areas. The only area that is not adequately addressed by the standards approach is rugby union.


SUE SCENARIO TESTING – CONCLUSIONS AND NEXT STEPS

- 14.19 The SUE scenario testing analysis provides a comprehensive supply and demand analysis for the three new areas of development. Using existing levels of demand, as well as an analysis of where new population growth is likely to be allocated, a recommended allocation of pitch typology has been provided for each SUE.
- 14.20 Furthermore, the recommended pitch allocation has then been factored into the future supply and demand analysis, to understand the potential impact on the overall future balance for each sub-area and the local authority as a whole.
- 14.21 In addition to this analysis, a number of clear recommendations have been developed, through an assessment of the future need and consultation with Charnwood Borough Council and relevant external stakeholders.

RECOMMENDATIONS

Table 14.10: Recommendations for SUEs in Charnwood


SUE RECOMMENDATIONS
<p>Recommendation SUE1: For any site that will have grass football pitch provision, a full range of mobile goals and appropriate storage solutions should be provided by the contractor (if specified) or the operator at the time of delivery.</p> <p><u>Justification:</u> This will further enhance the ability of playing pitch sites to be flexible in their configuration.</p>
<p>Recommendation SUE2: Engage with existing and well-established or new community clubs using the SUE pitches to enhance management arrangements for new site and pitch development.</p> <p><u>Justification:</u> Empowering community clubs to take on greater ownership of sites will help to foster a sense of community ownership of facilities, as well as encouraging volunteer engagement with the site. Where possible, clubs should be able to secure facilities (under certain terms and conditions) on a long-term basis (25 years minimum) for community use, and appropriate management and maintenance systems should be implemented to support the community’s enjoyment of these facilities.</p>
<p>Recommendation SUE3: The playing pitch development for each of the SUEs should be subject to further feasibility work for each of the SUEs, using the recommended pitch allocations provided in this section to carry out a detailed options appraisal. This options appraisal should refine the facility mix and allocation of pitch types on-site; operational management will be determined by the private landowners, as long as they comply with planning conditions and the Section 106 Agreement.</p> <p><u>Justification:</u> The PPS has utilised existing supply and demand data to calculate the projected level of demand for each SUE, as well as the recommended pitch provision for each area. Further analysis is required in order to refine this approach and ensure that residents are provided with high quality, sustainable sports and physical facilities.</p>



SUE RECOMMENDATIONS

Recommendation SUE4: Utilise the opportunity of the SUE development to invest in sites through a multi-sport hub delivery model, utilising a single high-quality ancillary facility and a variety of high-quality pitch/outdoor sport facilities that can be utilised by multiple sports and residents, enhancing the sustainability and throughput at the site (for each development). Given the scale of the NE Leicester and West of Loughborough developments, these SUEs should be seen as an especially key opportunity for the delivery of a multi-sport hub. It is recommended that further feasibility and options appraisal work should be undertaken to identify the optimal facility mix to meet the needs of the local community (this should be undertaken alongside the work recommended in SUE3).

Justification: The multi-sport hub model is a proven delivery model for creating high-quality and sustainable sports and physical activity facilities. By co-locating facilities for different sports, this brings participants together and increases footfall through ancillary facilities such as bars or cafes, which can then be re-invested into grassroots sport. Furthermore, a multi-sport hub model is typically based on the provision of 3G AGP facilities, which can be used for a number of different sports, such as football, rugby union, rugby league, American football and many others. By reducing the reliability on grass-pitch maintenance, this reduces maintenance expenditure and improves the sustainability and quality of pitch provision.



15 RECOMMENDATIONS AND ACTION PLAN

- 15.1 Through a detailed supply and demand analysis of the sports included in the scope of the strategy, as well as stakeholder consultations across the borough, an action plan has been developed, which will guide the steering group in their delivery of sports provision and facility decisions into the future.
- 15.2 In addition to the detailed action plan, which is provided in the following section, a number of overarching recommendations have been provided, which should guide the future direction of sports facility provision across Charnwood.
- 15.3 These actions and recommendations seek to address the key issues that have been identified through the development of this study. As the overall objective of the strategy is to ensure that residents have the appropriate quality, quantity and accessibility of sports facilities, many of these issues relate to the capacity of facilities to meet the need of Charnwood's current and future population.
- 15.4 Through the site-by-site assessments and the catchment area analysis undertaken for each individual pitch typology, a number of sites and geographical areas have been identified, where additional capacity is required in order to meet the needs of residents.
- 15.5 This section brings together the complete evidence base and analysis that has been developed as part of the PPS and provides a clear strategy for the future delivery of sports provision in Charnwood.

SPORT-SPECIFIC RECOMMENDATIONS

- 15.6 In order to provide Charnwood Borough Council and the PPS steering group with strategic direction moving forward, a number of general recommendations are provided for each sport facility type, in addition to those for the SUEs. These general recommendations sit "above" the site-specific action plan and should be considered across all investment and development work undertaken by the steering group.
- 15.7 Recommendations vary from policy-specific recommendations for future planning to general sports development recommendations, relevant to issues such as site maintenance.
- 15.8 The table overleaf details each of the sport-specific recommendations (dealing with NGB requirements/guidance, playing surfaces, etc.). The recommendations are also referenced in the action plan below to show how the site-specific actions link to the sport specific recommendations.
- 15.9 It should be noted that the justification for each of these recommendations is included in the sport-specific chapters.






Table 15.1: Charnwood sport-specific recommendations


RECOMMENDATION REFERENCE	RECOMMENDATION
GENERIC	
GR1	Charnwood Borough Council works with all relevant governing bodies (national, regional) to ensure that all playing pitch and outdoor sports facilities in Charnwood are of adequate quality to meet the needs of their users, with special attention paid to ensuring all facilities provide a safe venue to be enjoyed by its participants.
GR2	As identified in the 2018 Charnwood Indoor Built Sports Facility Strategy, all opportunities to open up existing and new education sites for community use of sports facilities should be explored.
GR3	Charnwood Borough Council seek to ensure that any new educational sites involving new or enhanced sports facility has a Community Use Agreement (CUA) as part of the planning consent, in order to secure pay and play opportunities for clubs and groups.
GR4	<p>The opportunity to further develop multi-sport hub sites across the borough is explored; this should focus on the enhancement of sites where there is currently provision for a minimum of two pitch/outdoor sports to optimise the capacity of existing facilities, allow for sharing of e.g. changing, parking etc.. Multi-sport hubs provide the opportunity for co-location of a number of different but complementary sports, and can offer increased participation opportunities, particularly for young people who are able to “try out” a number of sports on one site.</p> <p>The recreation sites proposed for the SUEs (all three) have significant potential for development as multi-sport hubs comprising a range of pitch sports, tennis (West of Loughborough and North East of Leicester SUEs), indoor facilities and BMX (West of Loughborough SUE).</p> <p>The principle should, however, be one of partnership (with education, parish councils, NGBs, and local clubs) to promote existing sites where multiple sports are played, and invest as identified in the sport-by-sport priorities. Ancillary provision should also be provided to a good standard at each multi-sport hub, and should, wherever possible, be shared. Management of multi-sport hubs needs to consider how best to address issues of overlapping seasons (e.g. cricket and football), competitive fixtures, and demand for training.</p> <p>Charnwood Borough Council should focus on the development of the sites that they own and those owned by parish councils as priorities for the designation and/or development of multi-sport hubs</p> <p>Development of multi-sport hub sites, including the three SUEs, will also help to address the identified future need for playing pitches and outdoor sports facilities in the borough, and specifically respond to the increased demand generated as a result of new housing development.</p>




RECOMMENDATION REFERENCE	RECOMMENDATION
GR5	Investment in specific ancillary facilities identified on a sport-by-sport or site-by-site basis (see sport-specific recommendations and sport-by-sport summaries) should be reviewed on proposed multi-sport hub sites, and adjusted where it is possible to make economies of scale over shared provision e.g. changing accommodation, parking provision etc. This will make the most effective use of available resources and facilitate increased use of sites across a range of sports.
GR6	<p>The allocated areas for sport in the three SUEs (NE Leicester, West of Loughborough and Broadnook) should be developed to provide additional sports facilities to meet identified future need in the borough. The priority sport needs to be met are:</p> <ul style="list-style-type: none"> • Grass pitches – football, rugby union • Non-turf cricket wickets • Artificial Grass Pitches (AGPs) • Outdoor floodlit tennis and netball courts
GR7	Soar Valley Leisure Centre should be developed as a multi-sport hub providing indoor (as at present) and outdoor facilities, i.e. a new pitch surface to specifically provide for hockey, tennis and netball.
FOOTBALL	
F1	All facilities identified in the site-by-site analysis (Appendix C: Site-by-Site Analysis Football) should be protected as “Playing Fields” in the Local Plan, unless otherwise stated.
F2	Sites that currently have facilities rated as “Poor”-quality and therefore should be upgraded (the specific recommendations for each site are included in Appendix C: Facilities Site-By-Site Analysis Football as well as Table 15.2 of the main report).
F3	It is recommended that the Leicestershire and Rutland Football Association (LRFA) and the Football Foundation (FF) support clubs in having access to appropriately sized, portable goals on their home grounds, and that these can be securely stored to prevent damage from antisocial behaviour. Upgrading sites to better tackle antisocial behaviour may require additional planning permission in order to provide adequate secure storage. This measure will also increase flexibility within the pitch stock and allowing adjustment to fluctuating demand across pitch types.




RECOMMENDATION REFERENCE	RECOMMENDATION
	Recommendations for sites requiring investment in mobile goal posts are set out in the specific recommendations for each site (included in Appendix C: Facilities Site-By-Site Analysis Football as well as Table 15.2 of the main report).
F4	It is recommended that the LRFA engages with clubs identified as playing on home grounds where there is no further capacity at peak time to make them aware of alternative sites that are available for use in their neighbourhood to increase access to available pitches at peak time. This is especially pertinent to demand for Adult 11 v 11 pitches; clubs need to be better informed as to alternative pitch availability and capacity so that they can remain in the borough to play peak-time matches.
F5	<p>Where sites have been identified as suffering from a lack of pitch capacity and/or poor quality, drainage or a lack of maintenance, the LRFA should work with site managers to ensure sufficient maintenance procedures are being undertaken.</p> <p>The LRFA should also work to ensure these procedures are being delivered by people with sufficient knowledge to produce an adequate playing surface. It is further recommended that the LRFA works with site managers to identify potential ways of financing enhanced pitch maintenance procedures, where appropriate. This activity should be focused on sites that attract the most demand for football.</p> <p>Unless otherwise stated, the primary intervention is recommended to be an improvement to the pitches' maintenance regime.</p>
F6	It is recommended that the LRFA works with clubs and site managers to improve the quality of ancillary provision in the borough. This is especially pertinent to working with Charnwood Borough Council and the town/parish councils, depending on the ownership of a specific pitch, where the quality of the ancillary facilities is consistently regarded as being in a poor condition, often due to antisocial behaviour on site.
F7	Increasing peak-time capacity for Adult 11 v 11 pitches in the Loughborough and Soar Valley sub-areas is crucial to ensure projected new teams have the option of playing at peak times at a venue close to their desired home ground (should this not be available). It is therefore recommended that the LRFA works with clubs and available, but under-used, sites to ensure clubs are aware of the alternative venues available within their sub-area (see also Recommendation F4).
F8	It is recommended that the LRFA and FF work to identify a site for a minimum of 2 additional full-sized floodlit 3G AGP in the area and ensure existing 3G AGPs are of appropriate quality.




RECOMMENDATION REFERENCE	RECOMMENDATION												
	<p>The potential existing sites identified include:</p> <table border="1" data-bbox="353 499 2105 687"> <thead> <tr> <th data-bbox="353 499 940 547">SITE</th> <th data-bbox="940 499 1520 547">SUB-AREA</th> <th data-bbox="1520 499 2105 547">AVAILABLE FOR SECURED COMMUNITY USE</th> </tr> </thead> <tbody> <tr> <td data-bbox="353 547 940 595">THE CEDARS ACADEMY</td> <td data-bbox="940 547 1520 595">Soar Valley</td> <td data-bbox="1520 547 2105 595">N</td> </tr> <tr> <td data-bbox="353 595 940 643">HUMPHREY PERKINS HIGH SCHOOL</td> <td data-bbox="940 595 1520 643">Soar Valley</td> <td data-bbox="1520 595 2105 643">N</td> </tr> <tr> <td data-bbox="353 643 940 687">LOUGHBOROUGH DYNAMO FC</td> <td data-bbox="940 643 1520 687">Loughborough</td> <td data-bbox="1520 643 2105 687">Y</td> </tr> </tbody> </table>	SITE	SUB-AREA	AVAILABLE FOR SECURED COMMUNITY USE	THE CEDARS ACADEMY	Soar Valley	N	HUMPHREY PERKINS HIGH SCHOOL	Soar Valley	N	LOUGHBOROUGH DYNAMO FC	Loughborough	Y
SITE	SUB-AREA	AVAILABLE FOR SECURED COMMUNITY USE											
THE CEDARS ACADEMY	Soar Valley	N											
HUMPHREY PERKINS HIGH SCHOOL	Soar Valley	N											
LOUGHBOROUGH DYNAMO FC	Loughborough	Y											
CRICKET													
C1	All facilities identified in the site-by-site analysis (Appendix E: Site-by-Site Analysis Cricket) should be protected as “Playing Fields” in the Local Plan, unless otherwise stated.												
C2	Sites identified as being of poor quality should be prioritised for investment to improve playing pitch provision.												
C3	The England and Wales Cricket Board (ECB) and Leicestershire County Cricket Club (LCCC) should work with the clubs to install non-turf pitches (NTPs) when junior demand becomes too great to be met by grass wickets alone.												
C4	The ECB and LCCC should work with the clubs to help finance the installation of fixed practice nets where clubs require them. Sites with developed or developing junior sections should be considered the priority for this provision.												
C5	<p>Where appropriate, the ECB and LCCC should also work with clubs to encourage establishment of a group of qualified volunteers for each ground to undertake pitch preparation and maintenance. They should also help to ensure that these volunteers have access to the latest knowledge and best practice regarding pitch maintenance and preparation techniques.</p> <p>Furthermore, the ECB and LCCC should ensure that each club is adequately equipped with appropriate maintenance equipment to produce a good quality surface.</p>												




RECOMMENDATION REFERENCE	RECOMMENDATION
C6	<p>Charnwood Borough Council, the ECB and the LCCC should work with clubs to discourage antisocial behaviour on sites. Required measures are likely to be specific to each site but this may include better fencing and barriers as well as CCTV, where appropriate.</p> <p>Park Road Sports Ground has been identified as requiring measures to reduce anti-social behaviour. However, all partners should seek to work with clubs if and when such issues develop.</p>
C7	<p>The ECB and the LCCC should continue to work with clubs to improve ancillary facilities including pavilions, fencing, car parking or other non-playing facility elements. This may include support and involvement from Charnwood Borough Council where planning permission to extend or rebuild pavilions is required.</p>
C8	<p>Charnwood Borough Council should continue to accommodate imported demand from Leicester on local authority-managed facilities. However, it should work with the ECB and LCCC and City of Leicester Council to migrate this demand back to Leicester.</p>
RUGBY UNION	
RU1	<p>All facilities identified in the site-by-site analysis (Appendix F: Rugby Site-by-Site Analysis) should be protected as “Playing Fields” in the Local Plan, unless otherwise stated.</p>
RU2	<p>The maintenance regime across all club rugby pitches, should be increased to standard (M1) levels of maintenance as a minimum and where this is inadequate, install artificial drainage to maximise the capacity of the pitch.</p>
RU3	<p>The adult 11 v 11 football pitch at Cossington Recreation Ground (Sibley Vikings RFC) should be converted to a rugby union pitch.</p>
RU4	<p>The condition of clubhouses and ancillary facilities should be improved to enable all clubs to adequately provide facilities for participants and spectators.</p>




RECOMMENDATION REFERENCE	RECOMMENDATION
RU5	<p>The level of floodlighting should be increased at Cossington Recreation Ground, and Syston RFC to increase mid-week training capacity. In addition, further floodlighting should be added to a second pitch at Loughborough RFC to accommodate further training. This should be undertaken in conjunction with upgrading the existing floodlighting to ensure it is of adequate quality to meet the clubs' playing and training requirements.</p> <p>Improve floodlighting provision at Cossington Recreation Ground and Syston RFC to increase mid-week training capacity.</p>
HOCKEY	
H1	<p>All facilities identified in the site-by-site analysis (Appendix D: Hockey Site-by-Site Analysis) should be protected as "Playing Fields" in the Local Plan, unless otherwise stated.</p>
H2	<p>The pitch surface at Soar Valley Leisure Centre is rated as standard quality but is 14 years old. Most hockey pitches normally have a lifespan of 10–12 years depending on their level of use and maintenance. The age and condition of the facility indicates that refurbishing the pitch surface in the near future is both necessary and timely.</p> <p>Furthermore, an improvement to this facility should encourage further use of the facility and therefore, lower dependency on unsecured sites to provide facilities of adequate quality for community hockey.</p> <p>It is therefore recommended that this pitch is resurfaced in the near future. Consideration should be given to the new carpet type facilitating use by hockey, netball and tennis, to provide a multi-sport hub.</p> <p>Providing a multi-sport surface at this venue could also help to address training and playing needs for other sports such as netball and tennis and could create a multi-sport hub used by a number of clubs and teams.</p>
H3	<p>It is recommended that secured community use of Soar Valley Leisure Centre be retained as a priority and that a future pitch at Loughborough Endowed School should provide secured community access for England Hockey affiliated Clubs (with controlled booking fees).</p>
H4	<p>It is recommended that England Hockey and Loughborough Town Hockey Club liaise with Loughborough University to secure access to available pitches.</p>




RECOMMENDATION REFERENCE	RECOMMENDATION
RUGBY LEAGUE	
RL1	Loughborough RFC should be protected as “Playing Fields” in the Local Plan, unless otherwise stated.
RL2	It is recommended that should rugby league demand increase, then another of the existing 2 rugby union pitches should be periodically utilised as rugby league pitches (by altering the line markings), thereby keeping all demand centralised at a single hub site.
RL3	It is recommended the RFL and Charnwood Borough Council work with the club to identify a suitable site for a dedicated pitch if/when the rugby league part of Loughborough Rugby Club feels they need to move to a dedicated facility. A possible site is the Derby Road Sports Ground, where there is significant spare capacity for football. The site neighbours Loughborough RFC and therefore would cause the club minimal disruption if this option were pursued. Such a scenario would require careful examination of supply and demand balances of other sports at the time.
TENNIS	
T1	All facilities identified in the analysis should be protected as “Sports Facilities” in the Local Plan.
T2	As part of the SUE developments it is recommended Charnwood Borough Council requires the developer to install all 8 courts as community accessible floodlit courts.
T3	It is recommended that the LTA and Charnwood Borough Council work together to provide 6 floodlit courts at Park Road.
T4	It is recommended that the LTA continues to work with Clubs to increase capacity. In particular, they should look to find ways of increasing capacity at clubs thought to be operating close to, at or over capacity: Beacon Tennis Club, Burton-on-the-Wolds Tennis Club, Newtown Linford Tennis Club, and Rothley Tennis Club to enable clubs to continue to grow and develop.
T5	Consideration should be given to the LTA working with Anstey PC to improve the quality of the courts at Anstey Recreation Ground.




RECOMMENDATION REFERENCE	RECOMMENDATION
T6	<p>A tennis useable surface should be installed at Soar Valley Leisure Centre to provide additional access to outdoor tennis courts to meet future demand.</p> <p>Given there is now a pitch surface available suitable for hockey, tennis and netball, developed and supported by the three relevant NGBs, it is possible for this site to be prioritised for hockey use whilst also providing capacity for tennis and netball.</p>
T7	<p>No additional indoor tennis courts are needed, but community access, via clubs, should be protected at the existing indoor facilities.</p> <p>Justification: There are existing indoor tennis courts in the Borough providing for club access; no additional demand has been identified.</p>
GOLF	
G1	<p>All facilities identified in the analysis should be protected as "Sports Facilities" in the Local Plan except Shelthorpe Golf Course, for the reasons outlined in Recommendation G6.</p>
G2	<p>England Golf and Charnwood Borough Council should work towards increasing access to pay and play golf facilities and ensuring that there is equitable access for all.</p>
G3	<p>It is recommended that there should be a presumption in favour of retaining all standard golf courses*. Any planning application should include a comprehensive assessment of the impact of the proposals on the provision and use of golf facilities in the Borough, and how the proposals would align with the findings of this Strategy, as well as national and local policy and guidance.</p> <p>* As the closure of Park Hill Golf Club came forward while this Strategy was being prepared, and redevelopment proposals have since come forward for consideration by Charnwood Borough Council it would not be appropriate to set out recommendations for this particular course which will be considered on its own planning merits. However, the recommendation should apply to all future proposals.</p>
G4	<p>It is recommended that England Golf should support Rothley Park Golf Course should they express a desire to add a driving range to the site.</p>
G5	<p>It is recommended a full feasibility study and options appraisal is undertaken into any golf facility which may be facing closure, to ascertain whether it is necessary to retain or replace this facility.</p>




RECOMMENDATION REFERENCE	RECOMMENDATION
G6	Charnwood Borough Council reviews the findings of the 2018 PPS in the context of the 2017 Open Space Assessment and considers the options for the future of the Shelthorpe Golf Course Site.
BOWLS	
B1	All facilities identified in the analysis should be protected as “Sports Facilities” in the Local Plan.
B2	<p>Bowls facilities that are rated as “Poor” and therefore should be prioritised for improvement include:</p> <ul style="list-style-type: none">• Loughborough Queens Park Bowls Club• Quorn Mills Park Bowling Club• Sileby Bowls Club• Elizabeth Park Sports Centre (Thurmaston Bowls Club)
B3	Continue to support the work of volunteers and, where appropriate, help members to have control over the management of their own facility. Charnwood Borough Council, Bowls England and Sport England should continue to support projects that will help the clubs attract more players and grow the game further in the borough.
B4	Bowls England should continue to work with the Thurmaston Bowls Club and Thurmaston Parish Council to support the club to improve its green-and-grow membership.
B5	<p>Bowls England should work with Loughborough Queens Park Bowls Club and Charnwood Borough Council to identify if current maintenance work at Queens Park is adequate for producing a green of the appropriate quality and if not, what other maintenance procedures they should be following.</p> <p>It is further recommended that the issue of the water timing system raised by Loughborough Queens Park Bowls Club be addressed to support an improved maintenance schedule.</p>




RECOMMENDATION REFERENCE	RECOMMENDATION
B6	Bowls England and Charnwood Borough Council should look to prioritise investment in the provision of good quality, accessible DDA facilities (including the proposed addition at School Lane Fields).
B7	Bowls England should work with local clubs to ensure that adequate parking is available as close as possible to the greens and clubhouse to minimise walking distances for older people who may also be carrying relatively heavy bowling balls and equipment. In considering this, the Central Park facility should be a priority.
CYCLING	
CY1	All facilities identified in the analysis should be protected as “Sports Facilities” in the Local Plan.
CY2	The provision of safe routes for off-road cycling meeting Sport England Active by Design guidelines are incorporated within new housing developments to facilitate increased opportunity for informal physical activity.
CY3	It is recommended that the Shepshed BMX track be maintained to a level that it is suitable for hosting a meeting of the upcoming cycle track league.
CY4	It is recommended that DDA-compliant WC facilities are added to the Shepshed site to help attract events and encourage greater use of the track.
CY5	It is recommended that British Cycling works with Barrow-upon-Soar Parish Council and Syston Town Council to improve the condition of their tracks and make them fit for use as beginner/learner tracks.
CY6	It is recommended that Charnwood Borough Council open dialogue with British Cycling with regards to a potential outdoor velodrome (as raised during consultation for this study).
CY7	The development of a new BMX facility in the borough as part of the West of Loughborough SUE is progressed.



RECOMMENDATION REFERENCE	RECOMMENDATION
ATHLETICS	
A1	All facilities identified in the analysis should be protected as “Sports Facilities” in the Local Plan.
A2	The provision of safe routes for running/jogging meeting Sport England Active by Design guidelines are incorporated within new housing developments to facilitate increased opportunity for informal physical activity.
A3	In the short term, it is recommended that Charnwood Athletics Club, Loughborough University, British Athletics and any other key stakeholders should establish a Paula Radcliffe Stadium Users’ Group to be chaired by the university.
A3A	Recommendation A3a: Once established, it is recommended that this group should help to formulate an agreed timetable of use for the facility to ensure all voices are heard and pressures on track time are better understood by all parties.
A3B	Recommendation A3b: It is recommended that membership of the users’ group should also guarantee a minimum of 3 years’ security of use of the facility. This term should be written into the constitution of the group and agreed by all members. This security of tenure will allow users to commit to improved future planning and to seek alternative facilities to use should their demand outweigh the allocation given to them.
A4	Charnwood Athletics Club should explore the possibility of accessing Ratcliffe College’s track for some sessions.
NETBALL	
N1	All facilities identified in the analysis should be protected as “Sports Facilities” in the Local Plan.
N2	<p>It is recommended that all courts at the following schools be upgraded to a minimum of standard quality: De Lisle College, Rawlins Academy, Roundhill Academy, The Cedars Academy, Woodbrook Vale High School, and Wreake Valley Academy. This includes bringing the quality of posts, fencing, lines and the surfaces to an appropriate level.</p> <p>It is recommended that England Netball ensure that all facilities are maintained to a minimum of standard quality.</p>



RECOMMENDATION REFERENCE	RECOMMENDATION
N3	It is recommended that England Netball ensure that the facilities at the following sites are maintained to ensure the facilities remain at standard quality: Humphrey Perkins High School, Iveshead High School, Limehurst Academy, and The Martin School. Again, this pertains to ensuring the quality of posts, fencing, lines and the surfaces are of an appropriate level.
N4	It is recommended the England Netball continues to communicate with Charnwood Borough Council around the possibility of developing a multi-use hub site, for use alongside all other sports.
SUSTAINABLE URBAN EXTENSIONS	
SUE1	For any site that will have grass football pitch provision, a full range of mobile goals and appropriate storage solutions should be provided by the contractor (if specified) or the operator at the time of delivery.
SUE2	Engage with existing and well-established or new community clubs using the SUE pitches to enhance management arrangements for new site and pitch development.
SUE3	The playing pitch development for each of the SUEs should be subject to further feasibility work for each of the SUEs, using the recommended pitch allocations provided in this section to carry out a detailed options appraisal. This options appraisal should refine the facility mix and allocation of pitch types on-site; operational management will be determined by the private landowners, as long as they comply with planning conditions and the Section 106 Agreement.
SUE4	Utilise the opportunity of the SUE development to invest in sites through a multi-sport hub delivery model, utilising a single high-quality ancillary facility and a variety of high-quality pitch/outdoor sport facilities that can be utilised by multiple sports and residents, enhancing the sustainability and throughput at the site (for each development). Given the scale of the NE Leicester and West of Loughborough developments, these SUEs should be seen as a key opportunity for the delivery of multi-sport hubs, and the addressing of identified future playing pitch and outdoor sport needs, including AGPs. It is recommended that further feasibility and options appraisal work should be undertaken to identify the optimal facility mix to meet the needs of the local community (this should be undertaken alongside the work recommended in SUE3).



IMPLEMENTING THE ACTION PLAN

- 15.10 To facilitate the development of sport and physical activity across Charnwood, it is recommended that the Steering Group, set up as part of the Playing Pitch Strategy project, continues to work together to deliver the recommendations defined as part of this strategy.
- 15.11 Through a detailed supply and demand analysis of the eleven sports included in the scope of the strategy, as well as stakeholder consultations across the study area, an action plan has been created, which will guide the steering group in their delivery of sports provision and facility decisions over the next ten years.
- 15.12 This section provides a detailed action plan, broken down by site with clear owners, timescales and expected resources. These are the priority actions/investments identified from the analysis of the eleven sports, current and future demand, and quantitative and qualitative analysis. This is shown in Table 15.2.
- 15.13 Table 15.2 identifies potential sources of funding. It should be noted that funding for the actions below could come from one, or a combination, of funding sources shown. This is not an exhaustive list and could be extended to other sources, depending on availability such as developer contributions and community grant schemes.
- 15.14 The Action Plan does not identify all those clubs that may be partners or provide resources in relation to its delivery. It is assumed that where clubs have a long-standing interest in a specific site that they will be a partner in delivering the actions and contribute financially or in-kind where appropriate.
- 15.15 The Action Plan identifies a role for particular organisations to assist with project development, but this does not necessarily imply a financial obligation to the project. Alternative resources that could be allocated to a project include time and expertise. Whilst Charnwood Borough Council has an interest in all those projects delivered within the local authority, support and contribution towards them will depend on policy and availability of resources.
- 15.16 Table 15.2 contains the full Action Plan for the Charnwood Borough Council PPS. The actions are split by site and referenced by sport to provide specific direction on how facilities should be improved and invested in. It should be noted that not all sites have actions allocated to them, as it is unrealistic to expect funding partners to contribute to improvements at all facilities across the borough.

NOTES ON ACTION PLAN

Sub-area: Geographical areas within which each site is located


Issue/opportunity: The issue or opportunity that can be addressed

Resources: Key resource implications (time and funding); support, including possible funding, is referenced in relation to each individual National Governing Body (NGB) e.g. LTA/FA etc.

Timescale: Short: 0–2 yrs. Medium: 2–5 yrs. Long: 5–10 yrs, depending on the urgency of the action.

Priority: Low, Medium and High, depending on overall impact for sports participation, and what has been identified in the individual PPS and Non-PPS assessments, by sport

Strategic Link(s): This references the recommendations from Table 15.1 (above)



OVERALL COST:

- All costs are estimated, based on 4global desktop research and consultation with industry experts. These are not based on firm pricing or quotes from reputable contractors, unless stated otherwise.
- All actions and investment from third parties will be subject to future agreement by the relevant funding partner. In most cases, the funding and investment agreement will require further assessment and detailed cost analysis.
- All maintenance costs represent the full cost for maintaining the pitches. They do not, therefore, reflect any maintenance that is currently being undertaken at the site and the existing costs incurred for these services. The cost for additional maintenance would be reflected in an increase to the current maintenance cost, as opposed to being the full price stated as part of this action plan.
- Where prices are stated for IOG pitch assessment, figures are based on two days @ £750 per day. If multiple sites are to be included within the same audit, there is an opportunity to assess four sites per day, with a minimal increase in the cost for writing up the assessments.
- In addition to the sources identified in the bibliography below, life cycle costings are also available at the following link: <https://www.sportengland.org/media/11748/facility-costs-2q17.pdf>

ABBREVIATIONS

15.17 Table 15.1 refers to several organisations throughout. The organisation to which each abbreviation refers is detailed below:

Charnwood Borough Council – Charnwood Borough Council

CC – Cricket Club

ECB – England and Wales Cricket Board

FA – Football Association

FC – Football Club

FF – Football Foundation

IOG – Institute of Groundsmanship

LCCC – Leicestershire County Cricket Club

LRFA – Leicestershire Football Association

PC – Parish Council

RFC – Rugby Football Club

TC – Town Council






Table 15.2: Charnwood Action Plan

SUB-AREA	SITE	ACTION TYPE	ISSUE / OPPORTUNITY	KEY ACTION(S)	PARTNERS	ESTIMATED COST	TIMESCALE	PRIORITY	STRATEGIC LINK(S) FROM SPORT BY SPORT ACTION PLAN TABLE 15.1
CHARNWOOD FOREST	ANSTEY RECREATION GROUND	Enhance	Quality of AGP surface is poor	Resurface AGP	FF, LRFA, LTA, Anstey Parish Council	£70,000	Med	Med	T5
CHARNWOOD FOREST	ANSTEY RUGBY PITCH	Provide	Lack of toilets	Provide DDA-compliant WC facilities on site	RFU, Anstey RFC, Anstey Parish Council,	£10,000	Med	Med	RU4
CHARNWOOD FOREST	CROPSTON CRICKET CLUB	Enhance	Poor-quality ancillary	Refurbish ancillary	ECB, LCCC and Cropston CC	£20,000	Short	Med	C7
		Enhance	Poor-quality built net facility	Refurbish built net facility	ECB, LCCC and Cropston CC	£10,000	Short	Med	C4
		Provide	Growing junior section	Provide a NTP wicket for junior practice and match play	ECB, LCCC and Cropston CC	£20,000	Med	Med	C3
CHARNWOOD FOREST	KING GEORGE'S FIELD	Enhance	Poor-quality ancillary facilities	Full refurbishment of ancillary facilities	FF, LRFA, ECB, Woodhouse PC, Woodhouse Imperial FC	£12,000	Med	Med	F6
CHARNWOOD FOREST		Enhance	Poor drainage due to lack of maintenance	Increase maintenance on site to help improve drainage	FF, LRFA, Woodhouse PC and Woodhouse Imperial FC	£6,000	Med	Med	F5
CHARNWOOD FOREST	NEWTOWN LINFORD CRICKET CLUB	Provide	Pitches are near capacity	Install an NTP on the site to be used for junior matches and training sessions.	ECB, LCCC and Newtown Linford CC	£20,000	Short	High	C3




PLAYING PITCH STRATEGY
CHARNWOOD BOROUGH COUNCIL

SUB-AREA	SITE	ACTION TYPE	ISSUE / OPPORTUNITY	KEY ACTION(S)	PARTNERS	ESTIMATED COST	TIMESCALE	PRIORITY	STRATEGIC LINK(S) FROM SPORT BY SPORT ACTION PLAN TABLE 15.1
CHARNWOOD FOREST	THE MARTIN HIGH SCHOOL	Enhance	Poor-quality pitches due to poor maintenance	Increase maintenance on site to help improve pitch quality	FF, LRFA, Anstey FC, The Martin High School	£6,000	Med	High	F5
LOUGHBOROUGH	CHARNWOOD COLLEGE	Provide	Incorrect size goals	Provide mobile goals suitable for Youth 11 v 11 football	FF, LRFA and Charnwood College	£1,500	Short	Med	F3
LOUGHBOROUGH	DE LISLE COLLEGE	Enhance	Poor-quality NTP	Refurbish NTP	ECB, LCCC and De Lisle College	£5,000	Short	Low	C3
LOUGHBOROUGH	DERBY ROAD SPORTS GROUND	Provide	Poor-quality ancillary facilities	Replace ancillary facilities with FF specification compliant changing facilities	FF, LRFA, Charnwood Borough Council	£630,000	Med	High	F6
		Provide	Inadequate practice facilities	Build a 2-lane net facility	ECB, LCCC and Charnwood Borough Council	£30,000	Med	Med	C4
		Enhance	Poor-quality ancillary	Refurbish ancillary	ECB, LCCC and Charnwood Borough Council	£20,000	Med	Med	C7
		Enhance	Undulating outfield	Additional maintenance to address undulation	ECB, LCCC and Charnwood Borough Council	£10,000	Med	Med	C5
LOUGHBOROUGH	LODGE FARM SPORTS GROUND	Enhance	Damage to ancillary facilities from antisocial behaviour	Improve ancillary security and refurbish damaged elements of the facility	Charnwood Borough Council, FF and LRFA	£15,000	Short	Med	F6




PLAYING PITCH STRATEGY
CHARWOOD BOROUGH COUNCIL


SUB-AREA	SITE	ACTION TYPE	ISSUE / OPPORTUNITY	KEY ACTION(S)	PARTNERS	ESTIMATED COST	TIMESCALE	PRIORITY	STRATEGIC LINK(S) FROM SPORT BY SPORT ACTION PLAN TABLE 15.1
LOUGHBOROUGH	LOUGHBOROUGH CARILLON CRICKET CLUB	Enhance	Poor quality NTP and practice nets	Refurbish NTP and practice nets	ECB, LCCC and Loughborough Carillion Cricket Club	£15,000	Short	High	C3
LOUGHBOROUGH	LOUGHBOROUGH CHARNWOOD OLD BOYS CC	Enhance	Poor drainage on outfield	Increase maintenance on outfield to improve drainage	ECB, LCCC, and Loughborough Charnwood Old Boys CC	£5,000	Short	Med	C5
LOUGHBOROUGH	LOUGHBOROUGH DYNAMO FC	Enhance	Poor-quality ancillary facilities	Refurbish internal elements of ancillary facility	FF, LRFA, Loughborough Dynamo FC and Charnwood Borough Council	£10,000	Med	Med	F6
LOUGHBOROUGH	LOUGHBOROUGH GREENFIELDS SPORTS AND SOCIAL CLUB	Provide	Pitches over capacity	Install an NTP on the site to be used for junior matches and training sessions.	ECB, LCCC, Loughborough Greenfields Sports and Social Club	£20,000	Short	High	C3
LOUGHBOROUGH	LOUGHBOROUGH QUEENS PARK BOWLS CLUB	Enhance	Poor quality of green due to current water management system	Amend existing water management system	Charnwood Borough Council, Loughborough Queens Park Bowls Club, Bowls England, Leicestershire Bowls	£10,000	Short	High	B2, B5
LOUGHBOROUGH	LOUGHBOROUGH RUGBY FOOTBALL CLUB	Enhance	Lack of carrying capacity on site	Improve the maintenance level of the pitches across 3 pitches and install artificial drainage (pipe drainage) on one of the pitches	RFU, Loughborough RFC, Charnwood Borough Council	£130,000	Short	High	RU2
		Enhance	Inadequate clubhouse for the club's needs	Support the club in upgrading their clubhouse facility	Loughborough RFC, RFU, Charnwood Borough Council	£200,000	Med	Med	RU4
		Enhance	Inadequate floodlighting	Support the club in upgrading their floodlit capacity by installing standard recognised floodlighting on two pitches	Loughborough RFC, RFU, Charnwood Borough Council	£100,000	Short	High	RU5




SUB-AREA	SITE	ACTION TYPE	ISSUE / OPPORTUNITY	KEY ACTION(S)	PARTNERS	ESTIMATED COST	TIMESCALE	PRIORITY	STRATEGIC LINK(S) FROM SPORT BY SPORT ACTION PLAN TABLE 15.1
LOUGHBOROUGH	NANPANTAN SPORTS GROUND	Enhance	Significant additional demand is about to be placed on site	Increase maintenance on site to help increase capacity	Charnwood Borough Council, IDverde, associated Clubs, FF and LFC	£6,000	Short	High	F5
		Provide	1 lane of practice nets servicing 2 cricket pitches	Build a 2-lane net facility	ECB, LCCC and Charnwood Borough Council	£30,000	Med	High	C4
		Enhance	Poor-quality ancillary facilities	Refurbish interior and exterior of main facility used for football	Charnwood Borough Council, FF, LRFA and associated Clubs	£10,000	Med	High	F6
		Enhance	Poor-quality ancillary facilities	Refurbish ancillary facilities	ECB, LCCC and Charnwood Borough Council	£50,000	Med	Med	C7
LOUGHBOROUGH	PARK ROAD SPORTS GROUND	Provide	Lack of community tennis facilities	Install 6 floodlit all-weather tennis courts	LTA and Charnwood Borough Council	£455,000	Short	High	T3
		Enhance	Antisocial behaviour on site	Increase security of the site	Charnwood Borough Council, Loughborough Town CC, ECB and LCCC	£10,000	Short	Med	C6
LOUGHBOROUGH	SHELTHORPE GOLF COURSE	Enhance	Facility is financially unsustainable in its current form	Undertake an options appraisal on the facility	Charnwood Borough Council, England Golf	£20,000	Short	Med	G5, G6




SUB-AREA	SITE	ACTION TYPE	ISSUE / OPPORTUNITY	KEY ACTION(S)	PARTNERS	ESTIMATED COST	TIMESCALE	PRIORITY	STRATEGIC LINK(S) FROM SPORT BY SPORT ACTION PLAN TABLE 15.1
LOUGHBOROUGH	WOODBROOK VALE HIGH SCHOOL	Enhance	Poor-quality goal posts	Replace Goal Posts	FF, LRFA, associated Clubs and Woodbrook Vale High School	£1,000	Short	Med	F3
		Enhance	Poor drainage due to lack of maintenance	Increase maintenance on site to help increase capacity	FF, LRFA, associated Clubs and Woodbrook Vale High School	£6,000	Med	Med	F5
RURAL SOUTH EAST	COSSINGTON RECREATION GROUND	Provide	Lack of capacity on site	Add 1 x senior pitch to the site (through conversion of existing 11 v 11 football pitch) and invest in improved floodlighting.	RFU, Sileby Vikings, Platts Charity and Cossington PC	£115,000	Short	High	RU2
		Enhance	Poor ancillary	Refurbish ancillary	ECB, LCCC and Queniborough CC	£35,000	Short	Med	C7
		Enhance	Poor-quality pitch	Increase maintenance on site to meet requirements of the club	ECB, LCCC and Queniborough CC	£10,000	Short	Med	C5
RURAL SOUTH EAST	REARSBY ROAD	Enhance	Unevenness of pitches	Agronomist inspection of pitches to determine cause of undulation and appropriate action	FF, LRFA, Queniborough PC and associated football Clubs	£750	Med	Med	F5




SUB-AREA	SITE	ACTION TYPE	ISSUE / OPPORTUNITY	KEY ACTION(S)	PARTNERS	ESTIMATED COST	TIMESCALE	PRIORITY	STRATEGIC LINK(S) FROM SPORT BY SPORT ACTION PLAN TABLE 15.1
RURAL SOUTH EAST	SYSTON RUGBY FOOTBALL CLUB	Enhance	Lack of female changing in clubhouse	Extend clubhouse to add ensuite female changing provision	Syston RFC, RFU	£200,000	Med	High	RU4
		Enhance	Lack of capacity on site	Install artificial drainage (pipe drainage) onto a minimum of 1 of the senior pitches on site	Syston RFC, RFU	£115,000	Short	Med	RU2
		Enhance	Poor-quality NTP	Refurbish NTP	ECB, LCCC, Queniborough CC,	£5,000	Short	Med	C3
		Enhance	Poor-quality ancillary	Refurbish the internal and external of the ancillary facility	ECB, LCCC, Queniborough CC,	£20,000	Med	Med	C7
SHEPSHED-HATHERN	IVESHEAD SCHOOL	Enhance	Poor drainage caused by lack of maintenance	Increase maintenance to improve drainage	RFU, Iveshead School, Shepshead RFC	£7,500	Short	Med	RU2
		Enhance	Poor drainage due to lack of maintenance	Increase maintenance on site to help improve drainage	FF, LRFA and Iveshead School	£6,000	Short	Med	F5
		Enhance	Quality of AGP surface is poor	Resurface AGP	FF, LRFA and Iveshead School	£80,000	Short	Low	F9
		Provide	Incorrect size goals	Provide mobile goals suitable for Youth 9 v 9 football	FF, LRFA, AFC Sporting Charnwood, Iveshead School	£2,800	Short	Med	F3




SUB-AREA	SITE	ACTION TYPE	ISSUE / OPPORTUNITY	KEY ACTION(S)	PARTNERS	ESTIMATED COST	TIMESCALE	PRIORITY	STRATEGIC LINK(S) FROM SPORT BY SPORT ACTION PLAN TABLE 15.1
SHEPSHED-HATHERN	LITTLE HAW LANE PLAYING FIELDS	Enhance	Unevenness of pitches	Agronomist inspection of pitches to determine cause of undulation and appropriate action	FF, LRFA, Shepshed TC and associated football Clubs	£750	Short	Med	F5
SHEPSHED-HATHERN	MORLEY LANE CRICKET GROUND	Provide	Rotting wooden Club house	Replace clubhouse	ECB, LCCC and Shepshed CC	£240,000	Med	High	C7
		Enhance	Poor quality of maintenance equipment	Support club in acquiring new maintenance equipment	ECB, LCCC, Shepshed CC	£5,000	Short	Med	C5
SHEPSHED-HATHERN	PASTURE LANE PLAYING FIELDS	Enhance	Poor quality of maintenance equipment	Support club in acquiring new maintenance equipment	ECB, LCCC, Hathern Old CC and Hathern PC	£5,000	Short	Med	C5
SHEPSHED-HATHERN		Provide	Dog-fouling on pitch	Provide additional signage and bins to discourage dog fouling on site	Hathern PC	£2,000	Short	Med	C5, C6
SHEPSHED-HATHERN	PASTURE LANE PLAYING FIELDS (SITE 2)	Provide	Poor-quality ancillary facilities	Provide a 2-team changing room plus officials' ancillary facility on site	FF, LRFA, Hathern PC, and Hathern FC	£240,000	Short	Med	F6
		Provide	Rotting wooden club house	Replace clubhouse	ECB, LCCC and Shepshed CC	£240,000	Med	High	C7
		Enhance	Poor quality of maintenance equipment	Support club in acquiring new maintenance equipment	ECB, LCCC, Shepshed CC	£5,000	Short	Med	C5




SUB-AREA	SITE	ACTION TYPE	ISSUE / OPPORTUNITY	KEY ACTION(S)	PARTNERS	ESTIMATED COST	TIMESCALE	PRIORITY	STRATEGIC LINK(S) FROM SPORT BY SPORT ACTION PLAN TABLE 15.1
		Enhance	Poor drainage due to lack of maintenance	Increase maintenance on site to help improve drainage	FF, LRFA, Hathern FC Hathern PC	£6,000	Med	Med	F5
		Enhance	Poor-quality equipment storage and scoreboard	Extend the pavilion and replace maintenance sheds and scoreboard	ECB, LCCC, Shepshed CC	£100,000	Long	Low	C7
SHEPSHED-HATHERN	PUDDING BAG LANE	Enhance	Poor-quality ancillary facilities and equipment	Develop a pavilion; replace nets and practice nets; install NTW	ECB, LCCC, Shepshed CC	£250,000	Med	Med	C7
SHEPSHED-HATHERN	THE DOVECOTE STADIUM	Enhance	Poor-quality ancillary facilities	Refurbish exterior ancillary facility	FF, LRFA, Shepshed FC	£100,000	Med	High	F6
SOAR VALLEY	CAVES FIELD	Enhance	Poor quality ancillary	Refurbish ancillary	ECB, LCCC and Quorn CC	£20,000	Short	Med	C7
		Provide	Growing junior section	Provide a NTP wicket for junior practice and match play	ECB, LCCC and Quorn CC	£20,000	Med	Med	C3
SOAR VALLEY	ELIZABETH PARK SPORTS & COMMUNITY CENTRE	Enhance	Floodlights are not compliant with league specifications	Upgrade/replace floodlights to FA Entry Level Match Competition Specifications	FF, LRFA, Thurmaston FC and Thurmaston PC	£50,000	Med	Med	F2




SUB-AREA	SITE	ACTION TYPE	ISSUE / OPPORTUNITY	KEY ACTION(S)	PARTNERS	ESTIMATED COST	TIMESCALE	PRIORITY	STRATEGIC LINK(S) FROM SPORT BY SPORT ACTION PLAN TABLE 15.1
SOAR VALLEY	FOWKES ST PARK	Provide	Incorrect size goals	Provide mobile goals suitable for Youth 9 v 9 football	FF, LRFA, Rothley FC and Thurmaston PC	£1,300	Short	Med	F3
		Enhance	Poor drainage due to lack of maintenance	Increase maintenance on site to help improve drainage	FF, LRFA, Rothley Imps Juniors and Rothley PC	£6,000	Med	Med	F5
SOAR VALLEY	JUBILEE PLAYING FIELDS	Provide	Incorrect size goals	Provide mobile goals suitable for Youth 11 v 11 and 9 v 9 football	FF, LRFA, East Goscote Juniors, FC, East Goscote United FC, East Goscote PC	£2,800	Short	Med	F3
		Enhance	Poor drainage due to lack of maintenance	Increase maintenance on site to help improve drainage and increase capacity	FF, LRFA, East Goscote Juniors, FC, East Goscote United FC, East Goscote PC	£6,000	Med	Med	F5
SOAR VALLEY	MEADOW LANE (SITE 1)	Provide	Additional Youth 11 v 11 pitch required	Install new Youth 11 v 11 Pitch	FF, LRFA, Birstall United Juniors	£70,000	Short	High	F2
SOAR VALLEY	MEADOW LANE (SITE 2)	Provide	Poor-quality ancillary facilities	Replace ancillary facilities with FF specification-compliant changing facilities	FF, LRFA and Birstall Juniors FC	£240,000	Short	High	F6
		Enhance	Poor drainage due to lack of maintenance	Increase maintenance on site to help improve drainage	FF, LRFA and Birstall Juniors FC	£6,000	Med	Med	F5
SOAR VALLEY	MEADOW LANE (SITE 3)	Enhance	Poor-quality ancillary facilities	Refurbish external of the ancillary facility	FF, LRFA and Birstall Juniors FC	£10,000	Med	Med	F6




SUB-AREA	SITE	ACTION TYPE	ISSUE / OPPORTUNITY	KEY ACTION(S)	PARTNERS	ESTIMATED COST	TIMESCALE	PRIORITY	STRATEGIC LINK(S) FROM SPORT BY SPORT ACTION PLAN TABLE 15.1
SOAR VALLEY	MEMORIAL PARK	Enhance	Poor drainage due to lack of maintenance	Increase maintenance on site to help improve drainage	FF, LRFA, Sileby PC and associated Clubs	£6,000	Med	Med	F5
		Provide	Dog-fouling	Provide additional signage and bins	Sileby PC	£2,000	Short	High	F5, F6
		Enhance	Inadequate changing facilities	Refurbish and extend ancillary facilities to make them FF specification compliant	FF, LRFA, Sileby PC and Sileby Juniors and Sileby Victoria Football Clubs	£200,000	Med	High	F6
SOAR VALLEY	MEMORIAL RECREATION GROUND	Provide	Site is over capacity	Install new Youth 11 v 11 Pitch	FF, LRFA, The War Memorial Trust	£70,000	Short	Med	F2
		Provide	Dog-fouling on pitch	Provide additional signage and bins to discourage dog fouling on side	Charnwood Borough Council and Mountsorrel PC	£2,000	Short	Med	F5, F6
		Enhance	Site is over capacity	Increase maintenance on site to help increase capacity	FF, LRFA, The War Memorial Trust	£6,000	Short	Low	F2
SOAR VALLEY	RAWLINS ACADEMY	Enhance	Lack of capacity on 11 v 11 pitches	Increase maintenance on 11 v 11 pitches to help increase capacity	Rawlins Academy and associated Clubs, FF and LRFA	£6,000	Short	Med	F2
		Provide	Incorrect size goals	Provide mobile goals suitable for Youth 11 v 11 football	FF, LRFA and Rawlins Academy	£1,300	Short	Med	F3



SUB-AREA	SITE	ACTION TYPE	ISSUE / OPPORTUNITY	KEY ACTION(S)	PARTNERS	ESTIMATED COST	TIMESCALE	PRIORITY	STRATEGIC LINK(S) FROM SPORT BY SPORT ACTION PLAN TABLE 15.1
SOAR VALLEY	ROTHLEY PARK CRICKET CLUB	Enhance	Poor-quality NTP	Refurbish NTP	ECB, LCCC and Rothley Park CC	£5,000	Short	Med	C3
SOAR VALLEY	ROTHLEY SPORT AND SOCIAL CLUB	Provide	Incorrect size goals	Provide mobile goals suitable for Youth 11 v 11 football	FF, LRFA, Rothley Sports and Social Club, Rothley Imps FC, Rothley PC a	£1,300	Short	Med	F3
		Enhance	Inadequate ancillary facilities	Refurbish and extend ancillary facilities to make them FF specification compliant	FF, LRFA, Rothley Sports and Social Club, Rothley Imps FC, Rothley PC	£200,000	Med	Med	F6
SOAR VALLEY	SCHOOL LANE PLAYING FIELDS	Provide	Lack of DDA-compliant facilities on-site	Add DDA-compliant facilities to the site	Birstall Men's Bowls Club, Birstall Ladies Club, Birstall PC, Bowls England	£10,000	Short	High	B6
		Provide	Lack of fixed practice nets	Install a two-lane NTP facility	ECB, LCCC, Birstall Village CC, Birstall PC	£30,000	Med	High	C4
		Enhance	Pavilion is too small for the club's needs	Extend the pavilion to the east of the site (as per the club's plans)	ECB, LCCC, Birstall Village CC, Birstall PC	£20,000	Med	Med	C7
SOAR VALLEY	SILEBY TOWN CRICKET CLUB	Provide	Only the site's second pitch does not meet LCCP regulations	Add a new ECB and LCCP compliant ancillary facility to the second pitch	ECB, LCCC and Sileby Town CC	£240,000	Med	Med	C7
SOAR VALLEY	SOAR VALLEY LEISURE CENTRE	Enhance	Poor-quality playing surface	Resurface AGP as a sand dressed surface	England Hockey, Charnwood Borough Council, Charnwood Sileby HC and Charnwood Mountsorrel HC	£500,000	Short	High	H2, H3



SUB-AREA	SITE	ACTION TYPE	ISSUE / OPPORTUNITY	KEY ACTION(S)	PARTNERS	ESTIMATED COST	TIMESCALE	PRIORITY	STRATEGIC LINK(S) FROM SPORT BY SPORT ACTION PLAN TABLE 15.1
SOAR VALLEY	THURMASTON BOWLS CLUB	Enhance	Poor-quality playing surface	Enhance maintenance on green	Thurmaston Bowls Club, Bowls England, Thurmaston PC	£6,000	Short	High	B3
SOAR VALLEY	WREAKE VALLEY ACADEMY	Enhance	Poor drainage due to lack of maintenance	Increase maintenance on site to help increase capacity	FF, LRFA, associated Clubs and Wreake Valley Academy	£6,000	Med	Med	F5
THE WOLDS	TOWLES FIELD	Enhance	Poor-quality goal posts	Replace goal posts	FF, LRFA, associated Clubs and The Towles Field Playing Field Association	£1,000	Short	Med	F3
		Enhance	Poor drainage due to lack of maintenance	Increase maintenance on site to help increase capacity	FF, LRFA, associated Clubs and The Towles Field Playing Field Association	£6,000	Med	Med	F5
THE WOLDS	WALTON-ON-THE-WOLDS CRICKET CLUB	Enhance	Poor quality of maintenance equipment	Support club in acquiring new maintenance equipment	ECB, LCCC, Walton on the Wolds Cricket Club	£5,000	Short	Med	C5



16 DELIVERING THE PPS – MEETING FUTURE DEMAND

INTRODUCTION

- 16.1 One of the central purposes and challenges of a PPS document is to provide Charnwood Borough Council with the evidence and information to address the need for sports provision that may arise from any new housing provision.
- 16.2 New housing developments attract new residents to an area. Along with all other services, this new population will increase local and borough-wide demand for sports provision, including grass and artificial pitches, and other outdoor sports facilities. Given the level of existing provision in the borough, and the identified future needs for facilities, there is clear opportunity to both develop new multi-sport hubs (e.g. in the SUEs), and to enhance existing sites where there is more than one pitch/already multi-sport use to further grow such use and optimise use of the site.
- 16.3 Typically, as part of a negotiation with a developer, a “contribution” is required to help towards the cost of meeting the new demand generated by the residents of the housing development. Therefore, as part of any PPS, there is a need to provide Charnwood Borough Council with an objectively determined position for negotiating developer contributions based on robust evidence.
- 16.4 The information provided in this section is intended to give Charnwood Borough Council the information and tools required to determine this starting point, along with a recommendation as to how to prioritise investments required to meet future demand.

THE PLAYING PITCH CALCULATOR

- 16.5 To assist the local authority in their implementation of the PPS, Sport England’s Playing Pitch Calculator (PPC) has been utilised to provide the calculation of capital and lifecycle costs and support the development of new sports provision. More information on the model can be viewed in Appendix B: New Playing Pitch Development Calculator.
- 16.6 The PPC uses data from the PPS, including population, Team Generation Rates, match play in peak period and projected change in demand. Charnwood Borough’s current population is added along with the projected population, which incorporates population growth as a result of new residential developments. This calculation generates an estimated cost of meeting new demand generated by the population increase.
- 16.7 It should be noted that these costs are estimates, calculated on the basis that all new demand is met by new facilities. In many circumstances it will be possible, appropriate and/or preferable for users to increase capacity or quality of existing sites to meet new demand. Alternatively, existing pitches that are unavailable could be made securely available for community use to meet new demand. The figures below therefore represent a starting figure for Charnwood Borough Council to consider in conjunction with the sport-specific analysis above when negotiating Section 106 monies in the future.
- 16.8 Figure 16.1 below shows the cost of meeting the demand for sports facilities generated by a hypothetical housing development.




Table 16.1: Sport England’s PPC

	ADULT FOOTBALL	YOUTH FOOTBALL	MINI SOCCER	RUGBY UNION	RUGBY LEAGUE	HOCKEY	CRICKET	TOTAL
PITCHES REQUIRED	0.22	0.24	0.12	0.09	0.01	0.02	0.21	0.91
CAPITAL COST	£17,395.44	£15,558.32	£2,273.52	£9,878.36	£530.54	£13,705.52	£51,895.38	£111,237.08
LIFE CYCLE COST (YEARLY)	£4,033.45	£3,590.38	£524.66	£2,323.04	£128.85	£466.89	£11,519.63	£22,586.90
TOTAL (10-YEAR PROJECTION)	£57,729.93	£51,462.14	£7,520.09	£33,108.8	£1,818.99	£18,374.43	£167,091.72	£337,106.10

N.B. Table 16.1 refers to potential developer contributions toward meeting additional demand for sporting provision for a development of 1,000 residents.

16.9 The table above utilises the TGR for each of the pitch types to determine how much new demand is likely to be generated from 1,000 additional residents in Charnwood. This assumes that the age, gender and sporting demand profile of the new population will remain consistent with the existing population.

APPLYING THE PPC

16.10 This section provides Charnwood Borough Council with guidance on how to go about using the information from the PPC to identify projects that should be funded using developer contributions.

16.11 The PPC uses current TGR figures to estimate how much additional demand is likely to be generated by new developments. However, it may be the case that there is enough spare capacity within the existing supply to meet the additional demand generated by the new housing development. Where this is the case Charnwood Borough Council should look to use the developer contributions to enhance existing provision.

16.12 In accordance with the requirements of any Section 106 agreement, Charnwood Borough Council may not request an overall total figure from the developer. Instead, Charnwood Borough Council must present a list of costed projects for which the contribution will be used (either for the whole cost or a portion of the costs). A costed list of actions is provided in the Action Plan to this report to enable Charnwood Borough Council to select its priorities under Section 106, as such agreements must be both linked and necessary).

16.13 To aid Charnwood Borough Council in this decision-making process, Figure 16.1 describes a possible process which Charnwood Borough Council can use to determine which projects they may wish to submit as part of the negotiations for Section 106 money.

16.14 It should be noted that the decision-making process described in Figure 16.1 should be undertaken in conjunction with the NGBs for each sport. The amount of money distributed across each of the sports is unlikely to be exactly proportional to the amount required to meet newly generated demand for each sport. Therefore, Charnwood Borough Council should engage NGBs and other key stakeholders to determine how the developer contributions should be allocated to different projects.


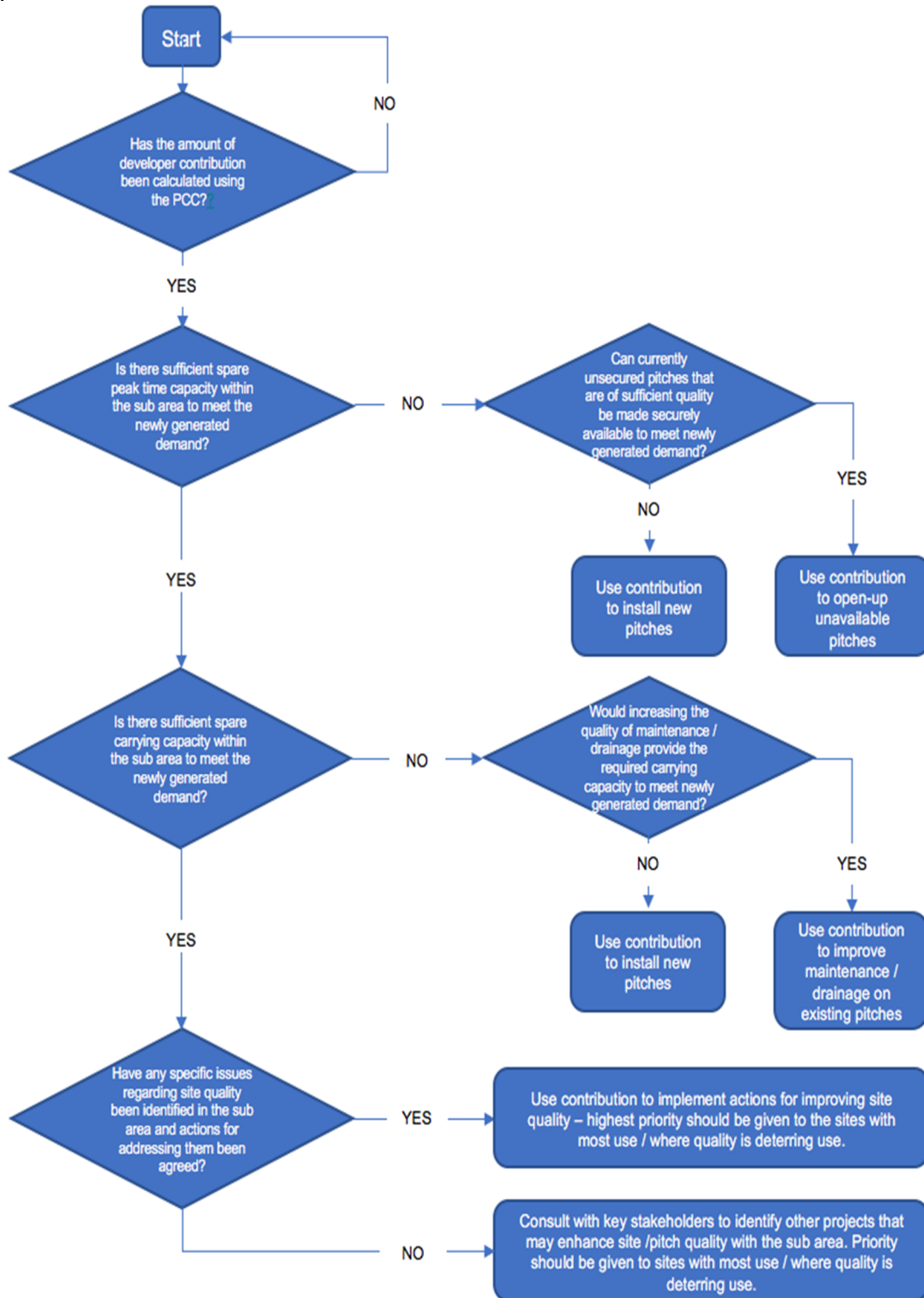


Figure 16.1: Decision-making process on developer contribution project prioritisation



16.15 Figure 16.1 requires information from the playing pitch strategy to determine how projects for each sport should be prioritised. Specifically, Charnwood Borough Council will need to know the level of spare peak-time capacity within the pitch stock and the level of spare carrying capacity.

16.16 This information has been provided throughout the previous sections of this report. For ease of reference, these figures are re-provided in Table 16.3.






Table 16.2: Carrying and peak-time capacity balances by sub-area and pitch type

SPORT	FOOTBALL (GRASS ONLY)									
PITCH TYPE	ADULT 11 v 11		YOUTH 11 v 11		YOUTH 9 v 9		MINI 7 v 7		MINI 5 v 5	
CAPACITY BALANCE	CARRYING CAPACITY BALANCE	SPARE PEAK TIME SLOTS	CARRYING CAPACITY BALANCE	SPARE PEAK TIME SLOTS	CARRYING CAPACITY BALANCE	SPARE PEAK TIME SLOTS	CARRYING CAPACITY BALANCE	SPARE PEAK TIME SLOTS	CARRYING CAPACITY BALANCE	SPARE PEAK TIME SLOTS
CHARNWOOD FOREST	2	4	-1	8	0.5	8.5	6.5	21.5	-0.5	36.5
LOUGHBOROUGH	20	0	-7.5	1.5	-1	0.5	1.5	20.5	-0.5	34.5
RURAL SOUTH EAST	4	0	-1.5	0.5	-1.5	0	3.5	4.5	0	7
SHEPSHED-HATHERN	5.5	0	-2	0	-0.5	0	-0.5	13.5	0	27
SOAR VALLEY	30	0	1.5	16.5	14	13.5	45.5	66.5	-4	110
THE WOLDS	1.5	0.5	-0.5	1.5	0	1.5	0	4	0	6
CHARNWOOD	63	4.5	-11	28	11.5	24	56.5	130.5	-5	221


SPORT	CRICKET (GRASS ONLY)			RUGBY UNION		
PITCH TYPE	OVERALL	SNR	JNR	OVERALL	SNR	JNR/ LADIES
CAPACITY BALANCE	CARRYING CAPACITY BALANCE	SPARE PEAK TIME SLOTS	SPARE PEAK TIME SLOTS	CARRYING CAPACITY BALANCE	SPARE PEAK TIME SLOTS	SPARE PEAK TIME SLOTS
CHARNWOOD FOREST	-10	0	14	0.75	0.5	1
LOUGHBOROUGH	114	8	6	-10	0.5	0
RURAL SOUTH EAST	-165	0	0	-1.5	0	0.5
SHEPSHED-HATHERN	-2	1	2	-4	0.5	1
SOAR VALLEY	124	5	17	0.75	3	1.5
THE WOLDS	34	1	4	0	0	0
CHARNWOOD	95	15	41	-14	4.5	4



SPORT	HOCKEY			RUGBY LEAGUE		
PITCH TYPE	MID-WEEK	SAT	SUN	OVERALL	SNR	JNR
CAPACITY BALANCE	SPARE PEAK TIME SLOTS	SPARE PEAK TIME SLOTS	SPARE PEAK TIME SLOTS	CARRYING CAPACITY BALANCE	SPARE PEAK TIME SLOTS	SPARE PEAK TIME SLOTS
CHARNWOOD FOREST	0	0	0	0	0	0
LOUGHBOROUGH	10.5	-2	5	0	0.5	0.5
RURAL SOUTH EAST	0	0	0	0	0	0
SHEPSHED-HATHERN	0	0	0	0	0	0
SOAR VALLEY	18	7	8	0	0	0
THE WOLDS	0	0	0	0	0	0
CHARNWOOD	28.5	5	13	0	0.5	0.5




- 16.17 It should be noted that only facilities securely available to the community have been included in these balance figures. This is especially important for hockey, as the vast majority of Loughborough Town Hockey Club's demand is reliant on use of unsecured pitches.
- 16.18 It should also be noted that most sub-areas do not have any secured hockey or rugby league provision and therefore show as 0 for the capacity balance in yellow rather than red in the spare peak time slots columns. Only the Loughborough and Soar Valley sub-areas have hockey pitches secured for community use, and the Loughborough sub-area has the only rugby league provision in Charnwood.
- 16.19 The decision-making process in Figure 16.1 also discusses the need for Charnwood Borough Council to consider the quality and adequacy of pitch maintenance. Although this detail is not provided in the PPS document itself, Charnwood Borough Council can access this information on 4global's playing pitch platform, where all site assessment data is stored for future reference. This can be accessed at: www.playingpitch.com using Charnwood Borough Council's login details.



APPENDIX A: TEAM GENERATION RATE (TGR) CALCULATIONS

SPORT AND AGE GROUPS	NUMBER OF TEAMS IN AGE GROUP WITHIN THE AREA	CURRENT POPULATION IN AGE GROUP WITHIN THE AREA	FUTURE POPULATION IN AGE GROUP WITHIN THE AREA	CURRENT TGR	POPN CHANGE IN AGE GROUP	POTENTIAL CHANGE IN TEAM NUMBERS IN AGE GROUP
FOOTBALL ADULT MEN 11 v 11 (16–45YRS)	76	38,520	43,260	506.8	4,740	+9
FOOTBALL ADULT WOMEN 11 v 11 (16–45YRS)	5	35,560	39,240	71,12.0	3,680	+1
FOOTBALL YOUTH BOYS 11 v 11 (12–15YRS)	43	4,260	5,120	99.1	860	+9
FOOTBALL YOUTH GIRLS 11 v 11 (12–15YRS)	7	3,780	4,680	540.0	900	+2
FOOTBALL YOUTH BOYS 9 v 9 (10–11YRS)	33	1,920	2,320	58.2	400	+7
FOOTBALL YOUTH GIRLS 9 v 9 (10–11YRS)	5	1,760	2,200	352.0	440	+1
FOOTBALL MINI SOCCER MIXED 7 v 7 (8–9YRS)	35	4,000	4,360	114.3	360	+3
FOOTBALL MINI SOCCER MIXED 5 v 5 (6–YRS)	10	2,000	2,180	200.0	180	+1
CRICKET OPEN AGE MEN'S (18–55YRS)	86	47,640	59,540	554.0	11,900	+21
CRICKET OPEN AGE WOMEN'S (18–55YRS)	2	45,300	55,520	22,650.0	10,220	0
CRICKET JUNIOR BOYS (7–18YRS)	63	12,000	14,080	190.5	2,080	+11
RUGBY UNION SENIOR MEN (19–45YRS)	13	34,380	38,340	2,644.6	3,960	+1
RUGBY UNION SENIOR WOMEN (19–45YRS)	2	32,140	35,100	16,070.0	2,960	0
RUGBY UNION YOUTH BOYS (13–18YRS)	14	7,440	8,880	531.4	1,440	+3
RUGBY UNION YOUTH GIRLS (13–18YRS)	2	6,320	7,720	3,160.0	1,400	0
RUGBY UNION MINI/MIDI MIXED (7–12YRS)	12	11,520	13,320	960.0	1,800	+2
RUGBY LEAGUE ADULT MEN (19–45YRS)	1	34,380	38,340	34,380.0	3,960	0
RUGBY LEAGUE YOUTH & JUNIOR BOYS (12–18YRS)	1	8,400	10,040	8,400.0	1,640	0
SENIOR MEN (16–55YRS)	14	50,400	55,580	3,600.0	5,180	+1
SENIOR WOMEN (16–55YRS)	11	47,580	51,940	4,325.5	4,360	+1
JUNIOR BOYS (11–15YRS)	1.5	5,220	6,280	3,480.0	1,060	0
JUNIOR GIRLS (11–15YRS)	1.5	4,660	5,780	3,106.7	1,120	0

N.B. A 0 signifies that the population growth does not generate additional demand sufficient to create another team(s)



APPENDIX B: PLAYING PITCH NEW DEVELOPMENT CALCULATOR (PPC) CALCULATIONS

PART ONE: Local authority and population details


- | | |
|--|-----------|
| 1. Select the local authority from the list. | Charnwood |
| 2. Enter the total population of the local authority. | 180,100 |
| 3. Enter the new population to estimate the demand for playing pitches | 32,000 |

PART TWO: Estimated demand in match equivalent sessions a week (a season for cricket)

Adult football	7.20
Youth football	7.82
Mini soccer	4.00
Rugby Union	0.33
Rugby League	0.15
Hockey	2.49
Cricket	245.91

PART THREE: Determine the most appropriate way to meet the estimated demand

- 1.15 Look at the location of the new population alongside the results of the playing pitch strategy assessment work.
- 1.16 Understand the nature of playing pitch sites within an appropriate catchment of the new population and issues in the area.
- 1.17 This may lead to suggestions of one or more ways of meeting the estimated demand, such as:
 - a. Enhancing existing pitches to increase their capacity and ensure adequate maintenance to maintain the higher use
 - b. Securing greater community access to sites and undertaking any necessary works to allow for such use to occur
 - c. Providing new playing pitches on new sites (natural or artificial grass pitches).
- 1.18 When deciding on the most appropriate way of meeting the estimated demand regard should be had to the government's regulations, policy and guidance regarding S106 and the use of planning obligations.



PART FOUR: Estimated demand in new playing pitches

It may be decided that the estimated demand should be met by the creation of new natural and/or artificial grass pitches. If this is the case, then an indication of the number of new pitches that may be required to meet the estimated demand is provided below. This is based on providing natural grass pitches for football, rugby and cricket and new artificial grass pitches for hockey.


An estimate of the associated costs for providing this level of new pitches is also provided. Please note that these are indicative costs only and appropriate local work should be undertaken to determine more accurate costings.

Total	25.62	pitches at a capital cost of	£2,968,250	and a total life cycle cost (per annum) of	£587,754
Adult Football	7.20	pitches at a capital cost of	£556,611	and a total life cycle cost (per annum) of	£129,060
Youth Football	7.82	pitches at a capital cost of	£497,999	and a total life cycle cost (per annum) of	£114,923
Mini Soccer	4.00	pitches at a capital cost of	£72,760	and a total life cycle cost (per annum) of	£16,791
Rugby Union	0.33	pitches at a capital cost of	£34,260	and a total life cycle cost (per annum) of	£8,057
Rugby League	0.15	pitches at a capital cost of	£14,714	and a total life cycle cost (per annum) of	£3,573
Hockey	0.62	pitches at a capital cost of	£438,579	and a total life cycle cost (per annum) of	£14,941
Cricket	5.51	pitches at a capital cost of	£1,353,328	and a total life cycle cost (per annum) of	£300,409

Source of capital costs:


[Capital Cost – Sport England Facilities Costs Second Quarter 2016](#)

[Lifecycle Costs – Sport England Life Cycle Costs Natural Turf Pitches and Artificial Surfaces April 2012](#)




APPENDIX C: CHARNWOOD FOOTBALL FACILITIES SITE-BY-SITE ANALYSIS


SITE NAME	SUB-AREA AND LOCATION	PITCH SUPPLY	AVAILABILITY / SECURITY OF COMMUNITY USE	NON-TECHNICAL ASSESSMENT RATING	CAPACITY FOR COMMUNITY USE (MATCH EQUIVALENTS)	JUSTIFICATION FOR PROTECTION (PR) ENHANCEMENT (E) OR PROVISION (PV)
3M HEALTHCARE SPORTS AND SOCIAL CLUB	Loughborough – Loughborough Road, Loughborough, LE12 8UE	1 x Youth 11 v 11	Available – Secured	Standard	1.0 - Youth 11 v 11	<p>PR: The site should be protected as playing fields in the Local Plan. The site is used by FC Cione and Quorn Juniors FC.</p> <p>E: No enhancement has been identified for this site</p> <p>PV: No further provision has been identified for this site</p>
ANSTEY NOMADS FC	Charnwood Forest – Cropston Road, Anstey, LE7 7BP	1 x Adult 11 v 11	Available – Secured	Good	2.0 – Adult 11 v 11 (The site is at capacity at peak times for Adult 11 v 11 Football)	<p>PR: The site should be protected as playing fields in the Local Plan. The site is used by Anstey Nomads FC and The Sports Bar Anstey Swifts.</p> <p>E: No enhancement has been identified for this site</p> <p>PV: No further provision has been identified for this site</p>
ANSTEY RECREATION GROUND	Charnwood Forest – Station Road, Anstey, LE7 7ER	1 x Youth 9 v 9 2 x Mini 7 v 7 1 x Sand Based AGP (small-sided)	Available – Secured	Standard (AGP is Poor)	<p>6.0 – Overall</p> <p>1.5 – Youth 9 v 9 6.0 – Mini 7 v 7 -1.5 – Mini 5 v 5</p>	<p>PR: The site should be protected as playing fields in the Local Plan. The site is used by Anstey Swifts FC for age groups U7–U11.</p> <p>E: It is recommended that the FF and LRFA work with the club and Anstey PC to identify increased maintenance on the site – especially on refurbishing goalmouths at the end of the season. It is recommended the FF and the LRFA support the club and Anstey PC to identify sources of funding for this increased work.</p>




SITE NAME	SUB-AREA AND LOCATION	PITCH SUPPLY	AVAILABILITY / SECURITY OF COMMUNITY USE	NON-TECHNICAL ASSESSMENT RATING	CAPACITY FOR COMMUNITY USE (MATCH EQUIVALENTS)	JUSTIFICATION FOR PROTECTION (PR) ENHANCEMENT (E) OR PROVISION (PV)
						<p>It is recommended the AGP be re-surfaced. It is recommended Charnwood Borough Council works with Anstey PC to identify sources for helping to fund this work.</p> <p>PV: It is recommended that the FF and LRFA ensure the club has access to appropriately sized, removable Mini 5 v 5 goals to ensure that FA guidelines are being adhered to, even when over-marked pitches are being used.</p>
BEACON ACADEMY	Loughborough - Wood Thorpe Road, Loughborough, LE11 2NF	1 x Adult 11 v 11 1 x Mini 7 v 7	Available – Unsecured	Standard	<p>5.5 – Overall</p> <p>1.5 – Adult 11 v 11 4.0 – Mini 7 v 7</p>	<p>PR: The site should be protected as playing fields in the Local Plan. The site is used by Quorn FC U15s.</p> <p>E: It is recommended the pitch be re-sized as a Youth 11 v 11 pitch to be more suitable for its current educational and community use.</p> <p>PV: No further provision has been identified for this site</p>
BURTON LANE RECREATION GROUND	The Wolds - Burton Lane, Wymeswold, Loughborough, LE12 6UN	1 x Adult 11 v 11	Available – Secured	Poor	<p>0.5 – Adult 11 v 11</p>	<p>PR: The site should be protected as playing fields in the Local Plan. The site is used by FC Wymeswold for adult football.</p> <p>E: It is recommended the FF and LRFA work with the club and Wymeswold PC to address the poor drainage on the site by enhancing the level of maintenance. It is recommended the site be inspected by an IOG accredited inspector to identify the precise maintenance procedures required to improve drainage.</p>




SITE NAME	SUB-AREA AND LOCATION	PITCH SUPPLY	AVAILABILITY / SECURITY OF COMMUNITY USE	NON-TECHNICAL ASSESSMENT RATING	CAPACITY FOR COMMUNITY USE (MATCH EQUIVALENTS)	JUSTIFICATION FOR PROTECTION (PR) ENHANCEMENT (E) OR PROVISION (PV)
						<p>It is recommended the FF and LRFA work with the club, Charnwood Borough Council and Wymeswold PC to identify possible funding sources for this enhanced maintenance.</p> <p>PV: No further provision has been identified for this site</p>
CHARNWOOD COLLEGE	Loughborough – Thorpe Hill, Loughborough, LE11 4SQ	5 x Adult 11 v 11 4 x Youth 9 v 9 4 x Mini 7 v 7 1 x 3G AGP (full-size)	Available – Unsecured (3G is secured)	Good	<p>45 – Overall</p> <p>14.5 – Adult 11 v 11 -3.5 – Youth 11 v 11 13 – Youth 9 v 9 22 – Mini 7 v 7 -1 – Mini 5 v 5</p>	<p>PR: The site should be protected as playing fields in the Local Plan. The site is used by Loughborough Dynamo for activity for U7s – adults. The site is also used by Loughborough Churches and Shepborough United for adult football. The 3G pitch is used by FC Wymeswold, Loughborough Dynamo Junior, Loughborough United, Shepborough United, Loughborough Churches for training as well as meeting demand for casual, unaffiliated football.</p> <p>E: It is recommended that the FF, LRFA, Charnwood Borough Council work with the college and Loughborough Dynamo to improve the club’s long-term security of tenure on the grass pitches on site.</p> <p>It is recommended the college works with the club and the FF and LRFA to re-size the pitches so that they are the most appropriate dimensions for their current educational and community use.</p> <p>PV: It is recommended the college acquires the appropriate goals for Youth 11 v 11 and Mini 5 v 5 pitches. The FF and LRFA should work with the College and the club to identify how many portable goals would be required and help to identify funding for buying these goals.</p>




SITE NAME	SUB-AREA AND LOCATION	PITCH SUPPLY	AVAILABILITY / SECURITY OF COMMUNITY USE	NON-TECHNICAL ASSESSMENT RATING	CAPACITY FOR COMMUNITY USE (MATCH EQUIVALENTS)	JUSTIFICATION FOR PROTECTION (PR) ENHANCEMENT (E) OR PROVISION (PV)
CHARNWOOD GOLF COMPLEX	Loughborough – Derby Road, Loughborough, LE11 5AD	2 x 3G AGP (small-sided)	Available – Unsecured	Standard	N/A	<p>PR: The site should be protected as playing fields in the Local Plan. The site is used for informal football demand. No FA affiliated demand has been identified for this site.</p> <p>E: No enhancement has been identified for this site</p> <p>PV: No further provision has been identified for this site</p>
COSSINGTON RECREATION GROUND	Rural South East – Platts Lane, Cossington, LE7 4UZ	1 x Adult 11 v 11	Available – Secured	Standard	2.0 Adult 11 v 11	<p>PR: The site should be protected as playing fields in the Local Plan. No formal demand has been identified for this site by this study.</p> <p>E: It is recommended this pitch be re-designated to provide additional capacity for the Sileby Vikings RFC, who use the site and are currently at capacity on their only pitch.</p> <p>PV: It is recommended the RFU works with Sileby Vikings RFC and Platts Charity to source funding for new posts and for additional maintenance to care for the pitch.</p>
DE LISLE COLLEGE	Loughborough – Thorpe Hill, Loughborough, LE11 4SQ	1 x Youth 11 v 11	Not available – Unsecured	Poor	1.0 Youth 11 v 11	<p>PR: The site should be protected as playing fields in the Local Plan. No formal football use has been identified for this site by this study. However, the site is understood to be well-used for PE by the school.</p> <p>E: It is recommended the quality of pitch maintenance on the site be improved to address the lack of drainage on the pitch. The college should work with the IOG to identify which maintenance procedures would be most appropriate to improve pitch drainage.</p>




SITE NAME	SUB-AREA AND LOCATION	PITCH SUPPLY	AVAILABILITY / SECURITY OF COMMUNITY USE	NON-TECHNICAL ASSESSMENT RATING	CAPACITY FOR COMMUNITY USE (MATCH EQUIVALENTS)	JUSTIFICATION FOR PROTECTION (PR) ENHANCEMENT (E) OR PROVISION (PV)
						PV: No further provision has been identified for this site
DERBY ROAD SPORTS GROUND	Loughborough – Cotton Way, Loughborough, LE11 5FJ	6 x Adult 11 v 11	Available – Secured	Standard	<p>7.5 – Overall</p> <p>8 – Adult 11 v 11 -0.5 – Youth 11 v 11</p>	<p>PR: The site should be protected as playing fields in the Local Plan. The site is used by Loughborough FC for all of its adult and U18 matches.</p> <p>The site is also used by FC Polonia, The Plough Thorpe Acre FC and White Hart FC for adult football.</p> <p>E: It is recommended that the FF and LRFA work with Charnwood Borough Council to address the issues caused by poor quality ancillary facilities at this site, specifically the poor quality changing facilities and car parking.</p> <p>It is recommended that the existing changing block be refurbished and extended to meet FF specifications and to ensure that it provides changing rooms for all pitches for male and female fixtures to be played concurrently.</p> <p>It is recommended that the FF and the LRFA work with Charnwood Borough Council to address significant problem areas of undulation in the pitches at this site.</p> <p>It is recommended an independent pitch advisor from the IOG be used to determine what measures can or should be taken to address this issue.</p> <p>It is recommended that one of these pitches be re-sized to be appropriate for Youth 11 v 11 fixtures in order to better meet the requirements of teams currently playing at the site.</p>




SITE NAME	SUB-AREA AND LOCATION	PITCH SUPPLY	AVAILABILITY / SECURITY OF COMMUNITY USE	NON-TECHNICAL ASSESSMENT RATING	CAPACITY FOR COMMUNITY USE (MATCH EQUIVALENTS)	JUSTIFICATION FOR PROTECTION (PR) ENHANCEMENT (E) OR PROVISION (PV)
						PV: It is also recommended that Charnwood Borough Council works with the clubs using the site to identify an appropriate parking solution in close proximity to the main changing block. This may include a solution of extending the parking at Cotton Way.
ELIZABETH PARK SPORTS & COMMUNITY CENTRE	Soar Valley – Checkland Road, Thurmaston, Leicester, LE4 8FN	1 x Adult 11 v 11 2 x Mini 7 v 7 1 x 3G AGP (small-sided)	Available – Secured	Standard	4.5 – Overall 1.5 – Adult 11 v 11	<p>PR: The site should be protected as playing fields in the Local Plan. The site is used by Thurmaston FC for most of its football activity. The 3G AGP is also used by the club for training.</p> <p>E: It is recommended the floodlights on the site be improved to ensure they meet league requirements. The FF and LRFA should help the club and Thurmaston PC to identify funding sources for the site.</p> <p>PV: No further provision has been identified for this site</p>
FARLEY WAY STADIUM	Soar Valley – Farley Way, Quorn, Loughborough, LE12 8PE	1 x 3G AGP (full-size)	Available – Secured	Good	NA (Site is at capacity on Saturday PM)	<p>PR: The site should be protected as playing fields in the Local Plan. The site is used by Quorn FC along with wider community use.</p> <p>E: No further enhancement has been identified for this site</p> <p>PV: No further provision has been identified for this site</p>
FOWKES ST PARK	Soar Valley – Fowke Street, Rothley, Leicester, LE7 7PJ	2 x Youth 11 v 11	Available – Secured	Standard	1.5 – Overall -0.5 – Youth 9 v 9 -1.0 – Mini 7 v 7 -1.0 – Mini 5 v 5	<p>PR: The site should be protected as playing fields in the Local Plan.</p> <p>The site is used by Rothley Imps Juniors for age groups U7–12.</p>




SITE NAME	SUB-AREA AND LOCATION	PITCH SUPPLY	AVAILABILITY / SECURITY OF COMMUNITY USE	NON-TECHNICAL ASSESSMENT RATING	CAPACITY FOR COMMUNITY USE (MATCH EQUIVALENTS)	JUSTIFICATION FOR PROTECTION (PR) ENHANCEMENT (E) OR PROVISION (PV)
						<p>E: The site had 10 cancellations last year due to poor drainage. It is recommended that the FF and LRFA work with the club and Rothley PC to identify enhanced maintenance procedures that would effectively address this issue. The FF and LRFA should work with the club and PC to identify how this enhanced maintenance should be funded.</p> <p>PV: It is recommended the FF and LRFA help the club and Rothley PC ensure that appropriately sized, portable goals are available for the site. It is recommended the FF and LRFA help the club and PC to identify sources of funding for this.</p>
HALSTEAD ROAD PLAYING FIELDS	Soar Valley – Halstead Road, Mountsorrel, Loughborough, LE12 7HD	2 x Mini 7 v 7	Available – Secured	Standard	<p>2.5 – Overall</p> <p>-0.5 – Youth 11 v 11 -0.5 – Youth 9 v 9 5.5 – Mini 7 v 7 -2.0 – Mini 5 v 5</p>	<p>PR: The site should be protected as playing fields in the Local Plan. The site is used by Mountsorrel Junior FC for ages U7–13.</p> <p>E: The site did not have any pitches large enough to accommodate any matches other than mini 7 v 7 and mini 5 v 5. It is recommended the FF and LRFA ensure that teams are playing on appropriate sized pitches for their age group.</p> <p>PV: Site currently undergoing re-development, which is to be completed in 2019. The site plan currently includes the installation of 1 x Adult 11 v 11, 4 x youth/mini pitches. The funding for development has been provided by multiple NGB grants and funding from the War Memorial Trust.</p>




SITE NAME	SUB-AREA AND LOCATION	PITCH SUPPLY	AVAILABILITY / SECURITY OF COMMUNITY USE	NON-TECHNICAL ASSESSMENT RATING	CAPACITY FOR COMMUNITY USE (MATCH EQUIVALENTS)	JUSTIFICATION FOR PROTECTION (PR) ENHANCEMENT (E) OR PROVISION (PV)
						<p>It is recommended that the FF, LRFA and Charnwood Borough Council work with the club and the War Memorial Trust to support the development of these pitches and to ensure they are installed to FA specifications and requirements.</p> <p>It is recommended that the FF and LRFA send a pitch inspector to verify the condition of the pitches and ensure they have been correctly installed to meet FA requirements.</p>
HILLSIDE FARM	The Wolds – Hillside Farm, Rempstone Road, Wymeswold, Loughborough LE12 6UE	2 x Adult 11 v 11	Unknown – Unknown	Unknown	4.0 – Adult 11 v 11	<p>PR: No demand has been identified for this site by this study. It is recommended the site be designated as private agricultural land in the Local Plan.</p> <p>E: No further enhancement has been identified for this site</p> <p>PV: No further provision has been identified for this site</p>
HUMPHREY PERKINS HIGH SCHOOL	Soar Valley – Cotes Road, Barrow-upon-Soar, Loughborough, LE12 8JU	3 x Adult 11 v 11	Available – Unsecured	Standard	9.0 – Adult 11 v 11	<p>PR: The site should be protected as playing fields in the Local Plan. No community use of this site has been recorded as part of this study, but the fields are well used for educational use for school matches and PE.</p> <p>E: The school has entered the early stages of exploring the feasibility of installing a full-sized 3G AGP at the site. As Soar Valley is designated as a key area for a new 3G pitch this is a potential option to be explored should the pitch at Cedars Academy prove not to be possible.</p> <p>PV: No further provision has been identified for this site</p>




SITE NAME	SUB-AREA AND LOCATION	PITCH SUPPLY	AVAILABILITY / SECURITY OF COMMUNITY USE	NON-TECHNICAL ASSESSMENT RATING	CAPACITY FOR COMMUNITY USE (MATCH EQUIVALENTS)	JUSTIFICATION FOR PROTECTION (PR) ENHANCEMENT (E) OR PROVISION (PV)
IVESHEAD SCHOOL	Shepshed– Hathern – Forest Street, Shepshed, Loughborough, LE12 9DB	1 x Adult 11 v 11 1 x Youth 11 v 11 2 x Mini 7 v 7 6 x Mini 5 v 5 2 x Sand- Based AGP (small-sided)	Available - Unsecured	Poor	10 – Overall 0.0 – Adult 11 v 11 -1.0 – Youth 11 v 11 -0.5 – Youth 9 v 9 11.5 – Mini 5 v 5 (Site is at capacity at peak times for Adult 11 v 11 and Youth football)	<p>PR: The site should be protected as playing fields in the Local Plan. The site is used by Shepshed Dynamo Youth and Junior FC for ages U8–17. AFC Sporting Charnwood also use the site for adult football. The site is also well-used for PE and school matches. The AGPs are used by AFC Sporting Charnwood, Shepshed Dynamo Youth & Junior for training and are also used by the community for informal and casual use.</p> <p>E: It is recommended that the maintenance of the site be improved to address drainage issues. It is recommended the school resurfaces the 2 small-sided AGPs imminently.</p> <p>PV: It is recommended that a minimum of 1 set of portable 9v9 goals are added to the site to ensure that teams can play with goals appropriate for their age group.</p>
JUBILEE PARK	Soar Valley – Barkby Thorpe Lane, Thurmaston, Leicester, LE4 8GP	1 x Youth 11 v 11 1 x Youth 9 v 9	Available – Secured	Standard	4.0 – Overall 2.0 – Youth 11 v 11 2.0 – Youth 9 v 9	<p>PR: The site should be protected as playing fields in the Local Plan.</p> <p>E: No further enhancement has been identified for this site</p> <p>PV: It is recommended the FF and LRFA works with Thurmaston PC and the club to ensure the appropriately sized pitches and goals are being provided for the site.</p>




SITE NAME	SUB-AREA AND LOCATION	PITCH SUPPLY	AVAILABILITY / SECURITY OF COMMUNITY USE	NON-TECHNICAL ASSESSMENT RATING	CAPACITY FOR COMMUNITY USE (MATCH EQUIVALENTS)	JUSTIFICATION FOR PROTECTION (PR) ENHANCEMENT (E) OR PROVISION (PV)
JUBILEE PLAYING FIELDS	Rural South East – 56 Long Furrow, East Goscote, Leicester, LE7 3ZL	1 x Adult 11 v 11 1 x Mini 7 v 7	Available – Secured	Standard	<p>2.0 – Overall</p> <p>2.0 – Adult 11 v 11 -2.0 – Youth 11 v 11 -1.0 – Youth 9 v 9 3.0 – Mini 7 v 7</p> <p>(Site is at capacity at peak times for Youth football)</p>	<p>PR: The site should be protected as playing fields in the Local Plan. The site is used by East Goscote Juniors FC and East Goscote United.</p> <p>E: It is recommended that the FF and LF works with East Goscote PC and the club to improve the maintenance on the site in order to address the poor drainage on site and to increase carrying capacity. It is recommended that an FA pitch assessor visits the site to identify what maintenance procedures would be most effective. It is recommended the FF and LRFA work with the PC and the club to identify sources of funding for any additional maintenance works.</p> <p>It is recommended the pitch be re-sized to be more appropriate for the current nature of its use.</p> <p>PV: It is recommended the FF and LRFA work with the PC and the club to ensure the appropriately sized goals are being provided for the site.</p>
KING GEORGE'S FIELD	Charnwood Forest – Main Street, Woodhouse Eaves, Loughborough, LE12 8RZ	1 x Adult 11 v 11	Available – Secured	Standard	<p>1 – Overall</p> <p>1.0 – Adult 11 v 11</p> <p>(Site is at capacity at peak times for Adult 11 v 11 football)</p>	<p>PR: The site should be protected as playing fields in the Local Plan. The site is used for adult football by Woodhouse Imperial.</p> <p>E: It is recommended that the FF and LRFA work with Woodhouse PC to identify an improvement maintenance regime to address the poor quality of drainage on the site. It is recommended the FF and LRFA assist the PC to identify sources of funding for any additional maintenance requirements.</p>




SITE NAME	SUB-AREA AND LOCATION	PITCH SUPPLY	AVAILABILITY / SECURITY OF COMMUNITY USE	NON-TECHNICAL ASSESSMENT RATING	CAPACITY FOR COMMUNITY USE (MATCH EQUIVALENTS)	JUSTIFICATION FOR PROTECTION (PR) ENHANCEMENT (E) OR PROVISION (PV)
						<p>It is also recommended the ancillary facilities of the site be fully refurbished. It is recommended the FF and LRFA work with the ECB and the PC to identify funding for refurbishing this facility.</p> <p>PV: No further provision has been identified for this site</p>
KING GEORGE'S PLAYING FIELD	Wycliffe Avenue, Barrow-upon-Soar, Loughborough, LE12 8QH	1 x Adult 11 v 11	Available – Secured	Standard	2.0 – Adult 11 v 11	<p>PR: The site should be protected as playing fields in the Local Plan. No affiliated demand has been identified on this site by this study. It is recommended this site be designated and protected as open space in the Local Plan.</p> <p>E: No further enhancement has been identified for this site</p> <p>PV: No further provision has been identified for this site</p>
LIMEHURST ACADEMY	Loughborough – Bridge Street, Loughborough, LE11 1NH	1 x Youth 9 v 9 1 x Mini 7 v 7	Available – Unsecured	Standard	<p>5.0 – Overall</p> <p>2.0 – Youth 9 v 9 3.0 – Mini 7 v 7</p>	<p>PR: The site should be protected as playing fields in the Local Plan. The site is not used by the community but is used by the school for PE and school fixtures.</p> <p>E: It is recommended that the maintenance on the pitches is improved to address poor drainage and the lack of grass coverage on the site. It is recommended that the FF and LRFA work with the school to identify what additional maintenance procedures are required by the site.</p> <p>PV: No further provision has been identified for this site</p>




SITE NAME	SUB-AREA AND LOCATION	PITCH SUPPLY	AVAILABILITY / SECURITY OF COMMUNITY USE	NON-TECHNICAL ASSESSMENT RATING	CAPACITY FOR COMMUNITY USE (MATCH EQUIVALENTS)	JUSTIFICATION FOR PROTECTION (PR) ENHANCEMENT (E) OR PROVISION (PV)
LITTLE HAW LANE PLAYING FIELDS	Shepshed– Hathern – Little Haw Lane, Shepshed, Loughborough, LE12 9LN	2 x Adult 11 v 11	Available – Secured	Standard	2 – Overall 2.5 – Adult 11 v 11 -0.5 – Youth 11 v 11	<p>PR: The site should be protected as playing fields in the Local Plan. The site is used by Shepshed Amateurs FC and Ingles FC for adult football. Loughborough Dynamo also use the site for their under 13s team.</p> <p>E: It is recommended the FF and LRFA work with Shepshed Town Council to address the unevenness of the site. It is recommended the FF and LRFA work with the town council to identify funding sources for this work .</p> <p>PV: No further provision has been identified for this site</p>
LODGE FARM SPORTS GROUND	Loughborough – Oakley Drive, Loughborough, LE11 3LF	2 x Adult 11 v 11	Available – Secured	Standard	3.5 – Adult 11 v 11	<p>PR: The site should be protected as playing fields in the Local Plan. The site is used by Loughborough United FC for adult football.</p> <p>E: Users of the site reported “Graffiti on changing room, broken exterior panelling and fire damage to changing room door”. It is recommended that Charnwood Borough Council invests in better protection from antisocial behaviour for the site.</p> <p>It is also recommended that the ancillary facilities be refurbished to repair the damage caused by antisocial behaviour in the past.</p> <p>PV: No further provision has been identified for this site.</p>




SITE NAME	SUB-AREA AND LOCATION	PITCH SUPPLY	AVAILABILITY / SECURITY OF COMMUNITY USE	NON-TECHNICAL ASSESSMENT RATING	CAPACITY FOR COMMUNITY USE (MATCH EQUIVALENTS)	JUSTIFICATION FOR PROTECTION (PR) ENHANCEMENT (E) OR PROVISION (PV)
LOUGHBOROUGH COLLEGE (THE RADMOOR CENTRE)	Loughborough – LE11 3BT	1 x 3G AGP (full-size)	Available – Secured	Standard	NA	<p>PR: The site should be protected as playing fields in the Local Plan. The site is used by Loughborough Churches for matches and Loughborough Foxes for training as well as for casual, unaffiliated use and by the school for PE and school fixtures.</p> <p>E: No further enhancement has been identified for this site.</p> <p>PV: No further provision has been identified for this site.</p>
LOUGHBOROUGH DYNAMO FC	Loughborough – Watermead Lane LE11 3TN	2 x Adult 11 v 11	Available – Secured	Good	<p>4.0 – Overall</p> <p>4.5 – Adult 11 v 11 -0.5 – Youth 11 v 11</p> <p>(Site is at capacity at peak time of Saturday PM)</p>	<p>PR: The site should be protected as playing fields in the Local Plan. The site is used by Loughborough Dynamo FC for Adult 11 v 11 and U18's football and Loughborough College ladies team.</p> <p>E: It is recommended the FF and LRFA work with Charnwood Borough Council and the club to refurbish the ancillary facilities and identify funding sources to enable this work to be undertaken.</p> <p>PV: No further provision has been identified for this site at present. However, the club has reported that it has ambitions to replace the stadium pitch with a FIFA quality 3G AGP. It is recommended that the FF and LRFA continues to work with the club and Charnwood Borough Council to monitor the ongoing need for this facility. However, the current level of reported use and the spare capacity of pitches in the area means there is little evidence supporting the prioritisation of this project.</p>




SITE NAME	SUB-AREA AND LOCATION	PITCH SUPPLY	AVAILABILITY / SECURITY OF COMMUNITY USE	NON-TECHNICAL ASSESSMENT RATING	CAPACITY FOR COMMUNITY USE (MATCH EQUIVALENTS)	JUSTIFICATION FOR PROTECTION (PR) ENHANCEMENT (E) OR PROVISION (PV)
LOUGHBOROUGH HIGH SCHOOL	Loughborough – Burton Walks, Loughborough, LE11 2DU	3 x Mini 7 v 7 1 x Sand-Based AGP	Available – Unsecured (AGP secured)	Good	18.0 – Mini 7 v 7	<p>PR: The site should be protected as playing fields in the Local Plan. No formal demand has been identified on the site’s mini pitches, but they are understood to be used by the school for PE use.</p> <p>E: No further enhancement has been identified for this site.</p> <p>PV: No further provision has been identified for this site.</p>
LOUGHBOROUGH UNIVERSITY	Loughborough – Loughborough, LE11 3TU	6 x Adult 11 v 11 1 x Sand-Based AGP 4 x 3G AGP	Not available – Unsecured (AGPs are available on an unsecured basis)	Good	24.0 – Adult 11 v 11	<p>PR: The site should be protected as playing fields in the Local Plan. No community demand has been identified on the grass pitches for this site. However, Burton Falcons have been identified as using the site’s AGPs for their training along with the student teams.</p> <p>E: No further enhancement has been identified for this site.</p> <p>PV: No further provision has been identified for this site.</p>
MAPLEWELL HALL SCHOOL	Charnwood Forest – Maplewell Road, Woodhouse Eaves, Loughborough, LE12 8QY	1 x Youth 9 v 9	Not available – Unsecured	Standard	4.0 – Youth 9 v 9	<p>PR: The site should be protected as playing fields in the Local Plan. The site is not used for community use at present, however, the site is reported to be used for PE and the school own fixtures.</p> <p>E: No further enhancement has been identified for this site.</p> <p>PV: No further provision has been identified for this site.</p>




SITE NAME	SUB-AREA AND LOCATION	PITCH SUPPLY	AVAILABILITY / SECURITY OF COMMUNITY USE	NON-TECHNICAL ASSESSMENT RATING	CAPACITY FOR COMMUNITY USE (MATCH EQUIVALENTS)	JUSTIFICATION FOR PROTECTION (PR) ENHANCEMENT (E) OR PROVISION (PV)
MEADOW LANE (SITE 1) (NORTH OF SITE 3)	Soar Valley – Meadow Lane, Birstall, Leicester, LE4 4FN	No pitches present at the time of assessment	Unavailable – Secured	NA	NA	<p>PR: The site should be protected as playing fields in the Local Plan. The site has been leased for Charnwood Borough Council by Birstall United Juniors but was not in a usable condition at the time of assessment.</p> <p>E: The club reports that this additional field is vital to adding capacity to the site at peak times. It is recommended that the FF, LRFA and Charnwood Borough Council work with the club to install this pitch as soon as possible and support the club in identifying funding streams for its maintenance. This is necessary as this additional pitch will help to address the Youth 11 v 11 capacity issues on Meadow Lane (Site 2).</p> <p>PV: The FF and LRFA should ensure any pitches installed on this site have the appropriately sized goals for competitive use.</p>
MEADOW LANE (SITE 2) (WEST OF SITE 3)	Soar Valley – Meadow Lane, Birstall, Leicester LE4 4FN	1 x Youth 11 v 11 1 x Youth 9 v 9 1 x Mini 7 v 7	Available – Secured	Standard	<p>4 – Overall</p> <p>0 – Youth 11 v 11 because site is at capacity for this type of use 1.0 – Youth 9 v 9 3.0 – Mini 7 v 7</p> <p>(Site is at capacity at peak times for Youth football)</p>	<p>PR: The site should be protected as playing fields in the Local Plan. The site is used by Birstall Juniors FC for ages U9–15.</p> <p>E: It is recommended that the FF and LRFA support the club's volunteer groundsman and identify the appropriate maintenance procedures to address the drainage issues on the site. It is also recommended the FF and LRFA work with the club to identify sources for funding any additional maintenance identified.</p> <p>PV: It is recommended that the FF and LRFA support the club in replacing the ancillary facility on the site with a facility that is adequate for the club's needs.</p>




SITE NAME	SUB-AREA AND LOCATION	PITCH SUPPLY	AVAILABILITY / SECURITY OF COMMUNITY USE	NON-TECHNICAL ASSESSMENT RATING	CAPACITY FOR COMMUNITY USE (MATCH EQUIVALENTS)	JUSTIFICATION FOR PROTECTION (PR) ENHANCEMENT (E) OR PROVISION (PV)
MEADOW LANE (SITE 3) (BIRSTALL UNITED FC – STADIUM)	Soar Valley – Meadow Lane, Birstall, Leicester LE4 4FN	1 x Adult 11 v 11	Available – Secured	Good	<p>1.5 – Overall</p> <p>1.5 – Adult 11 v 11</p> <p>(Site is at capacity at peak times for Adult 11 v 11 football)</p>	<p>PR: The site should be protected as playing fields in the Local Plan. The site is used by Birstall United's adult teams and by the "Old Boys" team.</p> <p>E: The ancillary facilities are showing some signs of disrepair. It is recommended the club works with the FF and LRFA to identify opportunities for funding cosmetic refurbishment of the ancillary facilities.</p> <p>PV: No further provision has been identified for this site.</p>
MEMORIAL GROUND	Soar Valley – Necton Street, Syston, Leicester, LE7 1HF	2 x Adult 11 v 11 2 x Youth 9 v 9 1 x Mini 7 v 7	Available – Secured	Good	<p>13.0 – Overall</p> <p>4.5 – Adult 11 v 11 -2.5 – Youth 11 v 11 6.5 – Youth 9 v 9 2.0 – Mini 7 v 7</p> <p>(Site is at capacity at peak times for Youth football)</p>	<p>PR: The site should be protected as playing fields in the Local Plan. The site is used by Syston Brookside FC and Kirkland for Adult 11 v 11 football. The site is also used by Syston Town Juniors for ages U9–U18.</p> <p>E: It is recommended the FF, LRFA, Charnwood Borough Council work with Syston Parish Council to refurbish and extend the ancillary facility (including changing) so that it meets FF specifications. It is recommended that the FF, LRFA and Charnwood Borough Council work with the PC to identify funding sources for this enhancement. It is recommended that the car park should be extended to accommodate more cars at peak time.</p> <p>PV: It is recommended that Syston PC improves signage and dedicated bins to address the dog-fouling issue on this site.</p> <p>It is recommended the FF and the LRFA work with the PC and the clubs using the site to ensure appropriately sized goals are available on the site for Youth 11 v 11 matches.</p>




SITE NAME	SUB-AREA AND LOCATION	PITCH SUPPLY	AVAILABILITY / SECURITY OF COMMUNITY USE	NON-TECHNICAL ASSESSMENT RATING	CAPACITY FOR COMMUNITY USE (MATCH EQUIVALENTS)	JUSTIFICATION FOR PROTECTION (PR) ENHANCEMENT (E) OR PROVISION (PV)
MEMORIAL PARK	Soar Valley – Seagrave Road, Sileby, Loughborough, LE12 7TP	2 x Adult 11 v 11 2 x Youth 9 v 9	Available – Secured	Good	<p>9 – Overall</p> <p>5.0 – Adult 11 v 11 -1.0 – Youth 11 v 11 7.0 – Youth 9 v 9 -1.0 – Mini 7 v 7 -1.0 – Mini 5 v 5</p> <p>(at capacity for Youth football)</p>	<p>PR: The site should be protected as playing fields in the Local Plan. The site is used by Sileby Juniors for ages U7–16. The site is used by Sileby Victoria for Adult 11 v 11 matches.</p> <p>E: It is recommended that the maintenance on the pitches is improved to address poor drainage and the lack of grass coverage on the site. It is recommended that the FF and LRFA work with Sileby PC to identify what additional maintenance procedures are required by the site.</p> <p>PV: No further provision has been identified for this site.</p>




SITE NAME	SUB-AREA AND LOCATION	PITCH SUPPLY	AVAILABILITY / SECURITY OF COMMUNITY USE	NON-TECHNICAL ASSESSMENT RATING	CAPACITY FOR COMMUNITY USE (MATCH EQUIVALENTS)	JUSTIFICATION FOR PROTECTION (PR) ENHANCEMENT (E) OR PROVISION (PV)
MEMORIAL RECREATION GROUND	Soar Valley – Leicester Road, Mountsorrel, Loughborough, LE12 7DB	1 x Adult 11 v 11	Available – Secured	Standard	<p>-2 – Overall</p> <p>0.0 – Adult 11 v 11 -1.5 – Youth 11 v 11 -0.5 – Youth 9 v 9</p> <p>(Site is at capacity at peak times for Adult 11 v 11 and Youth football)</p>	<p>PR: The site should be protected as playing fields in the Local Plan. The site is used by Mountsorrel Amateurs for adult football and Mountsorrel Juniors from U11–13s</p> <p>E: The site is currently operating 2 match equivalents over capacity. It is recommended that the FF and LRFA work with the club to identify additional maintenance procedures that could be added to increase the pitch quality rating to Good and therefore increase capacity to meet current demand.</p> <p>PV: It is recommended that a feasibility study is undertaken to explore the possibility of adding an additional pitch to the south of the existing pitch (recommended to be either a Youth 11 v 11 or Adult 11 v 11 pitch) to increase capacity on the site, including adding strategic capacity to allow the clubs using this site to continue to grow. This would require significant investment into this land to convert it into an appropriate surface for football, and provide appropriate infrastructure e.g. car parking. Parking for the Memorial Hall is already having to be provided at Soar Valley Leisure Centre (on the grass area (Memorial Park)), so prior to this investment progressing, there would be a need to confirm all parking requirements could be met on or near to the site, if an additional pitch was added, and that there is actually space to develop an additional pitch.</p> <p>It is recommended the FA and LRFA work with the club and the War Memorial Trust to identify sources of funding for this project.</p>




SITE NAME	SUB-AREA AND LOCATION	PITCH SUPPLY	AVAILABILITY / SECURITY OF COMMUNITY USE	NON-TECHNICAL ASSESSMENT RATING	CAPACITY FOR COMMUNITY USE (MATCH EQUIVALENTS)	JUSTIFICATION FOR PROTECTION (PR) ENHANCEMENT (E) OR PROVISION (PV)
NANPANTAN SPORTS GROUND	Loughborough – Watermead Lane, Loughborough, LE11 3TN	3 x Adult 11 v 11 1 x Youth 9 v 9 1 x Mini 7 v 7	Available – Secured	Standard	<p>5.0 – Overall</p> <p>5.5 – Adult 11 v 11 -1.0 – Youth 11 v 11 1.5 – Youth 9 v 9 4 – Mini 7 v 7 -1 – Mini 5 v 5</p>	<p>PR: The site should be protected as playing fields in the Local Plan. The site is used by Falcons for adult football and by Loughborough Emmanuel Youth FC for ages U8, U11, U13, U14 and U18.</p> <p>E: Loughborough Dynamo FC has reported that they will seek to hire pitches at Nanpantan to accommodate the growth of their club next season. It is therefore recommended that Charnwood Borough Council works closely with IDverde and the clubs to ensure the maintenance procedures currently being undertaken are adequate to support this additional demand. It is recommended that the ancillary facilities servicing the pitches be refurbished to FF specifications to reflect the site’s importance as a football hub.</p> <p>PV: No further provision has been identified for this site.</p>
NEWARK ROAD	Soar Valley – Newark Road, Thurmaston, LE4 8EJ	1 x Adult 11 v 11	Available – Secured	Poor	1.0 – Adult 11 v 11	<p>PR: No community demand has been identified for this site by this study. It is recommended that this site should be protected as Open Space as part of the Local Plan.</p> <p>E: No further enhancement has been identified for this site.</p> <p>PV: No further provision has been identified for this site.</p>




SITE NAME	SUB-AREA AND LOCATION	PITCH SUPPLY	AVAILABILITY / SECURITY OF COMMUNITY USE	NON-TECHNICAL ASSESSMENT RATING	CAPACITY FOR COMMUNITY USE (MATCH EQUIVALENTS)	JUSTIFICATION FOR PROTECTION (PR) ENHANCEMENT (E) OR PROVISION (PV)
PASTURE LANE PLAYING FIELDS	Shepshed–Hathern – Pasture Lane, Hathern, Loughborough, LE12 5LJ	1 x Adult 11 v 11	Available – Secured	Standard	2.0 – Adult 11 v 11	<p>PR: The site should be protected as playing fields in the Local Plan. No community use of this pitch has been identified by the study – however, the site is used by a cricket club in the summer.</p> <p>E: No further enhancement has been identified for this site.</p> <p>PV: No further provision has been identified for this site.</p>
PASTURE LANE PLAYING FIELDS (SITE 2)	Shepshed–Hathern – Pasture Lane, Hathern, Loughborough, LE12 5LJ	1 x Adult 11 v 11	Available–Secured	Good	1.0 – Adult 11 v 11 (Site is at capacity at peak times for Adult 11 v 11 football)	<p>PR: The site should be protected as playing fields in the Local Plan. The site is used by Hathern FC for adult football matches and training.</p> <p>E: No further enhancement has been identified for this site.</p> <p>PV: The changing rooms for this site are currently temporary cabins. It is recommended that the FF and LRFA work with the club and Hathern PC to identify funding sources to finance this project.</p>
QUORN PLAYING FIELDS (LOUGHBOROUGH ENDOWED SCHOOLS)	Soar Valley – 43 The Sports Pavilion, Woodhouse Road, Quorn, Loughborough, LE12 8AJ	4 x Adult 11 v 11	No community use – Unsecured	Good	12.0 – Adult 11 v 11	<p>PR: The site should be protected as playing fields in the Local Plan. There is no community use of this site recorded by this study; however, the site is well-used by the Loughborough Endowed Schools for PE and school fixtures.</p> <p>E: No further enhancement has been identified for this site.</p> <p>PV: No further provision has been identified for this site.</p>




SITE NAME	SUB-AREA AND LOCATION	PITCH SUPPLY	AVAILABILITY / SECURITY OF COMMUNITY USE	NON-TECHNICAL ASSESSMENT RATING	CAPACITY FOR COMMUNITY USE (MATCH EQUIVALENTS)	JUSTIFICATION FOR PROTECTION (PR) ENHANCEMENT (E) OR PROVISION (PV)
RATCLIFFE COLLEGE	Rural South East – Fosse Way, Ratcliffe-on-the-Wreake, Leicester, LE7 4SG	4 x Adult 11 v 11 3 x Mini 7 v 7 2 x Sand-Based AGP	No community use – Unsecured	Good	30.0 – Overall 12 – Adult 11 v 11 18 – Mini 7 v 7	<p>PR: The site should be protected as playing fields in the Local Plan. There is no community use of this site recorded by this study; however, the site is well-used by the college for PE and school fixtures.</p> <p>E: No further enhancement has been identified for this site.</p> <p>PV: No further provision has been identified for this site.</p>
RAWLINS ACADEMY	Soar Valley – Loughborough Road, Quorn, Loughborough, LE12 8DY	2 x Adult 11 v 11 1 x Youth 9 v 9 5 x Mini 7 v 7 1 x 3G AGP (full-size)	Available – Secured	Standard	14.0 – Overall 1.5 – Adult 11 v 11 -4.0 – Youth 11 v 11 0.5 – Youth 9 v 9 17.0 – Mini 7 v 7 -1.0 – Mini 5 v 5 (Site is at capacity at peak times for Adult 11 v 11 football)	<p>PR: The site should be protected as playing fields in the Local Plan. The site is used by Quorn Juniors FC for U7s–Adults. The site is also used for adult football by CSKA Carnabys, Mountsorrel FC and Quorn Royals 2008.</p> <p>E: The site is currently operating over capacity for 11 v 11 pitches by 2.5 match equivalents per week. It is therefore recommended that the pitches be reconfigured to add 2 additional 11 v 11 pitches at the expense of the mini pitches. The mini capacity lost by this measure can be made up for through over-marking or by using the AGP for mini soccer matches.</p> <p>It is also recommended that in order to add reserve capacity to the site and allow Quorn Juniors to continue growing, that the maintenance of the site be increased to produce a good pitch rating. It is recommended that the FF and the LRFA work with Quorn Juniors and the Academy to identify what maintenance procedures should be added to the regime and identify potential funding sources to help finance these additional maintenance procedures.</p>




SITE NAME	SUB-AREA AND LOCATION	PITCH SUPPLY	AVAILABILITY / SECURITY OF COMMUNITY USE	NON-TECHNICAL ASSESSMENT RATING	CAPACITY FOR COMMUNITY USE (MATCH EQUIVALENTS)	JUSTIFICATION FOR PROTECTION (PR) ENHANCEMENT (E) OR PROVISION (PV)
						<p>Ideally changing rooms should be available on site; Quorn Juniors is currently exploring options to develop this provision.</p> <p>PV: It is recommended the FF and the LRFA ensure the site has the appropriate goals to meet the demands of clubs using the site. The FF and the LRFA should work with the clubs and the school to identify funding for this.</p>
REARSBY ROAD	Rural South East – Rearsby Road, Queniborough, Leicester, LE7 3DH	1 x Adult 11 v 11	Available – Secured	Standard	0.5 – Adult 11 v 11	<p>PR: The site should be protected as playing fields in the Local Plan. The site is used by Queniborough FC and Syston Town Juniors for adult football.</p> <p>E: It is recommended the FF and LRFA work with the clubs and Queniborough PC to identify funding to level the pitch from its significant undulation.</p> <p>It is recommended the FF and the LRFA work with the club and PC to upgrade the quality of the ancillary facilities to FF specifications.</p> <p>PV: No further provision has been identified for this site.</p>
RENDELL PRIMARY SCHOOL	Loughborough – Loughborough LE11 1LJ	1 x Mini 7 v 7	Not available – Unsecured	Poor	2.0 – Mini 7 v 7	<p>PR: The site should be protected as playing fields in the Local Plan. There is no community use of this site recorded by this study; however, the site is well-used by the school for PE and school fixtures.</p> <p>E: No further enhancement has been identified for this site.</p> <p>PV: No further provision has been identified for this site.</p>




SITE NAME	SUB-AREA AND LOCATION	PITCH SUPPLY	AVAILABILITY / SECURITY OF COMMUNITY USE	NON-TECHNICAL ASSESSMENT RATING	CAPACITY FOR COMMUNITY USE (MATCH EQUIVALENTS)	JUSTIFICATION FOR PROTECTION (PR) ENHANCEMENT (E) OR PROVISION (PV)
RIVERSIDE ACADEMY	Soar Valley – Wanlip Lane, Birstall, Leicester, LE4 4JU	1 x Mini 7 v 7	Not available – Unsecured	Poor	2.0 – Mini 7 v 7	<p>PR: The site should be protected as playing fields in the Local Plan. There is no community use of this site recorded by this study; however, the site is well-used by the school for PE and school fixtures.</p> <p>E: No further enhancement has been identified for this site.</p> <p>PV: No further provision has been identified for this site.</p>
RIVERSIDE PARK	Soar Valley – Barrow Road, Quorn, Loughborough, LE12 8EN	2 x Adult 11 v 11 1 x Youth 9 v 9 2 x Mini 7 v 7	Available – Secured	Good	<p>17.0 – Overall</p> <p>5.0 – Adult 11 v 11 4.0 – Youth 9 v 9 8.0 – Mini 7 v 7 -1 – Mini 5 v 5</p>	<p>PR: The site should be protected as playing fields in the Local Plan. The site is used by Barrow Town FC for all their football activity.</p> <p>E: No further enhancement has been identified for this site.</p> <p>PV: No further provision has been identified for this site.</p>
ROBERT BAKEWELL PRIMARY SCHOOL	Loughborough – Barsby Drive, Loughborough LE11 5UJ	1 x Youth 11 v 11 1 x Youth 9 v 9	Not available – Unsecured	Poor	<p>2.0 – Overall</p> <p>1.0 – Youth 11 v 11 1.0 – Youth 9 v 9</p>	<p>PR: The site should be protected as playing fields in the Local Plan. There is no community use of this site recorded by this study; however, the site is well used by the school for PE and school fixtures.</p> <p>E: No further enhancement has been identified for this site.</p> <p>PV: No further provision has been identified for this site.</p>




SITE NAME	SUB-AREA AND LOCATION	PITCH SUPPLY	AVAILABILITY / SECURITY OF COMMUNITY USE	NON-TECHNICAL ASSESSMENT RATING	CAPACITY FOR COMMUNITY USE (MATCH EQUIVALENTS)	JUSTIFICATION FOR PROTECTION (PR) ENHANCEMENT (E) OR PROVISION (PV)
ROTHLEY C OF E PRIMARY SCHOOL	Soar Valley – Burrow Drive, Rothley, Leicester, LE7 7RZ	2 x Mini 7 v 7	Available – Unsecured	Good	12.0 – Mini 7 v 7	<p>PR: The site should be protected as playing fields in the Local Plan. There is no community use of this site recorded by this study; however, the site is well used by the school for PE and school fixtures.</p> <p>E: No further enhancement has been identified for this site.</p> <p>PV: No further provision has been identified for this site.</p>
ROTHLEY SPORTS & SOCIAL CLUB	Soar Valley – Loughborough Road, Rothley, Loughborough, LE7 7NL	2 x Adult 11 v 11	Available – Secured	Good	<p>4.0 – Overall</p> <p>-2 – Youth 11 v 11</p> <p>(Site is at capacity at peak times for Youth football)</p>	<p>PR: The site should be protected as playing fields in the Local Plan. The site is used by Rothley Imps Junior U13s and U15s.</p> <p>E: It is recommended the FF and LRFA work with the club and Rothley PC to upgrade the changing facilities to FF specifications. It is recommended the FF and LRFA work with the club and PC to identify sources for funding to upgrade this facility to make it adequate for the club's use.</p> <p>PV: It is recommended the FF and LRFA help the club and PC by assisting them in adding DDA-compliant facilities to the site's ancillary facilities.</p>
SCHOOL LANE PLAYING FIELD FIELDS	Soar Valley – School Lane, Birstall, Leicester, LE4 4EA	3 x Adult 11 v 11 1 x Youth 11 v 11	Available – Secured	Good	<p>10.5 – Overall</p> <p>7 – Adult 11 v 11 3.5 – Youth 11 v 11</p>	<p>PR: The site should be protected as playing fields in the Local Plan. The site is used by Birstall Royal British Legion and Birstall Stamford for adult football. The site is also used by Birstall United Juniors.</p> <p>E: No further enhancement has been identified for this site.</p> <p>PV: No further provision has been identified for this site.</p>




SITE NAME	SUB-AREA AND LOCATION	PITCH SUPPLY	AVAILABILITY / SECURITY OF COMMUNITY USE	NON-TECHNICAL ASSESSMENT RATING	CAPACITY FOR COMMUNITY USE (MATCH EQUIVALENTS)	JUSTIFICATION FOR PROTECTION (PR) ENHANCEMENT (E) OR PROVISION (PV)
SILEBY TOWN FC	Soar Valley – 25 Southfield Avenue, Loughborough, LE12 7WN	1 x Adult 11 v 11	Available – Secured	Good	2.5 – Adult 11 v 11 (Site is at capacity at peak times for Adult 11 v 11 football)	PR: The site should be protected as playing fields in the Local Plan. The site is used by Sileby Town FC. E: No further enhancement has been identified for this site. PV: No further provision has been identified for this site.
SOAR VALLEY LEISURE CENTRE	Soar Valley – OFF KINGFISHER ROAD, MOUNTSORREL, LE12 7FG	1 x Sand-Based AGP (full-size)	Available – Secured	Standard	No further provision	PR: The site should be protected as playing fields in the Local Plan. The site caters for informal football demand. E: It is recommended that Charnwood Borough Council and England Hockey replace the surface of the AGP with a sand-dressed surface as soon as possible as the current surface is over 10 years old and showing signs of age. PV: No further provision has been identified by this site.
THE CEDARS ACADEMY	Soar Valley – Wanlip Lane, Birstall, Leicester, LE4 4GH	3 x Youth 11 v 11 1 x Youth 9 v 9	Available – Unsecured	Poor	3.5 – Overall -1.0 – Adult 11 v 11 3.0 – Youth 11 v 11 1.0 – Youth 9 v 9	PR: The site should be protected as playing fields in the Local Plan. The site is used by Groby Town 2013 and Fairfield Athletic FC. as well as for PE and school fixtures. E: It is recommended the FF and the LRFA work with the Academy to improve the quality of the maintenance on the pitches. The Academy is understood to have a longstanding application for a 3G pitch on the site. The most recent application is for a small-sided pitch to be installed. It is recommended that the pitch be a full-sized 3G pitch to better meet the strategic needs of the FA and FF.




SITE NAME	SUB-AREA AND LOCATION	PITCH SUPPLY	AVAILABILITY / SECURITY OF COMMUNITY USE	NON-TECHNICAL ASSESSMENT RATING	CAPACITY FOR COMMUNITY USE (MATCH EQUIVALENTS)	JUSTIFICATION FOR PROTECTION (PR) ENHANCEMENT (E) OR PROVISION (PV)
						<p>It is recommended that this option should be supported as it presents a realistic opportunity to create a new securely available 3G pitch in Soar Valley.</p> <p>PV: No further provision has been identified for this site.</p>
THE DOVECOTE STADIUM	Shepshed–Hathern – Butt Hole Lane, Shepshed, Loughborough, LE12 9BN	1 x Adult 11 v 11	Available – Secured	Standard	<p>0.5 – Overall</p> <p>1.0 – Adult 11 v 11 -0.5 – Youth 11 v 11</p> <p>(Site is at capacity at peak times for Adult 11 v 11 football)</p>	<p>PR: The site should be protected as playing fields in the Local Plan. The site is used by Shepshed Dynamo FC and Ingles FC.</p> <p>E: It is recommended that the condition of the ancillary facilities be upgraded. It is recommended that the FF and LRFA work with the club to identify finances and resources to refurbish the changing rooms and boiler.</p> <p>PV: No further provision has been identified for this site.</p>
THE MARTIN HIGH SCHOOL	Charnwood Forest – Link Road, Anstey, Leicester, LE7 7EB	2 x Youth 11 v 11 1 x Youth 9 v 9	Available – Unsecured	Poor	<p>1.0 – Overall</p> <p>0.0 – Youth 11 v 11 1.0 – Youth 9 v 9</p> <p>(Site is at capacity at peak times for Youth 11 v 11 football)</p>	<p>PR: The site should be protected as playing fields in the Local Plan. The site is used by Anstey Swifts FC and the school for PE and school matches</p> <p>E: It is recommended that the FF and the LRFA work with the school and the club to improve the quality of the maintenance of pitches. This will improve the drainage and carrying capacity of the site as well as improve the quality of the site for users. The FF and LRFA should work with the club and school to identify what procedures should be added to the maintenance regime and the potential sources of funding for this project.</p>




SITE NAME	SUB-AREA AND LOCATION	PITCH SUPPLY	AVAILABILITY / SECURITY OF COMMUNITY USE	NON-TECHNICAL ASSESSMENT RATING	CAPACITY FOR COMMUNITY USE (MATCH EQUIVALENTS)	JUSTIFICATION FOR PROTECTION (PR) ENHANCEMENT (E) OR PROVISION (PV)
						PV: No further provision has been identified for this site
THE ROUNDHILL ACADEMY SPORTS GROUND	Soar Valley – Melton Road, Thurmaston, Leicester, LE4 8GQ	2 x Youth 11 v 11 2 x Youth 9 v 9	Available – Unsecured	Standard	7.5 – Overall -0.5 – Adult 11 v 11 4.0 – Youth 11 v 11 4.0 – Youth 9 v 9	PR: The site should be protected as playing fields in the Local Plan. The site is used by Thurmaston Conservative Club for adult football as well as the school for PE and school fixtures. E: No further enhancement has been identified for this site. PV: No further provision has been identified for this site.
TOWLES FIELD	The Wolds – Towles Fields, Burton-on-the-Wolds, Loughborough, LE12 5TD	1 x Adult 11 v 11	Available – Secured	Standard	1.0 – Adult 11 v 11 (Site is at capacity at peak times for Adult 11 v 11 football)	PR: The site should be protected as playing fields in the Local Plan. The site is used by Burton FC and Loughborough Emmanuel FC for adult football. E: It is recommended that the FF and the LRFA work with the Playing Fields Association and the clubs to address the poor drainage on site by improving the quality of the maintenance of pitches. The FF and LRFA should work with the club and the Playing Fields Association to identify what procedures should be added to the maintenance regime and the potential sources of funding for this project. It is recommended that the FF and the LRFA work with the club and the Playing Fields Association to identify funding sources to upgrade the changing facilities to FF standards. PV: No further provision has been identified for this site.



SITE NAME	SUB-AREA AND LOCATION	PITCH SUPPLY	AVAILABILITY / SECURITY OF COMMUNITY USE	NON-TECHNICAL ASSESSMENT RATING	CAPACITY FOR COMMUNITY USE (MATCH EQUIVALENTS)	JUSTIFICATION FOR PROTECTION (PR) ENHANCEMENT (E) OR PROVISION (PV)
WELBECK DEFENCE SIXTH FORM COLLEGE	Charnwood Forest – Forest Road, Woodhouse, Loughborough, LE12 8WD	5 x Adult 11 v 11 1 x Mini 7 v 7 1 x Mini 5 v 5 1 x Sand-Based AGP (full-size)	Available – Unsecured	Good	25.5 – Overall 13.5 – Adult 11 v 11 6.0 – Mini 7 v 7 6.0 – Mini 5 v 5	<p>PR: The site should be protected as playing fields in the Local Plan. The site is used by Loughborough Foxes for Adult 11 v 11 football as well as by the college for PE and internal fixtures.</p> <p>E: It is recommended that the FF and LRFA work with the club and the college to gain long-term security of tenure on the site.</p> <p>PV: No further provision has been identified for this site.</p>
WOODBROOK VALE HIGH SCHOOL	Loughborough – Grasmere Road, Loughborough, LE11 2ST	2 x Adult 11 v 11 1 x Youth 11 v 11 1 x Youth 9 v 9	Available – Unsecured	Standard	5.5 – Overall 4.0 – Adult 11 v 11 0 – Youth 11 v 11 1.5 – Youth 9 v 9 (Site is at capacity at peak times for Youth football)	<p>PR: The site should be protected as playing fields in the Local Plan. The site is used by Loughborough Foxes for U11s and U13s–U16s as well as PE and school fixtures.</p> <p>E: It is recommended that the FF and the LRFA work with the school and the club to address the poor drainage on-site by improving the quality of the maintenance of pitches. The FF and LRFA should work with the club and the school to identify what procedures should be added to the maintenance regime and the potential sources of funding for this project.</p> <p>It is also recommended that the FF and LRFA help the school to identify funding streams for replacing rusted goal posts.</p> <p>PV: It is recommended Charnwood Borough Council works with the school to work on anti-vandalism measures to prevent further damage to the site.</p>




SITE NAME	SUB-AREA AND LOCATION	PITCH SUPPLY	AVAILABILITY / SECURITY OF COMMUNITY USE	NON-TECHNICAL ASSESSMENT RATING	CAPACITY FOR COMMUNITY USE (MATCH EQUIVALENTS)	JUSTIFICATION FOR PROTECTION (PR) ENHANCEMENT (E) OR PROVISION (PV)
WREAKE VALLEY ACADEMY	Soar Valley – Parkstone Road, Syston, Leicester, LE7 1LY	3 x Adult 11 v 11 1 x Youth 9 v 9 2 x Mini 7 v 7 1 x 3G AGP	Available – Unsecured (secured use of the 3G)	Standard	<p>9.5 – Overall</p> <p>6.0 – Adult 11 v 11 1.0 – Youth 9 v 9 6.0 – Mini 7 v 7 -3.5 – Mini 5 v 5</p>	<p>PR: The site should be protected as playing fields in the Local Plan. The site is used by Riverside United Juniors and Syston Town Juniors FC for ages U7–U11 and for training (on the AGP). The site is also used for PE and school fixtures.</p> <p>E: It is recommended that the FF and the LRFA work with the school and the club to address the poor drainage on-site by improving the quality of pitch maintenance. The FF and LRFA should work with the clubs and the school to identify what procedures should be added to the maintenance regime and the potential sources of funding for this project.</p> <p>It is recommended that the pitches be re-sized so to be more appropriate for the community use. The FF and LRFA should ensure all appropriate goal posts are available at this site and should work with the school to identify sources of funding to add any required goal posts.</p> <p>PV: It is recommended that Charnwood Borough Council and the school add signage and dedicated bins to the site to address the issue of dog-fouling on site.</p>




APPENDIX D: SITE BY SITE ANALYSIS FOR HOCKEY


SITE NAME	SUB-AREA – AND LOCATION	AVAILABLE / SECURED	PITCH TYPE	PITCH ASSESSMENT SCORE	SUPPLY AND DEMAND BALANCE	JUSTIFICATION FOR PROTECTION (PR) ENHANCEMENT (E) OR PROVISION (PV)
LOUGHBOROUGH ENDOWED SCHOOL	Loughborough – Burton Walks, Loughborough, LE11 2DU	Available / Unsecured	Sand-Dressed	Good	<p>Weekday: 18.5</p> <p>Saturday: 8</p> <p>Sunday: 5</p>	<p>PR: This site should be protected as playing fields in the Local Plan. The site is used by Loughborough Town HC for 3 match slots on a Sunday.</p> <p>E: It is recommended this site be prioritised for hockey use and formal community use agreements of a minimum of 3 years be signed to provide local clubs with security of tenure. Should Loughborough Town HC lose access to Loughborough University pitches, it is recommended this site be identified as the main hub site for hockey in Loughborough and that England Hockey works with the school and the clubs to reach a favourable security of tenure agreement for the site.</p> <p>PV: Should such a circumstance arise whereby Loughborough Town HC should lose access to Loughborough University and Welbeck Defence Sixth Form College; England Hockey should work with the club and Loughborough Endowed Schools to establish if replacing the surface of the AGP with a water-based surface (to allow Loughborough Town HC to continue to have access to a water-based pitch) would be in the school's interests. Such an investment would require a formal community use agreement between the school, England Hockey and the hockey clubs using the site.</p>




SITE NAME	SUB-AREA – AND LOCATION	AVAILABLE / SECURED	PITCH TYPE	PITCH ASSESSMENT SCORE	SUPPLY AND DEMAND BALANCE	JUSTIFICATION FOR PROTECTION (PR) ENHANCEMENT (E) OR PROVISION (PV)
LOUGHBOROUGH UNIVERSITY	Loughborough – Epinal Way, Loughborough, LE11 3TU	Available / Unsecured	1 x Sand-Based 1 x Water-Based	1 x Standard (Sand-Based) 1 x Good (Water-Based)	Weekday: 0 Saturday: 0 Sunday: 0	PR: This site should be protected as playing fields in the Local Plan. The site is used by Loughborough Students Men’s HC, Loughborough Students Ladies’ HC and by Loughborough Town HC as their principal site. Loughborough Town HC uses the site for 8 hours per week for training and a further 8 match slots on Saturdays.
						E: The study has determined that the university has no interest in signing a formal community use agreement with Loughborough Town HC. However, if this situation were to change, it is recommended that England Hockey and the club work with the university to reach a more formal agreement to provide security of tenure on the site for community hockey.
						It is recommended that the sand-based AGP be resurfaced as sand-dressed to improve facility better for hockey.
						PV: No further provision has been identified for this site.
RATCLIFFE COLLEGE	Rural South East – Fosse Way, Ratcliffe-on-the-Wreake, Leicester, LE7 4SG	Unavailable / Unsecured	2 x Sand-Dressed	1 x Good 1 x Standard	Not Available for Community use	PR: This site should be protected as playing fields in the Local Plan. The site is not available for community hockey use but is being used by the school for hockey and other activities.
						E: No further enhancements are recommended for this site.
						PV: No further provision has been identified for this site.



SITE NAME	SUB-AREA – AND LOCATION	AVAILABLE / SECURED	PITCH TYPE	PITCH ASSESSMENT SCORE	SUPPLY AND DEMAND BALANCE	JUSTIFICATION FOR PROTECTION (PR) ENHANCEMENT (E) OR PROVISION (PV)
SOAR VALLEY LEISURE CENTRE	Soar Valley – Off Kingfisher Road, Mountsorrel, LE12 7FG	Available / Secured	1 x Sand-Dressed	Standard	Weekday: 18 Saturday: 7 Sunday: 8	<p>PR: This site should be protected as playing fields in the Local Plan. The site is used by Charnwood Sileby HC and Charnwood Mountsorrel HC for 2 hours midweek and for 3 match slots each Saturday. It is recommended that this site be identified as a site of strategic reserve for hockey in Charnwood and therefore the AGP be prioritised as a hockey appropriate surface in the future.</p> <p>E: It is recommended that the pitch be refurbished as a sand-dressed pitch. This facility is vital to the continued, secured provision of hockey in the area. As neither hockey club using the site is England Hockey-affiliated, it is recommended Charnwood Borough Council works with the leisure trust, the clubs and Sport England to identify funding streams for replacing the pitch surface.</p> <p>This recommendation fits with that in the 2018 Built Facility Strategy, which identifies this site as having potential, if retained as sand-dressed, for hosting outdoor netball, building on the trial partnership between NGBs of netball, tennis and hockey working together to utilise these surfaces.</p> <p>PV: Should all unsecured sites become unavailable for community hockey and Loughborough Endowed School declines a formal community use agreement with England Hockey and the clubs, it is recommended that this site be designated as the hockey centre for Charnwood, with a water-based pitch (allowing Loughborough Town to continue to have access to a water-based pitch).</p>




SITE NAME	SUB-AREA – AND LOCATION	AVAILABLE / SECURED	PITCH TYPE	PITCH ASSESSMENT SCORE	SUPPLY AND DEMAND BALANCE	JUSTIFICATION FOR PROTECTION (PR) ENHANCEMENT (E) OR PROVISION (PV)
WELBECK DEFENCE SIXTH FORM COLLEGE	Charnwood Forest – Forest Road, Loughborough LE12 8WD	Available / Unsecured	1 x Sand-Filled	Standard	Weekday: 20 Saturday: 6 Sunday: 8	PR: The site should be protected as playing fields in the Local Plan. The site is used by Loughborough Town HC for 2 match slots every Saturday. E: It is recommended that the club works with Minerva and the College to formally secure access to the site for hockey. PV: No further provision has been identified for this site.




APPENDIX E: SITE BY SITE ANALYSIS OF CRICKET SITES IN CHARNWOOD


SITE NAME	SUB-AREA	NO. OF PITCHES	COMMUNITY USE ON SITE	SECURED OR UNSECURED USE	NON-TECHNICAL ASSESSMENT RATING	CAPACITY FOR COMMUNITY USE	JUSTIFICATION FOR PROTECTION (PR), ENHANCEMENT (E) OR PROVISION (PV)
BARKBY UNITED CRICKET CLUB	Rural South East Barkby – LE7 3QB	1	Available	Secured	Good	This site is currently over capacity for grass wickets	<p>PR: The site should be protected as playing fields in the Local Plan. This site is used by Barkby United Cricket Club for their eleven youth, adult and ladies' teams.</p> <p>E. It is recommended that the club works with the LCCC and ECB in order to identify funding sources for end of season maintenance at the site, which should increase the carrying capacity at the site.</p> <p>It is recommended that the club also look to work with Leicestershire County Council in order to address the speed limit of the road neighbouring the site. There are multiple reports of incidents of cars coming through the fencing. This could endanger players in the outfield. It is recommended that relevant signage is installed along with secure fencing around the outfield to prevent injury through incidents.</p> <p>PV: The club has a growing youth set up. It also plans to establish disability teams and a women's set up to further expand the club. In order to increase carrying capacity at the site it is recommended that the club improves the quality of their artificial wicket, through relaying of the surface or an improved maintenance regime; collaboration with the LCCC is appropriate here.</p>




SITE NAME	SUB-AREA	NO. OF PITCHES	COMMUNITY USE ON SITE	SECURED OR UNSECURED USE	NON-TECHNICAL ASSESSMENT RATING	CAPACITY FOR COMMUNITY USE	JUSTIFICATION FOR PROTECTION (PR), ENHANCEMENT (E) OR PROVISION (PV)
BARROW TOWN CRICKET CLUB	Soar Valley – Barrow-upon-Soar, LE12 8PD	1	Available	Secured	Good	This site is currently under capacity for grass wickets	<p>PR: The site should be protected as playing fields in the Local Plan. This site is used by Barrow Town Cricket Club for their three adult teams.</p> <p>E: It is recommended that the club works with the LCCC and ECB in order to identify funding sources for the renovation of the existing equipment shed, along with renovation to the perimeter fencing to the south-east of the site in order to achieve full security at the site.</p> <p>PV: No further provision has been identified as part of this study.</p>
BURTON LANE RECREATION GROUND	The Wolds – Wymeswold, LE12 6UN	1	Available	Secured	Standard	This site is currently under capacity for grass wickets	<p>PR: The site should be protected as playing fields in the Local Plan. This site is used by Wymeswold CC for four teams.</p> <p>E: It is recommended that the club works with the LCCC and ECB in order to identify sources of funding for renovation of the existing built net facility.</p> <p>It is also recommended that the club works with the ECB, LBC and Charnwood Borough Council in order to identify funding sources to extend the pavilion further, to ultimately replace the current maintenance equipment sheds and electronic scoreboard, improving the quality of provision on site.</p> <p>PV: No further provision has been identified as part of this study.</p>




SITE NAME	SUB-AREA	NO. OF PITCHES	COMMUNITY USE ON SITE	SECURED OR UNSECURED USE	NON-TECHNICAL ASSESSMENT RATING	CAPACITY FOR COMMUNITY USE	JUSTIFICATION FOR PROTECTION (PR), ENHANCEMENT (E) OR PROVISION (PV)
CAVES FIELD	Soar Valley – Quorn, LE12 8EP	1	Available	Secured	Good	This site is currently under capacity for grass wickets	<p>PR: The site should be protected as playing fields in the Local Plan. This site is used by Quorn Cricket Club for five teams.</p> <p>E: It is recommended that the club works with the LCCC and ECB in order to establish funding sources for renovation to the existing ancillary facility, focusing specifically on the changing room provision.</p> <p>PV: The club has over 70 registered colts and project this to rise in the short to medium term; consequently, it is recommended that the club works with the LCCC and ECB in order to construct a new artificial wicket on site to enhance the carrying capacity</p>
COSSINGTON RECREATION GROUND	Rural South East – Cossington, LE7 4UZ	1	Available	Secured	Poor	This site is currently under capacity for grass wickets	<p>PR: The site should be protected as playing fields in the Local Plan. This site is used by Queniborough CC for their third and fourth adult teams.</p> <p>E: This site ranks poorly on all facility element scores. It is recommended that the club works with LCCC to establish increased maintenance to improve the overall quality of the site, with particular emphasis on the grass wicket and outfield. It is also recommended that the club works with the LCCC, ECB and Charnwood Borough Council in order to identify funding sources to renovate the current ancillary which is in an extremely poor condition.</p> <p>PV: No further provision has been identified as part of this study.</p>




SITE NAME	SUB-AREA	NO. OF PITCHES	COMMUNITY USE ON SITE	SECURED OR UNSECURED USE	NON-TECHNICAL ASSESSMENT RATING	CAPACITY FOR COMMUNITY USE	JUSTIFICATION FOR PROTECTION (PR), ENHANCEMENT (E) OR PROVISION (PV)
CROPSTON CRICKET CLUB	Charnwood Forest – Cropston LE7 7HL	1	Available	Secured	Standard	This site is currently over capacity for grass wickets	<p>PR: The site should be protected as playing fields in the Local Plan. This site is used by Cropston Cricket Club for eight teams.</p> <p>E: It is recommended that the club works with the LCCC and ECB to establish funding sources for renovation of the current ancillary facility at the site, along with improving the practice net facility.</p> <p>PV: It is recommended that ECB and LCCC work with the club to ensure the quality of the NTP is retained as long as possible. It is recommended that ECB and LCCC support the refurbishment/replacement of the NTP when required as this facility is vital for accommodating junior demand away from the grass wickets.</p>
DE LISLE COLLEGE	Loughborough LE11 4SQ	1	Unavailable	Secured	Poor	This site is currently under capacity for grass wickets	<p>PR: This site should be protected as playing fields in the Local Plan. The site is not used by the community but is used by the school for matches, training, physical education and other activity.</p> <p>E: It is recommended that the school works with the ECB and LCCC in order to identify funding sources to renovate the current artificial wicket on site. It is recommended however that demand is established prior to this, due to there being no community access.</p> <p>PV: No further provision has been identified as part of this study.</p>




SITE NAME	SUB-AREA	NO. OF PITCHES	COMMUNITY USE ON SITE	SECURED OR UNSECURED USE	NON-TECHNICAL ASSESSMENT RATING	CAPACITY FOR COMMUNITY USE	JUSTIFICATION FOR PROTECTION (PR), ENHANCEMENT (E) OR PROVISION (PV)
DERBY ROAD SPORTS GROUND	Loughborough LE11 5FJ	2	Available	Secured	2 x Standard	This site is currently under capacity for grass wickets	<p>PR: This site should be protected as playing fields in the Local Plan. The site is used by Leicester Lions for one adult male team.</p> <p>E: It is recommended that the club, the LCCC and ECB work with Charnwood Borough Council to identify funding sources in order to renovate and extend the existing ancillary on site.</p> <p>There is some undulation on the outfield of the pitch to the north of the site, which appears to have been caused by collapsed drainage channels. It is therefore recommended that the club works with the LCCC and ECB in order to enhance maintenance provision on site so that this is not an issue.</p> <p>PV: It is recommended that the club works with the ECB and LCCC to improve the built net facilities on site by adding a two-lane net facility. This will make the site more appealing for users as it will enable better practice/warm-ups to be undertaken on this multi-pitch site.</p>




SITE NAME	SUB-AREA	NO. OF PITCHES	COMMUNITY USE ON SITE	SECURED OR UNSECURED USE	NON-TECHNICAL ASSESSMENT RATING	CAPACITY FOR COMMUNITY USE	JUSTIFICATION FOR PROTECTION (PR), ENHANCEMENT (E) OR PROVISION (PV)
HUMPHREY PERKINS HIGH SCHOOL	Soar Valley – Barrow-upon–Soar, LE12 8JU	1	Unavailable	Unsecured	Standard	This site is currently under capacity for grass wickets	<p>PR: This site should be protected as playing fields in the Local Plan. The site is not used by the community but is used by the school for matches, training, physical education and other activity.</p> <p>E: It is recommended that the LCCC and ECB work with the school to establish the situation regarding the repurposing of part of the field for a car park and pavilion and whether this will remove the cricket pitches as a consequence.</p> <p>If this is not the case, it is recommended that collaboration occurs to improve maintenance provision on the outfield.</p> <p>PV: No further provision has been identified as part of this study.</p>
IVESHEAD SCHOOL	Shepshed–Hathern – Shepshed, LE12 9DA	1	Available	Unsecured	Standard	This site is currently under capacity for grass wickets	<p>PR: This site should be protected as playing fields in the Local Plan. The site was used by Leicester Cricket Academy; however, it is understood the club will not be returning to the site in the new season and that there is no community use expected for the 2018 season.</p> <p>E: It is recommended that the LCCC and ECB work with the school to establish a community use agreement in order to utilise the site. If an agreement is established, then it is recommended that the club work with the school and the LCCC in order to improve maintenance provision on site with particular focus on the grass wickets.</p>




SITE NAME	SUB-AREA	NO. OF PITCHES	COMMUNITY USE ON SITE	SECURED OR UNSECURED USE	NON-TECHNICAL ASSESSMENT RATING	CAPACITY FOR COMMUNITY USE	JUSTIFICATION FOR PROTECTION (PR), ENHANCEMENT (E) OR PROVISION (PV)
							PV: No further provision has been identified as part of this study.
KING GEORGE'S FIELD	Charnwood Forest – Woodhouse Eaves, LE12 8RZ	1	Available	Unsecured	Poor	This site is currently under capacity for grass wickets	<p>PR: No formal community demand has been identified at this site. However, the consultation reported several “City of Leicester”-based teams using the ground during the 2017 season. There is currently a projected under-supply of cricket facilities in the sub-area, so use of this site as an overspill facility may be important in the future. The site is currently maintained by a volunteer groundsman from a club that was previously the incumbent on the ground, but is currently only playing 3 or 4 fixtures per year. This individual is preparing wickets regularly for other teams at no additional expense to the parish council and with little perceived benefit to the club he represents (aside from the fact that the pitch is retained for cricket). This does not appear to be a sustainable model under which the ground can continue to operate. The Parish Council could not confirm whether they would employ a contracted groundsperson to maintain the pitch should the current volunteer cease to be available.</p> <p>It is recommended that the LCCC and ECB work with the Parish Council and current volunteer maintenance provider on-site to identify ways to improve the sustainability of the site moving forward, and therefore reduce the risk of it being lost as a cricket pitch. If no future use can be established for the site, it should continue to be protected as playing fields in the Local Plan as it is used for football by Woodhouse Imperial FC.</p>




SITE NAME	SUB-AREA	NO. OF PITCHES	COMMUNITY USE ON SITE	SECURED OR UNSECURED USE	NON-TECHNICAL ASSESSMENT RATING	CAPACITY FOR COMMUNITY USE	JUSTIFICATION FOR PROTECTION (PR), ENHANCEMENT (E) OR PROVISION (PV)
							<p>E: Should a user base for the site be established, it is recommended that the ECB and LCCC work with the Parish Council to improve the condition of the ancillary facilities.</p> <p>PV: No further provision has been identified as part of this study.</p>
LOUGHBOROUGH CARILLON CRICKET CLUB	Loughborough LE11 1ST	1	Available	Secured	Standard	This site is currently over capacity for grass wickets	<p>PR: This site should be protected as playing fields in the Local Plan. The site is being used by Loughborough Carillon CC for three adult teams.</p> <p>E: It is recommended that the club works with the LCCC and ECB in order to establish improved maintenance provision for the existing artificial wicket, in order to offset some demand from the grass wickets and therefore increase carrying capacity at the ground.</p> <p>It is recommended the ECB and LCCC work with the club to establish funding to improve the built net facility, which currently ranks poorly on the facility element scores.</p> <p>It is recommended that the club is supported in reconfiguring their current ancillary facility so as to use the clubhouse more efficiently.</p> <p>PV: No further provision has been identified as part of this study.</p>




SITE NAME	SUB-AREA	NO. OF PITCHES	COMMUNITY USE ON SITE	SECURED OR UNSECURED USE	NON-TECHNICAL ASSESSMENT RATING	CAPACITY FOR COMMUNITY USE	JUSTIFICATION FOR PROTECTION (PR), ENHANCEMENT (E) OR PROVISION (PV)
LOUGHBOROUGH CHARNWOOD OLD BOYS CC	Loughborough LE11 3QU	1	Available	Unsecured	Poor	This site is currently at capacity for grass wickets	<p>PR: This site should be protected as playing fields in the Local Plan. The site is being used by Loughborough Charnwood Old Boys for their two adult male teams.</p> <p>E: It is recommended that the ECB, LCCC, Charnwood Borough Council and the site owner support the club to establish a new long lease on the site to guarantee continued club access.</p> <p>It is recommended that the club works with the LCCC and ECB in order to enhance maintenance provision on site, with particular focus on the drainage at the site.</p> <p>PV: The club has an artificial wicket on site; however this is in a poor condition.</p> <p>It is recommended that the club is supported in replacing this NTP to offset demand on the grass pitches should junior cricket be established at the site in the future.</p>
LOUGHBOROUGH GREENFIELDS SPORTS AND SOCIAL CLUB	Loughborough LE11 3HZ	1	Available	Secured	Standard	This site is currently over capacity for grass wickets	<p>PR: This site should be protected as playing fields in the Local Plan. The site is being used by Loughborough Greensfield CC for 3 adult and 3 junior teams.</p> <p>E: It is recommended that the club works with the LCCC and ECB in order to improve maintenance provision and equipment on-site. Improved maintenance would help to meet the high level of demand placed on it by the club.</p>




SITE NAME	SUB-AREA	NO. OF PITCHES	COMMUNITY USE ON SITE	SECURED OR UNSECURED USE	NON-TECHNICAL ASSESSMENT RATING	CAPACITY FOR COMMUNITY USE	JUSTIFICATION FOR PROTECTION (PR), ENHANCEMENT (E) OR PROVISION (PV)
							PV: Due to the number of junior teams at this site, it is recommended that an artificial wicket be installed in order to offset some of the junior cricket demand currently being placed on the grass wickets. Relocating junior demand from the grass wickets and would help to increase the quality of grass wicket provision.
LOUGHBOROUGH HIGH SCHOOL	Loughborough LE11 2DU	1	Unavailable	Unsecured	Good	This site is currently at capacity for grass wickets	<p>PR: This site should be protected as playing fields in the Local Plan. The site is not used by the community but is used by the school for matches, training, physical education and other activity.</p> <p>The cricket pitch is the subject of a planning application for a new full-sized hockey appropriate AGP. As the cricket pitch is currently unavailable for community use and the school has other pitches that it can use to play and teach the cricket there is no strategic argument for recommending against the new AGP from being built on the site of the cricket pitch.</p> <p>E: No further enhancement has been identified as part of this study</p> <p>PV: No further provision has been identified as part of this study.</p>
LOUGHBOROUGH UNIVERSITY	Loughborough LE11 3TU	2	Unavailable	Unsecured	2 x Good	This site is currently at capacity for grass wickets	PR: This site should be protected as playing fields in the Local Plan. The site is not used by the community but is used by the university for matches, training, physical education and other activity.




SITE NAME	SUB-AREA	NO. OF PITCHES	COMMUNITY USE ON SITE	SECURED OR UNSECURED USE	NON-TECHNICAL ASSESSMENT RATING	CAPACITY FOR COMMUNITY USE	JUSTIFICATION FOR PROTECTION (PR), ENHANCEMENT (E) OR PROVISION (PV)
							<p>E: No further enhancement has been identified as part of the study.</p> <p>PV: No further provision has been identified as part of this study.</p>
MEMORIAL RECREATION GROUND	Soar Valley, LE12 7DB	1	Available	Secured	Standard	This site is currently under capacity for grass wickets	<p>PR: This site should be protected as playing fields in the Local Plan. The site is being used by Mountsorrel Castle CC for their four adult teams.</p> <p>The club has expressed an interest in moving sites due to issues around public access and dog-fouling and littering adversely affecting the site. Should the club move sites it is recommended that Memorial Recreation Ground remains designated as playing fields in the Local Plan due to its use for football.</p> <p>E: No further provision has been identified as part of this study.</p> <p>PV: It is recommended that Charnwood Borough Council work with the club and the Parish Council to address the issues on-site that result as a consequence of public access. The club can be supported through installing bins and signage and stressing the importance of responsible dog ownership to reduce the issue of dog-fouling on this site. Should the club wish to move sites, it is recommended the ECB and LCCC work with the club to identify an alternative site, such as King George's Field (see above), located just 10 minutes' drive away.</p>




SITE NAME	SUB-AREA	NO. OF PITCHES	COMMUNITY USE ON SITE	SECURED OR UNSECURED USE	NON-TECHNICAL ASSESSMENT RATING	CAPACITY FOR COMMUNITY USE	JUSTIFICATION FOR PROTECTION (PR), ENHANCEMENT (E) OR PROVISION (PV)
MORLEY LANE CRICKET GROUND	Shepshed–Hathern – Shepshed, LE12 9EU	1	Available	Secured	Standard	This site is currently over capacity for grass wickets	<p>PR: This site should be protected as playing fields in the Local Plan. The site is being used by Shepshed CC for seven teams.</p> <p>E: It is recommended that ECB and the LCCC support the club by identifying sources of funding that can be used to finance the purchase of new maintenance equipment for the site. Such equipment would be used to improve the quality of the square and thereby help to address the carrying capacity issues it currently faces.</p> <p>PV: It is recommended the ECB and LCCC supports the club in identifying funding streams for replacing the ancillary facility. The facility is wooden and rotting in places and in need of replacement within 5 years.</p>
NANPANTAN SPORTS GROUND	Loughborough LE11 3TN	2	Available	Secured	2 x Standard	This site is currently over capacity for grass wickets	<p>PV: This site should be protected as playing fields in the Local Plan. The site is being used by Fantana CC, two adult teams, Leuva Patdar CC, one adult male team, and Loughborough Outwoods, four adult male teams.</p> <p>E: It is recommended that Charnwood Borough Council work with the LCCC and ECB in order to enhance the maintenance regime on site in order to improve carrying capacity. There should be particular focus on the outfield here. It is recommended Charnwood Borough Council works with the ECB and the resident clubs to identify funding sources for upgrading all ancillary facilities on this site.</p>




SITE NAME	SUB-AREA	NO. OF PITCHES	COMMUNITY USE ON SITE	SECURED OR UNSECURED USE	NON-TECHNICAL ASSESSMENT RATING	CAPACITY FOR COMMUNITY USE	JUSTIFICATION FOR PROTECTION (PR), ENHANCEMENT (E) OR PROVISION (PV)
							PV: It is recommended that the current built net facility is replaced with a new, 2-bay net facility to improve the quality of practice facilities on the site.
NEWTOWN LINFORD CRICKET CLUB	Charnwood Forest – Newtown Linford, LE6 0AD	2	Available	Secured	1 x Good 1 x Standard	This site is currently under capacity for grass wickets	<p>PR: This site should be protected as playing fields in the Local Plan. The site is used by Newtown Linford CC for their one adult and one junior teams.</p> <p>E: The club has highlighted that there has been a recent sharp increase in junior cricket participation, which will lead to formulation of new teams next season. In order to facilitate this demand, it is recommended that the club works with the LCCC and ECB in order to renovate their current artificial wicket and NTP net provision, through identifying sources of funding for the club.</p> <p>PV: No further provision has been identified as part of this study.</p>
PARK ROAD SPORTS GROUND	Loughborough LE11 2ED	1	Available	Secured	Good	This site is currently under capacity for grass wickets	<p>PR: This site should be protected as playing fields in the Local Plan. The site is used by Loughborough Town CC, who have 14 junior and 4 adult teams.</p> <p>E: It is recommended that the club works with Charnwood Borough Council to address antisocial behaviour at the site. Issues of arson, vandalism and damage to club property need to be addressed.</p>




SITE NAME	SUB-AREA	NO. OF PITCHES	COMMUNITY USE ON SITE	SECURED OR UNSECURED USE	NON-TECHNICAL ASSESSMENT RATING	CAPACITY FOR COMMUNITY USE	JUSTIFICATION FOR PROTECTION (PR), ENHANCEMENT (E) OR PROVISION (PV)
							PV: No further provision has been identified as part of this study.
PASTURE LANE PLAYING FIELDS	Shepshed–Hathern – Hathern, LE12 5LJ	1	Available	Secured	Standard	This site is currently over capacity for grass wickets	<p>PR: The site should be protected as playing fields in the Local Plan, the site is used by Hathern Old CC for their three adult teams.</p> <p>E: It is recommended that collaboration between the club and the Parish Council occur in order to address the issue of dog fouling on site. The club can be supported through installing bins and signage and stressing the importance of responsible dog ownership to reduce the issue of dog fouling on this site.</p> <p>New maintenance equipment is a priority for the club and it is recommended that the club works with the LCCC and ECB in order to identify funding sources for equipment which will enhance the quality of provision as a consequence.</p> <p>PV: No further provision has been identified as part of this study.</p>
PUDDING BAG LANE	Shepshed–Hathern – Shepshed LE12 9GD	1	Available	Secured	Standard	This site is currently under capacity for grass wickets	<p>PR: This site should be protected as playing fields in the Local Plan. The site is used by Shepshed CC.</p> <p>E: It is recommended that the club works with Charnwood Borough Council in order to support negotiation around a new lease on the site.</p>




SITE NAME	SUB-AREA	NO. OF PITCHES	COMMUNITY USE ON SITE	SECURED OR UNSECURED USE	NON-TECHNICAL ASSESSMENT RATING	CAPACITY FOR COMMUNITY USE	JUSTIFICATION FOR PROTECTION (PR), ENHANCEMENT (E) OR PROVISION (PV)
							<p>It is also recommended that the club works with the LCCC and ECB in order to source funding sources for the replacement of covers and maintenance equipment, which will enhance the quality of provision on-site and improve the carrying capacity.</p> <p>PV: It is recommended the ECB and LCCC work with the club to replace the pavilion, which is wooden and rotting in places. It is recommended the pavilion be replaced within the next 5 years.</p>
QUORN PLAYING FIELDS, LOUGHBOROUGH ENDOWED SCHOOL PLAYING FIELDS	Soar Valley – Quorn, LE12 8AJ	3	Available	Unsecured	3 x Good	This site is currently under capacity for grass wickets	<p>PR: This site should be protected as playing fields in the Local Plan.</p> <p>The site is not used by the community but is used by the school for matches, training, physical education and other activity.</p> <p>E: It is recommended that the school works with the LCCC and ECB in order to enhance the current artificial wicket on-site, therefore accommodating further junior cricket demand.</p> <p>PV: No further provision has been identified as part of this study.</p>
RATCLIFFE COLLEGE	Rural South East – Ratcliffe-on-the-Wreake LE7 4SG	3	Unavailable	Unsecured	2 x Good 1 x Standard	This site is currently under capacity for grass wickets	<p>PR: This site should be protected as playing fields in the Local Plan. The site is not used by the community but is used by the school for matches, training, physical education and other activity.</p>




SITE NAME	SUB-AREA	NO. OF PITCHES	COMMUNITY USE ON SITE	SECURED OR UNSECURED USE	NON-TECHNICAL ASSESSMENT RATING	CAPACITY FOR COMMUNITY USE	JUSTIFICATION FOR PROTECTION (PR), ENHANCEMENT (E) OR PROVISION (PV)
							<p>E: It is recommended that the school works with the LCCC and ECB in order to identify sources of funding for increased maintenance provision; this is with specific reference to the grass wickets as these are significantly poorer than the other facility elements on the site. This will improve the overall provision of the site along with increasing carrying capacity.</p> <p>PV: No further provision has been identified as part of this study.</p>
ROTHLEY PARK CRICKET GROUND	Soar Valley – Rothley, LE7 7QB	1	Available	Secured	Standard	This site is currently under capacity for grass wickets	<p>PR: The site is used by Rothley Park CC to meet all of the club demand. The club fields 3 x adult teams plus youth teams from U7 to U17. The site should be protected as playing fields in the Local Plan.</p> <p>E: The club would like to incorporate their dilapidated scoreboard and storage sheds into the design of the new pavilion. This would not only improve the aesthetic of the ground, but improve the security of maintenance equipment on the site.</p> <p>PV: No further provision has been identified by this study.</p>
SCHOOL LANE PLAYING FIELDS	Soar Valley – Birstall, LE4 4EA	2	Available	Secured	1 x Good 1 x Standard	This site is currently under capacity for grass wickets	<p>PR: This site should be protected as playing fields in the Local Plan. The site is used by Birstall Village Cricket club for two adult teams and Asian Sports CC for 3 adult teams.</p>




SITE NAME	SUB-AREA	NO. OF PITCHES	COMMUNITY USE ON SITE	SECURED OR UNSECURED USE	NON-TECHNICAL ASSESSMENT RATING	CAPACITY FOR COMMUNITY USE	JUSTIFICATION FOR PROTECTION (PR), ENHANCEMENT (E) OR PROVISION (PV)
							<p>E: It is recommended that the cricket club works with the LCCC and ECB to identify sources of funding for renovation and extension of the Birstall Village Cricket club ancillary facilities.</p> <p>PV: If Birstall Village Cricket Club achieves promotion, it would be required to provide a fixed practice net as part of their facilities. It is recommended that the club collaborates with Charnwood Borough Council and Birstall Parish Council around installation of a built net facility (the existing facility does not constitute a practice net for this purpose). It is also recommended that the ECB and LCCC work with the club to identify funding sources for this work.</p>
SILEBY TOWN CRICKET CLUB	Soar Valley Sileby LE12 7UX	2	Available	Secured	2 x Good	This site is currently over capacity for grass wickets	<p>PR: This site should be protected as playing fields in the Local Plan. The site is used by Sileby Town CC for 7 teams.</p> <p>E: The site's first team pitch is not of adequate size to meet Leicestershire Premier League pitch requirements. It is recommended that the ECB and LCCC work with the club to bring the 2nd pitch (western pitch) up to the appropriate quality to host premier league matches.</p> <p>PV: It is recommended that the ECB and LCCC support the club in building a changing facility next to the westerly pitch. This new facility would need to comply with ECB and league requirements.</p>




SITE NAME	SUB-AREA	NO. OF PITCHES	COMMUNITY USE ON SITE	SECURED OR UNSECURED USE	NON-TECHNICAL ASSESSMENT RATING	CAPACITY FOR COMMUNITY USE	JUSTIFICATION FOR PROTECTION (PR), ENHANCEMENT (E) OR PROVISION (PV)
							It is recommended that the club works with the LCCC and ECB to identify funding for a second artificial wicket, for the pitch to the west of the site. This would accommodate junior matches and increase junior demand carrying capacity at the site.
ST WINEFRIDE'S CATHOLIC PRIMARY SCHOOL	Shepshed–Hathern – Shepshed–Hathern, LE12 9AE		Available	Unsecured			No secured use on-site.
SYSTON CRICKET CLUB	Soar Valley – Syston, LE7 1NH	1	Available	Secured	Good	This site is currently under capacity for grass wickets	<p>PR: This site should be protected as playing fields in the Local Plan. The site is used by Syston Town CC for eight teams.</p> <p>E: The site narrowly misses Leicestershire Premier League Ground specifications due to the length of the straight boundary towards the south/south-west of the site. It is recommended the club explores any possibility of extending their ground in this direction. The ECB and LCCC should work with the club to help ensure it complies with premier league requirements where possible.</p> <p>PV: No further provision has been identified as part of this study.</p>
SYSTON RUGBY FOOTBALL CLUB	Soar Valley – Syston LE7 3FE	1	Available	Secured	Standard	This site is currently over capacity for grass wickets	PR: This site should be protected as playing fields in the Local Plan. The site is used by the thirteen teams of Queniborough CC.




SITE NAME	SUB-AREA	NO. OF PITCHES	COMMUNITY USE ON SITE	SECURED OR UNSECURED USE	NON-TECHNICAL ASSESSMENT RATING	CAPACITY FOR COMMUNITY USE	JUSTIFICATION FOR PROTECTION (PR), ENHANCEMENT (E) OR PROVISION (PV)
							<p>E: Due to a large expansion in the junior set up over recent years, it is recommended that the club works with the LCCC and ECB in order to renovate the existing non-turf pitch so that it can offset some of the junior demand on the site. Due to the influx of players, it is also recommended that the club works with the ECB and LCCC to improve ancillary provision on site. This support should be identifying funding sources in order to renovate the existing facility.</p> <p>PV: No further provision has been identified as part of this study.</p>
THE CEDARS ACADEMY	Soar Valley – Birstall LE4 4GH	1	Unavailable	Unsecured	Standard	This site is currently under capacity for grass wickets	<p>PR: This site should be protected as playing fields in the Local Plan. The site is not used by the community but is used by the school for matches, training, physical education and other activity.</p> <p>E: Community demand has been removed from the site and consequently grass square installed has fallen into disrepair.</p> <p>It is recommended the ECB and LCCC work with the Academy to develop a community use agreement to help meet exported demand out of the City of Leicester (if further demand is established).</p> <p>PV: No further provision has been identified as part of this study.</p>



SITE NAME	SUB-AREA	NO. OF PITCHES	COMMUNITY USE ON SITE	SECURED OR UNSECURED USE	NON-TECHNICAL ASSESSMENT RATING	CAPACITY FOR COMMUNITY USE	JUSTIFICATION FOR PROTECTION (PR), ENHANCEMENT (E) OR PROVISION (PV)
THE ROUNDHILL ACADEMY SPORTS GROUND	Soar Valley – Thurmaston LE4 8GQ	1	Available	Unsecured	Standard	This site is currently under capacity for grass wickets	<p>PR: This site should be protected as playing fields in the Local Plan. The site is not used by the community but is used by the school for matches, training, physical education and other activity.</p> <p>E: It is recommended that the school works with the ECB and LCCC in order to identify sources of funding to renovate the non-turf pitch on-site. This would be utilised fully due to the junior cricket demand on site and would therefore increase the carrying capacity of the site.</p> <p>PV: No further provision has been identified as part of this study.</p>
TOWLES FIELD	The Wolds – Burton-on-the-Wolds LE12 5TD	1	Available	Secured	Good	This site is currently under capacity for grass wickets	<p>PR: No demand has been recorded on this site as part of this study. It is recommended the site be protected as playing fields in the Local Plan as the site is used for community football.</p> <p>E: No further enhancement has been identified as part of this study.</p> <p>PV: No further provision has been identified as part of this study.</p>




SITE NAME	SUB-AREA	NO. OF PITCHES	COMMUNITY USE ON SITE	SECURED OR UNSECURED USE	NON-TECHNICAL ASSESSMENT RATING	CAPACITY FOR COMMUNITY USE	JUSTIFICATION FOR PROTECTION (PR), ENHANCEMENT (E) OR PROVISION (PV)
WALTON-ON-THE-WOLDS CRICKET CLUB	The Wolds – Walton-on-the-Wolds, LE12 8HT	1	Available	Secured	Standard	This site is currently over capacity for grass wickets	<p>PR: This site should be protected as playing fields in the Local Plan. The site is used by Walton-on-the-Wolds CC for four adult teams.</p> <p>E: The ancillary facility is ranked one of the lowest in the sub-area. It is recommended that the club works with the ECB and LCCC in order to source funding for ancillary renovation in order to improve provision on site.</p> <p>It is also recommended that the club works with the LCCC in order to establish an improved maintenance provision on-site with the aim of increasing the quality of the site and its carrying capacity.</p> <p>PV: No further provision has been identified as part of this study.</p>
WOODBROOK VALE HIGH SCHOOL	Loughborough LE11 2ST	1	Available	Unsecured	Standard	This site is currently under capacity for grass wickets	<p>PR: This site should be protected as playing fields in the Local Plan, however there is no formal community use on-site.</p> <p>E: There are no grass wickets on-site; there is one artificial wicket which scores poorly in terms of quality. In order to maintain a suitable level of provision, it is therefore recommended that the school works with the LCCC and ECB to improve this aspect and consequently increase the quality of provision on site.</p> <p>PV: No further provision has been identified as part of this study.</p>




APPENDIX F: RUGBY UNION SITE-BY-SITE ANALYSIS


SITE NAME	SUB-AREA	TOTAL NO. OF PITCHES (ALL SIZES)	AVAILABILITY TO THE COMMUNITY	PITCH ASSESSMENT SCORE	CURRENT OPERATIONAL BALANCE	JUSTIFICATION FOR PROTECTION (PR), ENHANCEMENT (E) OR PROVISION (PV)
ANSTEY RUGBY PITCH	Anstey, Charnwood Forest, LE7 7EB	1 x Senior Rugby	Secured	M0/D2	0.75	<p>PR: This site should be protected as playing fields in the Local Plan. The site is home to Anstey RFC, which currently has 1 senior men's team. The team is understood to have security of tenure on the site from Anstey Parish Council.</p> <p>E: The club has built up a sizeable junior section. It is recommended the RFU continues to support the club with additional coaching support and maintenance equipment as requested to re-establish the junior section if possible.</p> <p>It is recommended that the RFU supports the club in increasing the level of maintenance of this pitch to standard quality.</p> <p>PV: It is recommended DDA-compliant WC facilities are added to the site in order to provide players, officials and spectators with better facilities for the games. It is recommended the RFU works with the club, Charnwood Borough Council and Anstey Parish Council in order to achieve this.</p>




SITE NAME	SUB-AREA	TOTAL NO. OF PITCHES (ALL SIZES)	AVAILABILITY TO THE COMMUNITY	PITCH ASSESSMENT SCORE	CURRENT OPERATIONAL BALANCE	JUSTIFICATION FOR PROTECTION (PR), ENHANCEMENT (E) OR PROVISION (PV)
CHARNWOOD COLLEGE	Loughborough – Loughborough, LE11 4SQ	1 x Senior Rugby	Unsecured	M0/D1	1.5	PR: This site should be protected as playing fields in the Local Plan. The site is currently unused by the community for rugby, but the pitches are used regularly for PE and other school activities.
						E: No further enhancement has been identified for this site.
						PV: No further provision has been identified for this site.
COSSINGTON RECREATION GROUND	Rural South East – Cossington, LE7 4UZ	1 x Senior Rugby	Secured	M0/D1	-1.5	PR: The site should be protected as playing fields in the Local Plan. The site is the home of Sileby Vikings RFC and hosts 3 senior teams including 1 ladies' team. The club is understood to have a formal arrangement with the Parish Council for continued use of the site in the future.
						E: As there is no demand for football identified at this study, it is recommended that the adult 11 v 11 football pitch in the site be redesignated as a senior rugby union pitch.
						It is recommended that the RFU supports the club in increasing the level of maintenance of both pitches to standard quality.




SITE NAME	SUB-AREA	TOTAL NO. OF PITCHES (ALL SIZES)	AVAILABILITY TO THE COMMUNITY	PITCH ASSESSMENT SCORE	CURRENT OPERATIONAL BALANCE	JUSTIFICATION FOR PROTECTION (PR), ENHANCEMENT (E) OR PROVISION (PV)
						<p>This would not only produce enough capacity on the site to meet existing demand, but also provide additional peak-time spare capacity to provide an additional senior team, which for the club has reported there is a latent demand for. This would also provide enough capacity for the pitches to be used for mid-week training. It is recommended that the RFU works with the club, Platts Charity and Cossington Parish Council to identify what, if any, maintenance works would be required to enable the development of a rugby pitch on the site.</p> <p>Should re-designating of the existing adult 11 v 11 football pitch for rugby union not be possible, it is recommended the RFU works with the club, Platts Charity and Anstey Parish Council to increase the level of appropriate maintenance on site in order to better meet demand.</p> <p>PV: The RFU should work with the club, Charnwood Borough Council and Cossington PC to identify funding for additional posts, flags and other required elements for development of a pitch on the site.</p>




SITE NAME	SUB-AREA	TOTAL NO. OF PITCHES (ALL SIZES)	AVAILABILITY TO THE COMMUNITY	PITCH ASSESSMENT SCORE	CURRENT OPERATIONAL BALANCE	JUSTIFICATION FOR PROTECTION (PR), ENHANCEMENT (E) OR PROVISION (PV)
						<p>The RFU should work with the club, Charnwood Borough Council, Platts Charity and Cossington PC to install floodlighting on one of the pitches to increase floodlight capacity on the site and remove the need to use the poor-quality paddock to the east of the site.</p> <p>Should the additional pitch be developed on the site, an additional two changing rooms should be provided to allow these pitches to be used simultaneously. The club has identified a desire to develop a female team at some point in the future. It is recommended the RFU supports the club in this regard by identifying funding sources for upgrading the existing ancillary facilities to allow both male and female rugby to be played at the same time.</p>
DE LISLE COLLEGE	Loughborough – Loughborough, LE11 4SQ	1 x Junior Rugby	Unsecured	M0/D0	0.5	<p>PR: The site should be protected as playing fields in the Local Plan. The site is not used by the community for rugby union but is used for PE and other school activities.</p> <p>E: No further enhancement has been identified for this site.</p> <p>PV: No further provision has been identified for this site.</p>




SITE NAME	SUB-AREA	TOTAL NO. OF PITCHES (ALL SIZES)	AVAILABILITY TO THE COMMUNITY	PITCH ASSESSMENT SCORE	CURRENT OPERATIONAL BALANCE	JUSTIFICATION FOR PROTECTION (PR), ENHANCEMENT (E) OR PROVISION (PV)
HUMPHREY PERKINS HIGH SCHOOL	Barrow-upon-Soar, Charnwood Forest, LE12 8JU	1 x Junior Rugby	Secured	M0/D0	1.5	PR: The site should be protected as playing fields in the Local Plan. The site is not used by the community for rugby union, but is used for PE and other school activities.
						E: No further enhancement has been identified for this site.
						PV: No further provision has been identified for this site.
-IVESHEAD SCHOOL	Shepshed – Shepshed–Hathern, LE12 9DB	2 1 x Junior Rugby Union 1 x Senior Rugby Union	Unsecured	M0/D0	0.5	PR: The site should be protected as playing fields in the Local Plan. The site is used by Shepshed RFC. The club has 1 senior team and two junior teams at U7s and U8s. It is understood the club has no formal security of tenure on the site beyond one season.
						E: It is recommended the RFU works with the school and the club to agree a secured community use agreement for the site guaranteeing use for a minimum of 3 years.
						The club has reported that some form of floodlighting, which would allow them to train at the site during weekday evenings, would be a major improvement for the club. It is recommended that the RFU works with the club to understand if this is a possibility for the school and if so, to help identify potential funding sources for such a project.




SITE NAME	SUB-AREA	TOTAL NO. OF PITCHES (ALL SIZES)	AVAILABILITY TO THE COMMUNITY	PITCH ASSESSMENT SCORE	CURRENT OPERATIONAL BALANCE	JUSTIFICATION FOR PROTECTION (PR), ENHANCEMENT (E) OR PROVISION (PV)
						<p>It is recommended that the RFU and the club work with the school to identify a way of improving the maintenance programme at the site, which the club has identified as being inadequate for their needs. The additional capacity delivered through improved maintenance could address any additional demand for rugby on-site.</p> <p>PV: No further provision has been identified for this site.</p>
LOUGHBOROUGH GRAMMAR SCHOOL	Loughborough – Loughborough, LE11 2 DU	2 x Junior Rugby Union	Unsecured	M1/D2	5	<p>PR: The site should be protected as playing fields in the Local Plan. The site is not used by the community for rugby union but is used for PE and other school activities.</p> <p>E: No further enhancement has been identified for this site.</p> <p>PV: No further provision has been identified for this site.</p>
LOUGHBOROUGH RUGBY FOOTBALL CLUB	Loughborough – Loughborough LE 11 5FJ	3 x Senior Rugby Union	Secured	1 x M1/D1 2 x M0/D1	-1.5	<p>PR: The site should be protected as playing fields in the Local Plan. The site is used by Loughborough RFC for all 19 teams. The club has secured tenure on the site from Charnwood Borough Council until 2060. The site is also used by Loughborough College for 2 U18s teams. As the largest club in Charnwood, this represents a high-priority site for rugby union in the borough.</p>




SITE NAME	SUB-AREA	TOTAL NO. OF PITCHES (ALL SIZES)	AVAILABILITY TO THE COMMUNITY	PITCH ASSESSMENT SCORE	CURRENT OPERATIONAL BALANCE	JUSTIFICATION FOR PROTECTION (PR), ENHANCEMENT (E) OR PROVISION (PV)
						<p>E: It is recommended the RFU works with the club to improve the maintenance of the site to M1 level across all 3 pitches. The RFU should help the club identify which additional maintenance procedures would be most effective in combating the issue of drainage on the site and advise on sourcing funding for the additional maintenance.</p>
						<p>Enhancing the pitches to this level will not provide enough capacity for the site to meet existing demand. In order to increase capacity on the site and meet demand it is recommended that, should the club be able to demonstrate the resources and expertise to maintain the pitches to the level required, the RFU should support the club in installing artificial drainage on 1 of the pitches on the site. This will provide the pitches with enough spare capacity to meet existing demand. However, the club is projected to add a further adult men's team, 2 further junior boys' teams and a mini team by 2036. It is therefore recommended that the RFU continues to work with the club to identify an ongoing approach to enhance the capacity of the site to the appropriate levels by this timescale.</p> <p>At present, the site has one floodlit area that caters for all training demand. Improving the level of maintenance on this pitch is expected to increase capacity in order to meet current demand.</p>




SITE NAME	SUB-AREA	TOTAL NO. OF PITCHES (ALL SIZES)	AVAILABILITY TO THE COMMUNITY	PITCH ASSESSMENT SCORE	CURRENT OPERATIONAL BALANCE	JUSTIFICATION FOR PROTECTION (PR), ENHANCEMENT (E) OR PROVISION (PV)
						It is recommended that the RFU works with the club to monitor the impact of increased maintenance on this area to ensure that this has achieved the adequate levels of capacity required by the club.
						<p>It is recommended that the existing floodlighting on the training pitch be replaced with recognised standard floodlighting. In addition, a further pitch should be floodlit to enhance the ability of the club to cater to evening pitch demand throughout the season.</p> <p>It is recommended that the RFU helps to support the club in developing the clubhouse facilities on site. The RFU should work with the club to identify sources of funding to help them raise the stated £200,000 required to realise the project.</p> <p>PV: No further provision is recommended for this site.</p>
LOUGHBOROUGH UNIVERSITY	Loughborough – Loughborough University, LE11 3TU	3 x Senior Rugby Union 1 x WR22 AGP	Unsecured	4 x M2/D2	9.75	<p>PR: The site should be protected as playing fields in the Local Plan. The site is not used by the community for rugby union but is used by the university's student teams.</p> <p>E: No further enhancement has been identified for this site.</p> <p>PV: No further provision has been identified for this site.</p>




SITE NAME	SUB-AREA	TOTAL NO. OF PITCHES (ALL SIZES)	AVAILABILITY TO THE COMMUNITY	PITCH ASSESSMENT SCORE	CURRENT OPERATIONAL BALANCE	JUSTIFICATION FOR PROTECTION (PR), ENHANCEMENT (E) OR PROVISION (PV)
QUORN PLAYING FIELDS – LOUGHBOROUGH ENDOWED SCHOOLS	Loughborough – Soar Valley, LE12 8AJ	6 x Senior Rugby Union	Unsecured	6 x M2/D2	19.5	<p>PR: The site should be protected as playing fields in the Local Plan. The site is not used by the community for rugby union but is used by the school's teams for matches and PE lessons.</p> <p>E: No further enhancement has been identified for this site.</p> <p>PV: No further provision has been identified for this site.</p>
RATCLIFFE COLLEGE	Rural South East – Ratcliffe-on-the-Wreake, LE7 4SG	3 x Junior Rugby Union	Unsecured	3 x M1/D2	5	<p>PR: The site should be protected as playing fields in the Local Plan. The site is not used by the community for rugby union but is used by the school's student teams for matches and PE lessons.</p> <p>E: No further enhancement has been identified for this site.</p> <p>PV: No further provision has been identified for this site.</p>
RAWLINS ACADEMY	Soar Valley – Quorn, LE12 8DY	1 x Senior Rugby Union	Unsecured	1 x M0/D1	0.5	<p>PR: The site should be protected as playing fields in the Local Plan. The site is used by Quorn RFC, who have one adult men's team.</p> <p>E: It is recommended the RFU work with the club and the academy to identify ways of improving the maintenance of the pitches.</p>




SITE NAME	SUB-AREA	TOTAL NO. OF PITCHES (ALL SIZES)	AVAILABILITY TO THE COMMUNITY	PITCH ASSESSMENT SCORE	CURRENT OPERATIONAL BALANCE	JUSTIFICATION FOR PROTECTION (PR), ENHANCEMENT (E) OR PROVISION (PV)
						<p>It is also recommended the RFU assists the club and the academy to find sources of funding to help finance any new maintenance procedures required by the site.</p> <p>PV: No further provision has been identified for this site.</p>
SYSTON RUGBY FOOTBALL CLUB	Rural South East – Queniborough, LE7 3FE	5 x Senior Rugby Union	Secured	1 x M1/D2 4 x M0/D2	0.25	<p>PR: The site should be protected as playing fields in the Local Plan. The site is owned and used by Syston RFC, which has 14 team across adult and junior age groups. As the second largest club in the borough, this site is strategically important for rugby union.</p>
						<p>E: It is recommended the RFU helps the club to identify any potential sources for financing their pitch barrier project.</p> <p>It is recommended that the RFU continues to work with the club in identifying further maintenance works that can be undertaken to enhance capacity on the site.</p> <p>The site's current capacity means that no additional teams can play on the site at present. This is a significant barrier to rugby development in the area as it is projected that there is future demand for two more teams on this site.</p>




SITE NAME	SUB-AREA	TOTAL NO. OF PITCHES (ALL SIZES)	AVAILABILITY TO THE COMMUNITY	PITCH ASSESSMENT SCORE	CURRENT OPERATIONAL BALANCE	JUSTIFICATION FOR PROTECTION (PR), ENHANCEMENT (E) OR PROVISION (PV)
						<p>In order to increase capacity on the site to meet demand it is recommended that, should the club be able to demonstrate the resources and expertise to maintain the pitches to the level required, the RFU should support the club in installing artificial drainage on a minimum of 1 of the pitches on the site.</p>
						<p>This will provide an additional 0.5–1.25 carrying capacity for the pitches, and therefore provide enough spare capacity to meet existing demand and have spare capacity to facilitate further club growth and development.</p> <p>PV: The club does not currently offer any female rugby development. It is recommended that the RFU works with the club to identify options for developing female rugby teams (such as self-contained changing rooms) and helps the club to identify solutions for overcoming existing developmental barriers. This may include identifying sources of funding for an extension to the clubhouse or changing block.</p> <p>The site is also reported to be used by county squads for mid-week training sessions (this is not included as part of the demand analysis for this site due to the infrequency of these sessions).</p>



SITE NAME	SUB-AREA	TOTAL NO. OF PITCHES (ALL SIZES)	AVAILABILITY TO THE COMMUNITY	PITCH ASSESSMENT SCORE	CURRENT OPERATIONAL BALANCE	JUSTIFICATION FOR PROTECTION (PR), ENHANCEMENT (E) OR PROVISION (PV)
						This places additional demand on the floodlit capacity of the site, which is already thought to be significantly over capacity. It is recommended that fixed floodlights be added to another pitch in order to increase mid-week training capacity at the site and allow the club to rotate the designated training areas in order to rest overused areas.
THE CEDARS ACADEMY	Soar Valley – Birstall, LE4 4GH	2 1 x Senior Rugby Union 1 x Junior Rugby Union	Unsecured	2 x M0/D1	3	PR: The site should be protected as playing fields in the Local Plan. The site is not used by the community for rugby union but is used by the school's student teams for matches and PE lessons. The site was previously used by Birstall RFC, but this team has moved to a site outside of the study area. E: No further enhancement has been identified for this site. PV: No further provision has been identified for this site.
WELBECK DEFENCE SIXTH FORM COLLEGE	Woodhouse Eaves, Charnwood Forest, LE12 8WD	4 x Senior Rugby Union	Unsecured	D2/M2	13	PR: The site should be protected as playing fields in the Local Plan. The site is not used by the community for rugby union but is used by the school's student teams for matches and PE lessons. E: No further enhancement has been identified for this site.




SITE NAME	SUB-AREA	TOTAL NO. OF PITCHES (ALL SIZES)	AVAILABILITY TO THE COMMUNITY	PITCH ASSESSMENT SCORE	CURRENT OPERATIONAL BALANCE	JUSTIFICATION FOR PROTECTION (PR), ENHANCEMENT (E) OR PROVISION (PV)
						PV: No further provision has been identified for this site.
WOODBROOK VALE HIGH SCHOOL	Loughborough – Loughborough LE11 2ST	2 x Senior Rugby Union	Unsecured	M0/D1	3	PR: The site should be protected as playing fields in the Local Plan. The site is not used by the community for rugby union but is used by the school's student teams for matches and PE lessons.
						E: No further enhancement has been identified for this site.
						PV: No further provision has been identified for this site.
WREAKE VALLEY ACADEMY	Soar Valley – Syston, LE7 1LY	1 x Senior Rugby Union	Unsecured	M0/D0	0.5	PR: The site should be protected as playing fields in the Local Plan. The site is not used by the community for rugby union but is used by the school's student teams for matches and PE lessons.
						E: No further enhancement has been identified for this site.
						PV: No further provision has been identified for this site.




APPENDIX G: SUMMARY OF POTENTIAL INVESTMENTS BY SITE

CHARNWOOD FOREST


SUB-AREA					SPORT						
CHARNWOOD FOREST	SETTLEMENT	SITE	POSTCODE	SITE OWNERSHIP / MANAGEMENT	FOOTBALL	CRICKET	RUGBY UNION	HOCKEY	GOLF	NETBALL	TENNIS
	Anstey	Anstey Nomads FC	LE7 7BP	Sports Club	PR: The site should be protected as "playing fields" in the Local Plan. The site is used by Anstey Nomads FC and The Sports Bar Anstey Swifts.						
					E: No enhancement has been identified for this site						
					PV: No further provision has been identified for this site						
	Anstey	Anstey Recreation Ground	LE7 7ER	Parish Council	PR: The site should be protected as "playing fields" in the Local Plan. The site is used by Anstey Swifts FC for age groups U7–U11.		PR: This site should be protected as "playing fields" in the Local Plan. The site is home to Anstey RFC, which currently has 1 senior men's team. The team is understood to have security of tenure on the site from Anstey Parish Council.				PR: The site should be protected as "playing fields" in the Local Plan. The site provides community accessible tennis courts.
					E: It is recommended that the FF and LRFA work with the club and Anstey PC to identify increased maintenance on the site – especially on refurbishing goalmouths at the end of the season. It is recommended the FF and the LRFA support the club and Anstey PC to identify sources of funding for this increased work.		E: The club has built up a sizeable junior section. It is recommended the RFU continues to the support the club with additional coaching support and maintenance equipment as requested to re-establish the junior section if possible.				E. Consideration should be given to the LTA working with Anstey Parish Council to enhance this site
					It is recommended the AGP be resurfaced. It is recommended Charnwood Borough Council works with Anstey PC to identify sources for helping to fund this work.		It is recommended that the RFU supports the club in increasing the level of maintenance of this pitch to standard quality.				
					PV: It is recommended that the FF and LRFA ensure the club has access to appropriately sized, removable Mini 5 v 5 goals to ensure that FA guidelines are being adhered to, even		PV: It is recommended DDA-compliant WC facilities are added to the site in order to provide players, officials and spectators with better facilities for the games. It is				




SUB-AREA					SPORT						
CHARNWOOD FOREST	SETTLEMENT	SITE	POSTCODE	SITE OWNERSHIP / MANAGEMENT	FOOTBALL	CRICKET	RUGBY UNION	HOCKEY	GOLF	NETBALL	TENNIS
					when over-marked pitches are being used.		recommended the RFU works with the club, Charnwood Borough Council and Anstey Parish Council in order to achieve this.				
	Anstey	Anstey Rugby Pitch	LE7 7EB	Parish Council			Provide DDA-compliant WC facilities on site				
	Anstey	Gynsill LTC	LE7 7AN	Sports Club							PR: The site should be protected as "playing fields" in the Local Plan. The site provides for a community tennis club.
	Anstey	The Martin High School	LE7 7EB	Academy Trust	PR: The site should be protected as "playing fields" in the Local Plan. The site is used by Anstey Swifts FC and the school for PE and school matches					PR This site should be protected as "sports facilities" in the Local Plan	
					E: It is recommended that the FF and the LRFA work with the school and the club to improve the quality of the maintenance of pitches. This will improve the drainage and carrying capacity of the site as well as improve the quality of the site for users. The FF and LRFA should work with the club and school to identify what procedures should be added to the maintenance regime and the potential sources of funding for this project.					PV. This site should be maintained as standard-quality netball courts.	
					PV: No further provision has been identified for this site.						
	Cropston	Cropston Cricket Club	LE7 7HL	Private		PR: The site should be protected as "playing fields" in the Local Plan. This site is used by Cropston Cricket Club for eight teams.					
						E: It is recommended that the club works with the LCCC and ECB to establish funding sources for renovation of the current ancillary facility at the site, along with					




SUB-AREA					SPORT						
CHARNWOOD FOREST	SETTLEMENT	SITE	POSTCODE	SITE OWNERSHIP / MANAGEMENT	FOOTBALL	CRICKET	RUGBY UNION	HOCKEY	GOLF	NETBALL	TENNIS
						improving the practice net facility.					
						PV: It is recommended that ECB and LCCC work with the club to ensure the quality of the NTP is retained as long as possible. It is recommended that ECB and LCCC support the refurbishment/ replacement of the NTP when required, as this facility is vital for accommodating junior demand away from the grass wickets.					
	Woodhouse Eaves	Charnwood Forest Golf Club	LE12 8TA	Sports Club					PR: Protect as "sports facilities" in the Local Plan		
	Woodhouse Eaves (in Charnwood Forest)	King George's Field	LE12 8RZ	Parish Council	PR: The site should be protected as "playing fields" in the Local Plan. The site is used for adult football by Woodhouse Imperial.	PR: Protect as "sports facilities" in the Local Plan. The site is used by a number of Leicester-based cricket clubs.					PR: Protect as "sports facilities" in the Local Plan. The site is home to Beacon Tennis Club.
					E: It is recommended that the FF and LRFA work with Woodhouse PC to identify improvement maintenance regime to address the poor quality of drainage on the site. It is recommended the FF and LRFA assist the PC to identify sources of funding for any additional maintenance requirements.						
					It is also recommended the ancillary facilities of the site be fully refurbished. It is recommended the FF and LRFA work with the ECB and the PC to identify funding for refurbishing this facility.						
					PV: No further provision has been identified for this site						
	Woodhouse Eaves	Lingdale Golf Club	LE12 8TF	Sports Club					PR Protect as "sports facilities" in the Local Plan		



SUB-AREA					SPORT						
CHARNWOOD FOREST	SETTLEMENT	SITE	POSTCODE	SITE OWNERSHIP / MANAGEMENT	FOOTBALL	CRICKET	RUGBY UNION	HOCKEY	GOLF	NETBALL	TENNIS
	Woodhouse Eaves	Maplewell Hall School	LE12 8QY	Leicestershire County Council	PR: The site should be protected as "playing fields" in the Local Plan. The site is not used for community use at present; however, the site is reported to be used for PE and the school own fixtures.						
					E: No further enhancement has been identified for this site.						
					PV: No further provision has been identified for this site.						
	Woodhouse Eaves	Welbeck Defence Sixth Form College	LE12 8WD	MoD	PR: The site should be protected as "playing fields" in the Local Plan. The site is used by Loughborough Foxes for Adult 11 v 11 football, as well as by the college for PE and internal fixtures.		PR: The site should be protected as "playing fields" in the Local Plan. The site is not used by the community for rugby union but is used by the school's student teams for matches and PE lessons.	PR: The site should be protected as "playing fields" in the Local Plan. The site is used by Loughborough Town HC for 2 match slots every Saturday.			
					E: It is recommended that the FF and LRFA work with the club and the college to gain long-term security of tenure on the site.		E: No further enhancement has been identified for this site.	E: It is recommended that the club works with Minerva and the College to formally secure access to the site for hockey.			
					PV: No further provision has been identified for this site.		PV: No further provision has been identified for this site.	PV: No further provision has been identified for this site.			
					PV: No further provision has been identified for this site.						
					PR: Football AGP – the site should be protected as "playing fields" in the Local Plan. The site is used by Loughborough Foxes for Adult 11 v 11 football, as well as by the college for PE and internal fixtures. The pitch surface will need to be replaced ASAP.			PR: Hockey AGP – the site should be protected as "playing fields" in the Local Plan. The site is used by Loughborough Town HC for 2 match slots every Saturday. The pitch surface will need to be replaced ASAP.			
	Newtown Linford	Newtown Linford Cricket Club	LE6 0AD	Private		PR: This site should be protected as "playing fields" in the Local Plan. The site is used by Newtown Linford CC for their one adult and one junior teams.	-				PR: The site should be protected as "playing fields" in the Local Plan. The site provides for a community tennis club.




SUB-AREA					SPORT						
CHARNWOOD FOREST	SETTLEMENT	SITE	POSTCODE	SITE OWNERSHIP / MANAGEMENT	FOOTBALL	CRICKET	RUGBY UNION	HOCKEY	GOLF	NETBALL	TENNIS
						E: The club has highlighted that there has been a recent sharp increase in junior cricket participation, which will lead to the formulation of new teams next season. In order to facilitate this demand, it is recommended that the club works with the LCCC and ECB in order to renovate their current artificial wicket and NTP net provision, through identifying sources of funding for the club.					E. Opportunities to increase capacity at this site should be a priority e.g. floodlights, improved courts etc.
						PV: No further provision has been identified as part of this study.					




LOUGHBOROUGH


SUB-AREA					SPORT									
LOUGHBOROUGH	SETTLEMENT	SITE	POSTCODE	SITE OWNERSHIP / MANAGEMENT	FOOTBALL	CRICKET	RUGBY UNION	HOCKEY	RUGBY LEAGUE	ATHLETICS	BOWLS	GOLF	NETBALL	TENNIS
	Loughborough	Beacon Academy	LE11 2NF	Academy Trust	PR: The site should be protected as "playing fields" in the Local Plan. The site is used by Quorn FC U15s.									
					E: it is recommended the pitch be re-sized as a Youth 11 v 11 pitch to be more suitable for its current educational and community use.									
					PV: No further provision has been identified for this site									
	Loughborough	Carillon Cricket Club (Little Moor Lane)	LE11 1ST	Sports Club		PR: This site should be protected as "playing fields" in the Local Plan. The site is being used by Loughborough Carillon CC for three adult teams.								
						E: It is recommended that the club works with the LCCC and ECB in order to establish improved maintenance provision for the existing artificial wicket, in order to offset some demand from the grass wickets and therefore increase carrying capacity at the ground.								




SUB-AREA					SPORT									
LOUGHBOROUGH	SETTLEMENT	SITE	POSTCODE	SITE OWNERSHIP / MANAGEMENT	FOOTBALL	CRICKET	RUGBY UNION	HOCKEY	RUGBY LEAGUE	ATHLETICS	BOWLS	GOLF	NETBALL	TENNIS
						It is recommended the ECB and LCCC work with the club to establish funding to improve the built net facility, which currently ranks poorly on the facility element scores.								
						It is recommended that the club is supported in reconfiguring their current ancillary facility so as to use the clubhouse more efficiently.								
						PV: No further provision has been identified as part of this study.								
	Loughborough	Charnwood College	LE11 4SQ	Academy Trust	PR: The site should be protected as "playing fields" in the Local Plan. The site is used by Loughborough Dynamo for activity for U7s – adults. The site is also used by Loughborough Churches and Shepborough United for adult football. The 3G pitch is used by FC Wymeswold, Loughborough Dynamo Junior, Loughborough United, Shepborough United, and Loughborough Churches for training as well		PR: This site should be protected as "playing fields" in the Local Plan. The site is currently unused by the community for rugby, but the pitches are used regularly for PE and other school activities.						PR This site should be protected as "sports facilities" in the Local Plan.	PR This site should be protected as "sports facilities" in the Local Plan.




SUB-AREA					SPORT									
LOUGHBOROUGH	SETTLEMENT	SITE	POSTCODE	SITE OWNERSHIP / MANAGEMENT	FOOTBALL	CRICKET	RUGBY UNION	HOCKEY	RUGBY LEAGUE	ATHLETICS	BOWLS	GOLF	NETBALL	TENNIS
					as meeting demand for casual, unaffiliated football.									
					E: It is recommended that the FF, LRFA, and Charnwood Borough Council work with the college and Loughborough Dynamo to improve the club's long-term security of tenure on the grass pitches on site.									
					It is recommended the college works with the club, the FF and LRFA to resize the pitches so that they are the most appropriate dimensions for their current educational and community use.									
					PV: It is recommended the college acquires the appropriate goals for Youth 11 v 11 and Mini 5 v 5 pitches. The FF and LRFA should work with the college and the club to identify how many portable goals would be required and help to identify funding for buying these goals.									




SUB-AREA					SPORT									
LOUGHBOROUGH	SETTLEMENT	SITE	POSTCODE	SITE OWNERSHIP / MANAGEMENT	FOOTBALL	CRICKET	RUGBY UNION	HOCKEY	RUGBY LEAGUE	ATHLETICS	BOWLS	GOLF	NETBALL	TENNIS
					PV; The football AGP is in good condition but will need re-surfacing in the next 5–7 years.									
	Loughborough	Charnwood Golf Complex	LE11 5AD	Private								PR: This site should be protected as "sports facilities" in the Local Plan.		
	Loughborough	De Lisle College	LE11 4SQ	Academy Trust	PR: The site should be protected as "playing fields" in the Local Plan. No formal football use has been identified for this site by this study. However, the site is understood to be well-used for PE by the school.	PR: This site should be protected as "playing fields" in the Local Plan. The site is not used by the community but is used by the school for matches, training, physical education and other activity.	PR: The site should be protected as "playing fields" in the Local Plan. The site is not used by the community for rugby union but is used for PE and other school activities.						PR: This site should be protected as "sports facilities" in the Local Plan.	PR: This site should be protected as "sports facilities" in the Local Plan.
					E: It is recommended the quality of pitch maintenance on the site be improved to address the lack of drainage on the pitch. The college should work with the IOG to identify which maintenance procedures would be most appropriate to improve pitch drainage.	E: It is recommended that the school works with the ECB and LCCC in order to identify funding sources to renovate the current artificial wicket on site. It is recommended however that demand is established prior to this, due to there being no community access.	E: No further enhancement has been identified for this site.						E: This site should be upgraded to a minimum of standard quality netball courts.	E: It is recommended that all courts be upgraded to a minimum of standard quality. This includes bringing the quality of posts, fencing, lines and the surfaces to an appropriate level.
					PV: No further provision has been identified for this site	PV: No further provision has been identified as part of this study.	PV: No further provision has been identified for this site.							




SUB-AREA					SPORT									
LOUGHBOROUGH	SETTLEMENT	SITE	POSTCODE	SITE OWNERSHIP / MANAGEMENT	FOOTBALL	CRICKET	RUGBY UNION	HOCKEY	RUGBY LEAGUE	ATHLETICS	BOWLS	GOLF	NETBALL	TENNIS
	Loughborough	Derby Road Sports Ground	LE11 5FJ	Charnwood Borough Council	PR: The site should be protected as "playing fields" in the Local Plan. The site is used by Loughborough FC for all of its adult and U18 matches. The site is also used by FC Polonia, The Plough Thorpe Acre FC and White Hart FC for adult football.	PR: This site should be protected as "playing fields" in the Local Plan. The site is used by Leicester Lions for one adult male team.								
					E: It is recommended that the FF and LRFA work with Charnwood Borough Council to address the issues caused by poor quality ancillary facilities at this site, specifically the poor quality changing facilities and car parking.	E: It is recommended that the club, the LCCC and the ECB work with Charnwood Borough Council to identify funding sources in order to renovate and extend the existing ancillary on site.								
					It is recommended that the existing changing block be refurbished and extended to meet FF specifications and to ensure that it provides changing rooms for all pitches for male and female fixtures to be played concurrently.									
					It is recommended that the FF and the LRFA work with Charnwood Borough	There is some undulation on the outfield of the pitch to the north of the site, which appears								




SUB-AREA					SPORT									
LOUGHBOROUGH	SETTLEMENT	SITE	POSTCODE	SITE OWNERSHIP / MANAGEMENT	FOOTBALL	CRICKET	RUGBY UNION	HOCKEY	RUGBY LEAGUE	ATHLETICS	BOWLS	GOLF	NETBALL	TENNIS
					Council to address significant problem areas of undulation in the pitches at this site. It is recommended an independent pitch advisor from the IOG be used to determine what measures can or should be taken to address this issue.	to have been caused by collapsed drainage channels. It is therefore recommended that the club works with the LCCC and ECB in order to enhance maintenance provision on site so that this is not an issue.								
					It is recommended that one of these pitches be resized to be appropriate for Youth 11 v 11 fixtures in order to better meet the requirements of teams currently playing at the site.	PV: It is recommended that the club works with the ECB and LCCC to improve the built net facilities on site by adding a two-lane net facility. This will make the site more appealing for users as it will enable better practice/warm-ups to be undertaken on this multi-pitch site.								
					PV: It is also recommended that Charnwood Borough Council works with the clubs using the site to identify an appropriate parking solution in close proximity to the main changing block. This may include a solution of extending the parking at Cotton Way.									




SUB-AREA					SPORT									
LOUGHBOROUGH	SETTLEMENT	SITE	POSTCODE	SITE OWNERSHIP / MANAGEMENT	FOOTBALL	CRICKET	RUGBY UNION	HOCKEY	RUGBY LEAGUE	ATHLETICS	BOWLS	GOLF	NETBALL	TENNIS
	Loughborough	Limehurst Academy	LE11 1NH	Academy Trust	PR: The site should be protected as "playing fields" in the Local Plan. The site is not used by the community but is used by the school for PE and school fixtures.								PR: This site should be protected as "sports facilities" in the Local Plan.	
					E: It is recommended that the maintenance on the pitches is improved to address poor drainage and the lack of grass coverage on the site. It is recommended that the FF and LRFA work with the school to identify what additional maintenance procedures are required by the site.								PV: This site should be maintained as standard quality netball courts.	
					PV: No further provision has been identified for this site.									
	Loughborough	Lodge Farm Sports Ground	LE11 3LF	Charnwood Borough Council	PR: The site should be protected as "playing fields" in the Local Plan. The site is used by Loughborough United FC for adult football.									
					E: Users of the site reported "graffiti on changing room, broken exterior panelling and fire damage to changing room door." It is									




SUB-AREA					SPORT									
LOUGHBOROUGH	SETTLEMENT	SITE	POSTCODE	SITE OWNERSHIP / MANAGEMENT	FOOTBALL	CRICKET	RUGBY UNION	HOCKEY	RUGBY LEAGUE	ATHLETICS	BOWLS	GOLF	NETBALL	TENNIS
					recommended that Charnwood Borough Council invests in better protection from antisocial behaviour for the site.									
					It is also recommended that the ancillary facilities be refurbished to repair the damage caused by antisocial behaviour in the past.									
					PV: No further provision has been identified for this site.									
	Loughborough	Longcliffe Golf Club	LE11 3YA	Sports Club								PR: This site should be protected as "sports facilities" in the Local Plan		
	Loughborough	Loughborough College (The Radmoor Centre) – AGP	LE11 3BT	Loughborough Endowed Schools	PR: The site should be protected as "playing fields" in the Local Plan.									
					The site (AGP) is used by Loughborough Churches for matches and Loughborough Foxes for training as well as for casual, unaffiliated use and by the school for PE and school fixtures.									
						E: No further enhancement has been identified for this site.								




SUB-AREA					SPORT									
LOUGHBOROUGH	SETTLEMENT	SITE	POSTCODE	SITE OWNERSHIP / MANAGEMENT	FOOTBALL	CRICKET	RUGBY UNION	HOCKEY	RUGBY LEAGUE	ATHLETICS	BOWLS	GOLF	NETBALL	TENNIS
						PV: No further provision has been identified for this site.								
	Loughborough	Loughborough Endowed Schooland Grammar +C3r School (shared site)	LE11 2DU	Private – School	PR: The site should be protected as “playing fields” in the Local Plan. No formal demand has been identified on the site’s mini pitches, but they are understood to be used by the school for PE use.	PR: This site should be protected as “playing fields” in the Local Plan. The site is not used by the community but is used by the school for matches, training, physical education and other activity.		PR: This site should be protected as “playing fields” in the Local Plan. The site is used by Loughborough Town HC for 3 match slots on a Sunday.					PR: This site should be protected as “sports facilities” in the Local Plan.	PR: This site should be protected as “sports facilities” in the Local Plan.
					E: No further enhancement has been identified for this site.	The cricket pitch is the subject of a planning application for a new full-sized hockey appropriate AGP. As the cricket pitch is currently unavailable for community use and the school has other pitches that it can use to play and teach the cricket, there is no strategic argument for recommending against the new AGP from being built on the site of the cricket pitch.		E: It is recommended this site be prioritised for hockey use and formal community use agreements of a minimum of 3 years be signed to provide local clubs with security of tenure. Should Loughborough Town HC lose access to Loughborough University pitches, it is recommended this site be identified as the main hub site for hockey in Loughborough, and that England Hockey works with the school and the clubs to reach a favourable security of tenure agreement for the site.						




SUB-AREA					SPORT									
LOUGHBOROUGH	SETTLEMENT	SITE	POSTCODE	SITE OWNERSHIP / MANAGEMENT	FOOTBALL	CRICKET	RUGBY UNION	HOCKEY	RUGBY LEAGUE	ATHLETICS	BOWLS	GOLF	NETBALL	TENNIS
					PV: No further provision has been identified for this site.	E: No further enhancement has been identified as part of this study.		PV: Should such a circumstance arise whereby Loughborough Town HC should lose access to Loughborough University and Welbeck Defence Sixth Form College, England Hockey should work with the club and Loughborough Endowed Schools to establish if replacing the surface of the AGP with a water-based surface (to allow Loughborough Town HC to continue to have access to a water-based pitch) would be in the school's interests. Such an investment would require a formal community use agreement between the school, England Hockey and the hockey clubs using the site.						
						PV: No further provision has been identified as part of this study.								
								PR: Hockey AGP – This site should be protected as “playing fields” in the Local Plan. The site is used by Loughborough						




SUB-AREA					SPORT									
LOUGHBOROUGH	SETTLEMENT	SITE	POSTCODE	SITE OWNERSHIP / MANAGEMENT	FOOTBALL	CRICKET	RUGBY UNION	HOCKEY	RUGBY LEAGUE	ATHLETICS	BOWLS	GOLF	NETBALL	TENNIS
								Town HC for 3 match slots on a Sunday. The pitch surface will need to be replaced in 5–7 years.						
	Loughborough	Loughborough University	LE11 3TU		PR: The site should be protected as “playing fields” in the Local Plan. No community demand has been identified on the grass pitches for this site. However, Burton Falcons have been identified as using the site’s AGPs for their training along with the student teams.	PR: This site should be protected as “playing fields” in the Local Plan. The site is not used by the community but is used by the university for matches, training, physical education and other activity.	PR: The site should be protected as “playing fields” in the Local Plan. The site is not used by the community for rugby union but is used by the university’s student teams.	PR: This site should be protected as “playing fields” in the Local Plan. The site is used by Loughborough Students Men’s HC, Loughborough Students Ladies’ HC and by Loughborough Town HC as their principal site. Loughborough Town HC uses the site for 8 hours per week for training and a further 8 match slots on Saturdays.		PR: This site should be protected as “sports facilities” in the Local Plan			PR: This site should be protected as “sports facilities” in the Local Plan	PR: This site should be protected as “sports facilities” in the Local Plan
					E: No further enhancement has been identified for this site.	E: No further enhancement has been identified as part of the study.	E: No further enhancement has been identified for this site.	E: The study has determined that the University has no interest in signing a formal community use agreement with Loughborough Town HC. However, if this situation were to change, it is recommended that England Hockey and the club work with the university to reach a more formal agreement to provide security of tenure on the site for		E: In the short term, it is recommended that Charnwood Athletics Club, Loughborough University, British Athletics and any other key stakeholders should establish a Paula Radcliffe Stadium Users’ Group to be chaired by the university. Once established, it is recommended that the users’ group should to help to formulate an agreed				




SUB-AREA					SPORT									
LOUGHBOROUGH	SETTLEMENT	SITE	POSTCODE	SITE OWNERSHIP / MANAGEMENT	FOOTBALL	CRICKET	RUGBY UNION	HOCKEY	RUGBY LEAGUE	ATHLETICS	BOWLS	GOLF	NETBALL	TENNIS
								community hockey.		timetable of use for the facility to ensure all voices are heard and pressures on track time better understood by all parties. Membership of the users' group should also guarantee a minimum of 3 years' security of use of the facility. This term should be written into the constitution of the group and agreed by all members. This security of use will allow users to commit to improved future planning and to seek alternative facilities to use should their demand outweigh the allocation agreed to be given to them.				
					PV: No further provision has been identified for this site.	PV: No further provision has been identified as part of this study.	PV: No further provision has been identified for this site.	It is recommended that the sand-based AGP be resurfaced as sand-dressed to improve the facility for hockey.		PR: Charnwood Athletics Club should explore the possibility of accessing Ratcliffe College's track for some sessions.				
					PR: Football AGP – The site should be protected as "playing fields" in the Local Plan. Burton Falcons use the site's AGPs for their training, along with the student teams. Pitch surfaces			PV: No further provision has been identified for this site.						




SUB-AREA					SPORT									
LOUGHBOROUGH	SETTLEMENT	SITE	POSTCODE	SITE OWNERSHIP / MANAGEMENT	FOOTBALL	CRICKET	RUGBY UNION	HOCKEY	RUGBY LEAGUE	ATHLETICS	BOWLS	GOLF	NETBALL	TENNIS
					will need to be replaced in next 5-7 years.									
								PR: Hockey AGP – This site should be protected as “playing fields” in the Local Plan. The site is used by Loughborough Students Men’s HC, Loughborough Students Ladies’ HC and by Loughborough Town HC as their principal site. Loughborough Town HC uses the site for 8 hours per week for training and a further 8 match slots on Saturdays. Pitch surfaces will need to be replaced ASAP given its age.						
	Loughborough	Loughborough Charnwood Old Boys CC (Ashby Road)	LE11 3QU	Private		PR: This site should be protected as “playing fields” in the Local Plan. The site is being used by Loughborough Charnwood Old Boys for their two adult male teams.								
						E: It is recommended that the ECB, LCCC, Charnwood Borough Council and the site owner support the club to establish a new long lease on								




SUB-AREA					SPORT									
LOUGHBOROUGH	SETTLEMENT	SITE	POSTCODE	SITE OWNERSHIP / MANAGEMENT	FOOTBALL	CRICKET	RUGBY UNION	HOCKEY	RUGBY LEAGUE	ATHLETICS	BOWLS	GOLF	NETBALL	TENNIS
						the site to guarantee continued club access.								
						It is recommended that the club works with the LCCC and ECB in order to enhance maintenance provision on site, with particular focus on the drainage at the site.								
						PV: The club has an artificial wicket on site; however, this is in a poor condition.								
						It is recommended that the club is supported in replacing this NTP, to offset demand on the grass pitches should junior cricket be established at the site in the future.								
	Loughborough	Loughborough Greenfields Sports and Social Club	LE11 3HZ	Sports Club		PR: This site should be protected as "playing fields" in the Local Plan. The site is being used by Loughborough Greensfield CC for 3 adult and 3 junior teams.					PR: This site should be protected as "sports facilities" in the Local Plan			PR: The site should be protected as "playing fields" in the Local Plan. The site provides for a community tennis club.
						E: It is recommended that the club works with the LCCC and ECB in order to improve maintenance								




SUB-AREA					SPORT									
LOUGHBOROUGH	SETTLEMENT	SITE	POSTCODE	SITE OWNERSHIP / MANAGEMENT	FOOTBALL	CRICKET	RUGBY UNION	HOCKEY	RUGBY LEAGUE	ATHLETICS	BOWLS	GOLF	NETBALL	TENNIS
						provision and equipment on site. Improved maintenance would help to meet the high level of demand placed on it by the club.								
						PV: Due to the number of junior teams at this site, it is recommended that an artificial wicket be installed in order to offset some of the junior cricket demand currently being placed on the grass wickets. Relocating junior demand from the grass wickets and would help to increase the quality of grass wicket provision.								
	Loughborough	Loughborough Grammar School	LE11 2DU	Private – School			PR: The site should be protected as “playing fields” in the Local Plan. The site is not used by the community for rugby union, but is used for PE and other school activities.							
							E: No further enhancement has been identified for this site.							
							PV: No further provision has been identified for this site.							




SUB-AREA					SPORT										
LOUGHBOROUGH	SETTLEMENT	SITE	POSTCODE	SITE OWNERSHIP / MANAGEMENT	FOOTBALL	CRICKET	RUGBY UNION	HOCKEY	RUGBY LEAGUE	ATHLETICS	BOWLS	GOLF	NETBALL	TENNIS	
	Loughborough	Loughborough Rugby Football Club	LE11 5FJ	Charnwood Borough Council			PR: The site should be protected as "playing fields" in the Local Plan. The site is used by Loughborough RFC for all 19 teams. The club has secured tenure on the site from Charnwood Borough Council until 2060. The site is also used by Loughborough College for 2 U18s teams. As the largest club in Charnwood, this represents a high-priority site for rugby union in the borough.		PR: Loughborough RFC should be protected as "Playing Fields" in the Local Plan. The site is used by Loughborough RFC Rugby League Club. It is the only community accessible rugby league pitch in the borough.						
	Loughborough	Loughborough Lawn Tennis Club	LE11 3NP	Sports Club											PR: The site should be protected as "playing fields" in the Local Plan. The site provides for a community tennis club.
	Loughborough	Loughborough Queens Park Bowls Club	LE11 3DU	Charnwood Borough Council							PR: This site should be protected as "sports facilities" in the Local Plan				
											E: This site is a priority for investment to improve facilities.				
	Loughborough	Nanpantan Sports Ground	LE11 3TN	Charnwood Borough Council	PR: The site should be protected as "playing fields" in the Local Plan. The site is used by Falcons for adult football and by	PV: This site should be protected as "playing fields" in the Local Plan. The site is being used by Fantana CC (two adult					PR: This site should be protected as "sports facilities" in the Local Plan				PR: The site should be protected as "playing fields" in the Local Plan. The site provides for a community tennis club.




SUB-AREA					SPORT									
LOUGHBOROUGH	SETTLEMENT	SITE	POSTCODE	SITE OWNERSHIP / MANAGEMENT	FOOTBALL	CRICKET	RUGBY UNION	HOCKEY	RUGBY LEAGUE	ATHLETICS	BOWLS	GOLF	NETBALL	TENNIS
					Loughborough Emmanuel Youth FC for ages U8, U11, U13, U14 and U18.	teams), Leuva Patdar CC (one adult male team), and Loughborough Outwoods (four adult male teams).								
					E: Loughborough Dynamo FC has reported that they will seek to hire pitches at Nanpantan to accommodate the growth of their club next season. It is therefore recommended that Charnwood Borough Council works closely with IDverde and the clubs to ensure the maintenance procedures currently being undertaken are adequate to support this additional demand. It is recommended that the ancillary facilities servicing the pitches be refurbished to FF specifications to reflect the site's importance as a football hub.	E: It is recommended that Charnwood Borough Council work with the LCCC and ECB in order to enhance the maintenance regime on-site and improve carrying capacity. There should be particular focus on the outfield here.								
					PV: No further provision has been identified for this site.	It is recommended Charnwood Borough Council works with the ECB and the resident clubs to identify funding sources for upgrading all								




SUB-AREA					SPORT									
LOUGHBOROUGH	SETTLEMENT	SITE	POSTCODE	SITE OWNERSHIP / MANAGEMENT	FOOTBALL	CRICKET	RUGBY UNION	HOCKEY	RUGBY LEAGUE	ATHLETICS	BOWLS	GOLF	NETBALL	TENNIS
						ancillary facilities on this site.								
					PR: The site should be protected as "playing fields" in the Local Plan. The site is used by Loughborough Dynamo FC, for Adult 11 v 11 and U18s football, and Loughborough College Ladies' team.	PV: It is recommended that the current built net facility is replaced with a new, 2-bay net facility to improve the quality of practice facilities on the site.								
					E: It is recommended the FF and LRFA work with Charnwood Borough Council and the club to refurbish the ancillary facilities and identify funding sources to enable this work to be undertaken.									
					PV: No further provision has been identified for this site at present. However, the club has reported that it has ambitions to replace the stadium pitch with a FIFA-quality 3G AGP. It is recommended that the FF and LRFA continues to work with the club and Charnwood Borough Council to monitor the on-going need for this facility.									




SUB-AREA					SPORT									
LOUGHBOROUGH	SETTLEMENT	SITE	POSTCODE	SITE OWNERSHIP / MANAGEMENT	FOOTBALL	CRICKET	RUGBY UNION	HOCKEY	RUGBY LEAGUE	ATHLETICS	BOWLS	GOLF	NETBALL	TENNIS
					However, the current level of reported use and the spare capacity of pitches in the area means there is little evidence supporting the prioritisation of this project.									
	Loughborough	Park Road Sports Ground	LE11 2ED	Charnwood Borough Council		PR: This site should be protected as "playing fields" in the Local Plan. The site is used by Loughborough Town CC, who have 14 junior and 4 adult teams.					PR: This site should be protected as "sports facilities" in the Local Plan.			PR: This site should be protected as "sports facilities" in the Local Plan.
						E: It is recommended that the club works with Charnwood Borough Council to address antisocial behaviour at the site. Issues of arson, vandalism and damage to club property need to be addressed.								E: Provision of 6 floodlit courts is an investment priority at this site.
						PV: No further provision has been identified as part of this study.								




SUB-AREA					SPORT									
LOUGHBOROUGH	SETTLEMENT	SITE	POSTCODE	SITE OWNERSHIP / MANAGEMENT	FOOTBALL	CRICKET	RUGBY UNION	HOCKEY	RUGBY LEAGUE	ATHLETICS	BOWLS	GOLF	NETBALL	TENNIS
	Loughborough	Rendell Primary School	LE11 1LJ	Academy Trust	PR: The site should be protected as "playing fields" in the Local Plan. There is no community use of this site recorded by this study; however, the site is well-used by the school for PE and school fixtures.									
					E: No further enhancement has been identified for this site.									
					PV: No further provision has been identified for this site.									
	Loughborough	Robert Bakewell Primary School	LE11 5UJ	Academy Trust	PR: The site should be protected as "playing fields" in the Local Plan. There is no community use of this site recorded by this study; however, the site is well-used by the school for PE and school fixtures.									
					E: No further enhancement has been identified for this site.									
					PV: No further provision has been identified for this site.									
	Loughborough	Shelthorpe Golf Course	LE11 2JS	Charnwood Borough Council								PR: Protect at least part of the existing course as "sports facilities" in the Local Plan;		




SUB-AREA					SPORT									
LOUGHBOROUGH	SETTLEMENT	SITE	POSTCODE	SITE OWNERSHIP / MANAGEMENT	FOOTBALL	CRICKET	RUGBY UNION	HOCKEY	RUGBY LEAGUE	ATHLETICS	BOWLS	GOLF	NETBALL	TENNIS
												protect remainder of course as Public Open Space.		
												E: Reviews the findings of the 2018 PPS in the context of the 2017 Open Space Assessment and considers the options for the future of the Shelthorpe Golf Course Site, i.e. redevelopment of some of the course as open space to address under-supply in sub-area.		
	Loughborough	Woodbrook Vale High School	LE11 2ST	Academy Trust	PR: The site should be protected as "playing fields" in the Local Plan. The site is used by Loughborough Foxes for U11, U13s-U16, as well as PE and school fixtures.	PR: This site should be protected as "playing fields" in the Local Plan; however there is no formal community use on site.	PR: The site should be protected as "playing fields" in the Local Plan. The site is not used by the community for rugby union but is used by the school's student teams for matches and PE lessons.						PR: This site should be protected as "sports facilities" in the Local Plan.	PR: This site should be protected as "sports facilities" in the Local Plan.
					E: It is recommended that the FF and the LRFA work with the school and the club to address the poor drainage on-site by improving the quality of the maintenance of pitches. The FF and LRFA should work with the club and the school to identify what procedures should be added to the	E: There are no grass wickets on-site; there is one artificial wicket which scores poorly in terms of quality. In order to maintain a suitable level of provision, it is therefore recommended that the school works with the LCCC and ECB to improve this aspect and consequently increase the quality of	E: No further enhancement has been identified for this site.						E: This site should be upgraded to a minimum of standard quality netball courts.	E: It is recommended that all courts be upgraded to a minimum of standard quality. This includes bringing the quality of posts, fencing, lines and the surfaces to an appropriate level.




SUB-AREA					SPORT									
LOUGHBOROUGH	SETTLEMENT	SITE	POSTCODE	SITE OWNERSHIP / MANAGEMENT	FOOTBALL	CRICKET	RUGBY UNION	HOCKEY	RUGBY LEAGUE	ATHLETICS	BOWLS	GOLF	NETBALL	TENNIS
					maintenance regime and the potential sources of funding for this project.	provision on site.								
					It is also recommended that the FF and LRFA help the school to identify funding streams for replacing rusted goal posts.	PV: No further provision has been identified as part of this study.	PV: No further provision has been identified for this site.							
					PV: It is recommended Charnwood Borough Council works with the school to work on anti-vandalism measures to prevent further damage to the site.									
							E: It is recommended the RFU works with the club to improve the maintenance of the site to M1 level across all 3 pitches. The RFU should help the club identify which additional maintenance procedures would be most effective in combating the issue of drainage on the site and advise on sourcing funding for the additional maintenance.							




SUB-AREA					SPORT										
LOUGHBOROUGH	SETTLEMENT	SITE	POSTCODE	SITE OWNERSHIP / MANAGEMENT	FOOTBALL	CRICKET	RUGBY UNION	HOCKEY	RUGBY LEAGUE	ATHLETICS	BOWLS	GOLF	NETBALL	TENNIS	
							<p>Enhancing the pitches to this level will not provide enough capacity for the site to meet existing demand. In order to increase capacity on the site and capable of meeting demand it is recommended that, should the club be able to demonstrate the resources and expertise to maintain the pitches to the level required, the RFU should support the club in installing artificial drainage on 1 of the pitches on the site. This will provide the pitches with enough spare capacity to meet existing demand.</p> <p>However, the club is projected to add a further adult men's team, 2 further junior boys' teams and a mini team by 2036. It is therefore recommended that the RFU continues to work with the club to identify an ongoing approach and enhance the capacity of the site to the appropriate levels by this timescale.</p>								



SUB-AREA					SPORT										
LOUGHBOROUGH	SETTLEMENT	SITE	POSTCODE	SITE OWNERSHIP / MANAGEMENT	FOOTBALL	CRICKET	RUGBY UNION	HOCKEY	RUGBY LEAGUE	ATHLETICS	BOWLS	GOLF	NETBALL	TENNIS	
							<p>At present the site has one floodlit area, which caters for all training demand. Improving the level of maintenance on this pitch is expected to increase capacity in order to meet current demand. It is recommended that the RFU works with the club to monitor the impact of increased maintenance on this area to ensure that this has achieved the adequate levels of capacity required by the club.</p>								
							<p>It is recommended that the existing floodlighting on the training pitch be replaced with recognised standard floodlighting. In addition, a further pitch should be floodlit to enhance the ability of the club to cater to evening pitch demand throughout the season.</p>								
							<p>It is recommended that the RFU helps to support the club in developing the clubhouse facilities on site. The RFU should work with the</p>								




SUB-AREA					SPORT									
LOUGHBOROUGH	SETTLEMENT	SITE	POSTCODE	SITE OWNERSHIP / MANAGEMENT	FOOTBALL	CRICKET	RUGBY UNION	HOCKEY	RUGBY LEAGUE	ATHLETICS	BOWLS	GOLF	NETBALL	TENNIS
							club to identify sources of funding to help them raise the stated £200,000 required to realise the project.							
							PV: No further provision is recommended for this site.							
	Loughborough	3M Healthcare Sports and Social Club	LE12 8UE	Private	PR: The site should be protected as "playing fields" in the Local Plan. The site is used by FC Cione and Quorn Juniors FC.									
					E: No enhancement has been identified for this site									
					PV: No further provision has been identified for this site									




RURAL SOUTH EAST


SUB-AREA					SPORT							
RURAL SOUTH EAST	SETTLEMENT	SITE	POSTCODE	SITE OWNERSHIP / MANAGEMENT	FOOTBALL	CRICKET	RUGBY UNION	HOCKEY	ATHLETICS	GOLF	NETBALL	TENNIS
	Barkby and Barkby Thorpe	Barkby United Cricket Club	LE7 3QB	Private		It is recommended that the club works with the LCCC and ECB in order to identify funding sources for end of season maintenance at the site, which should increase the carrying capacity at the site.						
						It is recommended that the club also look to work with Leicestershire County Council in order to address the speed limit of the road neighbouring the site. There are multiple reports of incidents of cars coming through the fencing. This could endanger players in the outfield. It is recommended that relevant signage is installed along with secure fencing around the outfield to prevent injury through incidents.						
						PV: The club has a growing youth set-up. It also plans to establish disability teams and a women's set-up to further expand the club. In order to increase carrying capacity at the site it is recommended that the club improves the quality of their artificial wicket, through relaying of the surface or an improved maintenance regime; collaboration with the LCCC is appropriate here.						




SUB-AREA					SPORT							
RURAL SOUTH EAST	SETTLEMENT	SITE	POSTCODE	SITE OWNERSHIP / MANAGEMENT	FOOTBALL	CRICKET	RUGBY UNION	HOCKEY	ATHLETICS	GOLF	NETBALL	TENNIS
	Cossington	Cossington Recreation Ground, Platts Lane	LE7 4UZ	Charity / Trust	PR: The site should be protected as "playing fields" in the Local Plan. No formal demand has been identified for this site by this study.	PR: The site should be protected as "playing fields" in the Local Plan. This site is used by Queniborough CC for their third and fourth adult teams. (Rest of teams use Rearsby Road).	PR: The site should be protected as "playing fields" in the Local Plan. No formal demand has been identified for this site by this study.					
					E: It is recommended this pitch be re-designated to provide additional capacity for the Sileby Vikings RFC, who use the site and are currently at capacity on their only pitch.		E: It is recommended this pitch be re-designated to provide additional capacity for the Sileby Vikings RFC, who use the site and are currently at capacity on their only pitch.					
					E: It is recommended that the FF and LRFA work with the club and Platt Lane Charity to identify increased maintenance on the site – especially on refurbishing goalmouths at the end of the season. It is recommended the FF and the LRFA support the club and Platt Lane Charity to identify sources of funding for this increased work.		PV: It is recommended the RFU works with Sileby Vikings RFC and Platts Charity to source funding for new posts and for additional maintenance to care for the pitch.					
					It is recommended the AGP be re-surfaced. It is recommended Charnwood Borough Council works with Platt Lane Charity to identify sources for helping to fund this work.							
					PV: It is recommended that the FF and LRFA ensure the club has access to appropriately sized, removable Mini 5 v 5 goals to ensure that FA guidelines are being adhered to, even when over-marked pitches are being used.							




SUB-AREA					SPORT							
RURAL SOUTH EAST	SETTLEMENT	SITE	POSTCODE	SITE OWNERSHIP / MANAGEMENT	FOOTBALL	CRICKET	RUGBY UNION	HOCKEY	ATHLETICS	GOLF	NETBALL	TENNIS
					PV: It is recommended the RFU works with Sileby Vikings RFC and Platts Charity to source funding for new posts and for additional maintenance to care for the pitch.							
							The RFU should work with the club, Charnwood Borough Council, Platts Charity and Cossington PC to install floodlighting on one of the pitches to increase floodlight capacity on the site and remove the need to use the poor-quality paddock to the east of the site.					
	East Goscote	Beedles Lake Golf Centre	LE7 3WQ	Private Commercial						PR: This site should be protected as "sports facilities" in the Local Plan.		
	East Goscote	Jubilee Playing Fields	LE7 3ZL	Parish Council	PR: The site should be protected as "playing fields" in the Local Plan. The site is used by East Goscote Juniors FC and East Goscote United.							
					E: It is recommended that the FF and LF works with East Goscote PC and the club to improve the maintenance on the site in order to address the poor drainage on site and to increase carrying capacity. It is recommended that an FA pitch assessor visits the site to identify what maintenance procedures would be most effective. It is recommended the FF and LRFA work with the PC and the club to identify sources of							



SUB-AREA					SPORT							
RURAL SOUTH EAST	SETTLEMENT	SITE	POSTCODE	SITE OWNERSHIP / MANAGEMENT	FOOTBALL	CRICKET	RUGBY UNION	HOCKEY	ATHLETICS	GOLF	NETBALL	TENNIS
					funding for any additional maintenance works.							
					It is recommended the pitch be resized to be more appropriate for the current nature of its use.							
					PV: It is recommended the FF and LRFA work with the PC and the club to ensure the appropriately sized goals are being provided for the site.							
	Queniborough	King George Playing Fields	LE7 3DR	Parish Council							PR: The site should be protected as "playing fields" in the Local Plan.	PR: The site should be protected as "playing fields" in the Local Plan.
	Queniborough	Rearsby Road	LE7 3DH	Parish Council	PR: The site should be protected as "playing fields" in the Local Plan. The site is used by Queniborough FC and Syston Town Juniors for adult football.	PR: The site should be protected as "playing fields" in the Local Plan. This site is used by Queniborough CC for two adult teams.						
					E: It is recommended the FF and LRFA work with the clubs and Queniborough PC to identify funding to level the pitch from its significant undulation.	E: This site ranks poorly on all facility element scores. It is recommended that the club works with LCCC to establish increased maintenance to improve the overall quality of the site, with particular emphasis on the grass wicket and outfield.						
					It is recommended the FF and the LRFA work with the club and PC to upgrade the quality of the ancillary facilities to FF specifications.	It is also recommended that the club works with the LCCC, ECB and Queniborough Parish Council in order to identify funding sources to renovate the current ancillary which is in an extremely poor condition.						




SUB-AREA					SPORT							
RURAL SOUTH EAST	SETTLEMENT	SITE	POSTCODE	SITE OWNERSHIP / MANAGEMENT	FOOTBALL	CRICKET	RUGBY UNION	HOCKEY	ATHLETICS	GOLF	NETBALL	TENNIS
					PV: No further provision has been identified for this site.	PV: No further provision has been identified as part of this study.						
	Ratcliffe-on-the-Wreake	Ratcliffe College	LE7 4SG	Private – School	PR: The site should be protected as “playing fields” in the Local Plan. There is not community use of this site recorded by this study; however, the site is well-used by the college for PE and school fixtures.	PR: This site should be protected as “playing fields” in the Local Plan. The site is not used by the community but is used by the school for matches, training, physical education and other activity.	PR: The site should be protected as “playing fields” in the Local Plan. The site is not used by the community for rugby union but is used by the school’s student teams for matches and PE lessons.	PR: This site should be protected as “playing fields” in the Local Plan. The site is not available for community hockey use but is being used by the school for hockey and other activities.	PR: This site should be protected as “sports facilities” in the Local Plan		PR: This site should be protected as “sports facilities” in the Local Plan	
					E: No further enhancement has been identified for this site.	E: It is recommended that the school works with the LCCC and ECB in order to identify sources of funding for increased maintenance provision; this is with specific reference to the grass wickets as these are significantly poorer than the other facility elements on the site. This will improve the overall provision of the site along with increasing carrying capacity.	E: No further enhancement has been identified for this site.	E: No further enhancements are recommended for this site.				
					PV: No further provision has been identified for this site.	PV: No further provision has been identified as part of this study.	PV: No further provision has been identified for this site.	PV: No further provision has been identified for this site.				
					PR: The site should be protected as “playing fields” in the Local Plan.	Football AGP		PR: Hockey AGP – This site should be protected as “playing fields” in the Local Plan. The site is not available for community hockey use but is being used by the school for hockey and other activities.				




SHEPSHED-HATHERN


SUB-AREA					SPORT						
SHEPSHED-HATHERN	SETTLEMENT	SITE	POSTCODE	SITE OWNERSHIP / MANAGEMENT	FOOTBALL	CRICKET	RUGBY UNION	BOWLS	CYCLING	NETBALL	TENNIS
	Hathern	Pasture Lane Playing Fields	LE12 5LJ	Parish Council	PR: The site should be protected as “playing fields” in the Local Plan. No community use of this pitch has been identified by the study – however, the site is used by a cricket club in the summer.						
					E: No further enhancement has been identified for this site.						
					PV: No further provision has been identified for this site.						
	Hathern	Pasture Lane Playing Fields (Site 2)	LE12 5LJ	Parish Council	PR: The site should be protected as “playing fields” in the Local Plan. The site is used by Hathern FC for adult football matches and training.	PR: The site should be protected as “playing fields” in the Local Plan. The site is used by Hathern Old CC for their three adult teams.					
					E: No further enhancement has been identified for this site.	E: It is recommended that collaboration between the club and the Parish Council occur in order to address the issue of dog fouling on site. The club can be supported through installing bins and signage and stressing the importance of responsible dog ownership to reduce the issue of dog fouling on this site.					
					PV: The changing rooms for this site are currently temporary cabins. It is recommended that the FF and LRFA work with the club and Hathern PC to identify funding sources to finance this project.	New maintenance equipment is a priority for the club and it is recommended that the club works with the LCCC and ECB in order to identify funding sources for equipment which will enhance the quality of provision as a consequence.					




SUB-AREA					SPORT						
SHEPshed-HATHERN	SETTLEMENT	SITE	POSTCODE	SITE OWNERSHIP / MANAGEMENT	FOOTBALL	CRICKET	RUGBY UNION	BOWLS	CYCLING	NETBALL	TENNIS
						PV: No further provision has been identified as part of this study.					
	Shepshed	The Dovecote Stadium	LE12 9BN	Private	PR: The site should be protected as "playing fields" in the Local Plan. The site is used by Shepshed Dynamo FC and Ingles FC.						
					E: It is recommended that the condition of the ancillary facilities be upgraded. It is recommended that the FF and LRFA work with the club to identify finances and resources to refurbish the changing rooms and boiler.						
					PV: No further provision has been identified for this site.						
	Shepshed	Iveshead School	LE12 9DB	Leicestershire County Council	PR: The site should be protected as "playing fields" in the Local Plan. The site is used by Shepshed Dynamo Youth and Junior FC for ages U8–17. AFC Sporting Charnwood also use the site for adult football. The site is also well-used for PE and school matches. The AGPs are used by AFC Sporting Charnwood, Shepshed Dynamo Youth & Junior for training and are also used by the community for informal and casual use.	PR: This site should be protected as "playing fields" in the Local Plan. The site was used by Leicester Cricket Academy; however, it is understood the club will not be returning to the site in the new season and that there is no community use expected for the 2018 season.	PR: The site should be protected as "playing fields" in the Local Plan. The site is used by Shepshed RFC. The club has 1 senior team and two junior teams at U7s and U8s. It is understood the club has no formal security of tenure on the site beyond one season.			PR: This site should be protected as "sports facilities" in the Local Plan.	
					E: It is recommended that the maintenance of the site be improved to address drainage issues. It is recommended the school resurfaces the 2 small-sided AGPs imminently.	E: It is recommended that the LCCC and ECB work with the school to establish a community use agreement in order to utilise the site.	E: It is recommended the RFU works with the school and the club to agree a secured community use agreement for the site guaranteeing use for a minimum of 3 years.				




SUB-AREA					SPORT						
SHEPshed-HATHERN	SETTLEMENT	SITE	POSTCODE	SITE OWNERSHIP / MANAGEMENT	FOOTBALL	CRICKET	RUGBY UNION	BOWLS	CYCLING	NETBALL	TENNIS
					PV: It is recommended that a minimum of 1 set of portable 9v9 goals are added to the site to ensure that teams can play with goals appropriate for their age group.	If an agreement is established, then it is recommended that the club work with the school and the LCCC in order to improve maintenance provision on-site, with particular focus on the grass wickets.	The club has reported that some form of floodlighting, allowing them to train at the site during weekday evenings would be a major improvement for the club. It is recommended that the RFU works with the club to understand if this is a possibility for the school and if so, to help identify potential funding sources for such a project. It is recommended that the RFU and the club work with the school to identify a way of improving the maintenance programme at the site, which the club has identified as being inadequate for their needs. The additional capacity delivered through improved maintenance could address any additional demand for rugby on site.				
						PV: No further provision has been identified as part of this study.	PV: No further provision has been identified for this site.				
	Shepshed	Little Haw Lane Playing Fields	LE12 9LN	Town Council	PR: The site should be protected as "playing fields" in the Local Plan. The site is used by Shepshed Amateurs FC and Ingles FC for adult football. Loughborough Dynamo also use the site for their under 13s team.						
					E: It is recommended the FF and LRFA work with Shepshed Town Council to address the unevenness of the site. It is recommended the FF and LRFA work with the town council to identify funding sources for this work.						
					PV: No further provision has been identified for this site.						



SUB-AREA					SPORT						
SHEPshed-HATHERN	SETTLEMENT	SITE	POSTCODE	SITE OWNERSHIP / MANAGEMENT	FOOTBALL	CRICKET	RUGBY UNION	BOWLS	CYCLING	NETBALL	TENNIS
	Shepshed	Morley Lane Cricket Ground	LE12 9EU	Private		PR: This site should be protected as "playing fields" in the Local Plan. The site is being used by Shepshed CC for seven teams.					
						E: It is recommended that the ECB and the LCCC support the club by identifying sources of funding that can be used to finance the purchase of new maintenance equipment for the site. Such equipment would be used to improve the quality of the square and thereby help to address the carrying capacity issues it currently faces.					
						PV: It is recommended the ECB and LCCC supports the club in identifying funding streams for replacing the ancillary facility. The facility is wooden and rotting in places and in need of replacement within 5 years.					
	Shepshed	Pudding Bag Lane	LE12 9GD	Private		PR: This site should be protected as "playing fields" in the Local Plan. The site is used by Shepshed CC.					
						E: It is recommended that the club works with Charnwood Borough Council in order to support negotiation around a new lease on the site.					
						It is also recommended that the club works with the LCCC and ECB in order to source funding sources for the replacement of covers and maintenance equipment, which will enhance the quality of provision on-site and improve the carrying capacity.					




SUB-AREA					SPORT						
SHEPshed-HATHERN	SETTLEMENT	SITE	POSTCODE	SITE OWNERSHIP / MANAGEMENT	FOOTBALL	CRICKET	RUGBY UNION	BOWLS	CYCLING	NETBALL	TENNIS
						PV: It is recommended the ECB and LCCC work with the club to replace the pavilion, which is wooden and rotting in places. It is recommended the pavilion is replaced within the next 5 years.					
	Shepshed	Shepshed BMX Track	LE12 9SH	Town Council					PR: This site should be protected as "sports facilities" in the Local Plan.		
	Shepshed	Shepshed Town Bowls Club	LE12 9QF	Sports Club				PR: This site should be protected as "sports facilities" in the Local Plan.			
	Shepshed	Saint Winefride's Catholic Primary School	LE12 9AE	Academy Trust		No secured use on-site.					




SOAR VALLEY


SUB-AREA	SPORT													
	SOAR VALLEY	SETTLEMENT	SITE	POSTCODE	SITE OWNERSHIP / MANAGEMENT	FOOTBALL	CRICKET	RUGBY UNION	HOCKEY	BOWLS	CYCLING	GOLF	NETBALL	TENNIS
	Barrow-upon-Soar	Barrow Town Cricket Club	LE12 8PD	Sports Club		PR: The site should be protected as "playing fields" in the Local Plan. This site is used by Barrow Town Cricket Club for their three adult teams.								
						E: It is recommended that the club works with the LCCC and ECB in order to identify funding sources for the renovation of the existing equipment shed, along with renovation to the perimeter fencing to the south east of the site in order to achieve full security at the site.								
						PV: No further provision has been identified as part of this study.								
	Barrow-upon-Soar	Humphrey Perkins High School	LE12 8JU	Academy Trust	PR: The site should be protected as "playing fields" in the Local Plan. No community use of this site has been recorded as part of this study, but the fields are well used for educational use for school matches and PE.	PR: This site should be protected as "playing fields" in the Local Plan. The site is not used by the community but is used by the school for matches, training, physical education and other activity.	PR: The site should be protected as "playing fields" in the Local Plan. The site is not used by the community for rugby union but is used for PE and other school activities.						PR: This site should be protected as "sports facilities" in the Local Plan.	
					E: The school has entered the early stages of exploring the feasibility of installing a full-sized 3G AGP at the site. As Soar Valley is designated as a key area for a new 3G pitch. This is a	E: It is recommended that the LCCC and ECB work with the school to establish the situation regarding the re-purposing of part of the field for a car park and pavilion and whether this	E: No further enhancement has been identified for this site.						PV. This site should be maintained as standard quality netball courts.	




SUB-AREA	SPORT													
	SOAR VALLEY	SETTLEMENT	SITE	POSTCODE	SITE OWNERSHIP / MANAGEMENT	FOOTBALL	CRICKET	RUGBY UNION	HOCKEY	BOWLS	CYCLING	GOLF	NETBALL	TENNIS
						potential option to be explored should the pitch at Cedars Academy prove not to be possible.	will remove the cricket pitches as a consequence.							
						PV: No further provision has been identified for this site	If this is not the case, it is recommended that collaboration occurs to improve maintenance provision on the outfield.	PV: No further provision has been identified for this site.						
							PV: No further provision has been identified as part of this study.							
	Barrow-upon-Soar	King George's Playing Field	LE12 8QH	Parish Council	PR: The site should be protected as "playing fields" in the Local Plan. No affiliated demand has been identified on this site by this study. It is recommended this site be designated and protected as open space in the Local Plan.									
					E: No further enhancement has been identified for this site									
					PV: No further provision has been identified for this site									
	Birstall	Meadow Lane (Site 1; North of Site 3)	LE4 4FN	Parish Council	PR: The site should be protected as "playing fields" in the Local Plan. The site has been leased for Charnwood Borough Council by Birstall United Juniors but was not in a usable condition at the time of assessment.									




SUB-AREA	SPORT													
	SOAR VALLEY	SETTLEMENT	SITE	POSTCODE	SITE OWNERSHIP / MANAGEMENT	FOOTBALL	CRICKET	RUGBY UNION	HOCKEY	BOWLS	CYCLING	GOLF	NETBALL	TENNIS
						E: The club reports that this additional field is vital to adding capacity to the site at peak times. It is recommended that the FF, LRFA and Charnwood Borough Council work with the club to install this pitch as soon as possible and support the club in identifying funding streams for its maintenance. This is necessary, as this additional pitch will help to address the Youth 11 v 11 capacity issues on Meadow Lane (Site 2).								
						PV: The FF and LRFA should ensure any pitches installed on this site have the appropriately sized goals for competitive use.								
	Birstall	Meadow Lane (Site 2; West of Site 3)	LE4 4FN	Sports Club	PR: The site should be protected as "playing fields" in the Local Plan. The site is used by Birstall Juniors FC for ages U9–15.									
						E: It is recommended that the FF and LRFA support the club's volunteer groundsman and identify the appropriate maintenance								




SUB-AREA	SPORT												
	SETTLEMENT	SITE	POSTCODE	SITE OWNERSHIP / MANAGEMENT	FOOTBALL	CRICKET	RUGBY UNION	HOCKEY	BOWLS	CYCLING	GOLF	NETBALL	TENNIS
SOAR VALLEY					procedures to address the drainage issues on the site. It is also recommended the FF and LRFA work with the club to identify sources for funding any additional maintenance identified.								
					PV: It is recommended that the FF and LRFA support the club in replacing the ancillary facility on the site with a facility that is adequate for the club's needs.								
	Birstall	Meadow Lane (Site 3; Birstall United FC – stadium)	LE4 4FN	Private	PR: The site should be protected as “playing fields” in the Local Plan. The site is used by Birstall United’s adult teams and by the “Old Boys” team.								
					E: The ancillary facilities are showing some signs of disrepair. It is recommended the club works with the FF and LRFA to identify opportunities for funding cosmetic refurbishment of the ancillary facilities.								
					PV: No further provision has been identified for this site.								




SUB-AREA	SPORT													
	SOAR VALLEY	SETTLEMENT	SITE	POSTCODE	SITE OWNERSHIP / MANAGEMENT	FOOTBALL	CRICKET	RUGBY UNION	HOCKEY	BOWLS	CYCLING	GOLF	NETBALL	TENNIS
	Birstall	Riverside Academy	LE4 4JU	Academy Trust	PR: The site should be protected as "playing fields" in the Local Plan. There is no community use of this site recorded by this study; however, the site is well-used by the school for PE and school fixtures.									
					E: No further enhancement has been identified for this site.									
					PV: No further provision has been identified for this site.									
	Birstall	School Lane Playing Field Fields	LE4 4EA	Parish Council	PR: The site should be protected as "playing fields" in the Local Plan. The site is used by Birstall Royal British Legion and Birstall Stamford for adult football. The site is also used by Birstall United Juniors.	PR: This site should be protected as "playing fields" in the Local Plan. The site is used by Birstall Village Cricket club for two adult teams and Asian Sports CC for 3 adult teams.				PR: This site should be protected as "sports facilities" in the Local Plan.				
					E: No further enhancement has been identified for this site.	E: It is recommended that the cricket club works with the LCCC and ECB to identify sources of funding for renovation and extension of the Birstall Village Cricket club ancillary facilities.				E: This site is a priority for DDA improvements to bowls facilities.				




SUB-AREA	SPORT														
	SOAR VALLEY	SETTLEMENT	SITE	POSTCODE	SITE OWNERSHIP / MANAGEMENT	FOOTBALL	CRICKET	RUGBY UNION	HOCKEY	BOWLS	CYCLING	GOLF	NETBALL	TENNIS	
						PV: No further provision has been identified for this site.	PV: If Birstall Village Cricket Club achieves promotion, it would be required to provide a fixed practice net as part of their facilities. It is recommended that the club collaborates with Charnwood Borough Council and Birstall Parish Council around installation of a built net facility (the existing facility does not constitute a practice net for this purpose). It is also recommended that the ECB and LCCC work with the club to identify funding sources for this work.								
	Birstall	St Margaret's Bowling Club	LE4 4DE	Private - Commercial						PR: This site should be protected as "sports facilities" in the Local Plan.					
	Birstall	The Cedars Academy	LE4 4GH	Academy Trust	PR: The site should be protected as "playing fields" in the Local Plan. The site is used by Groby Town 2013 and Fairfield Athletic FC. as well as for PE and school fixtures.	PR: This site should be protected as "playing fields" in the Local Plan. The site is not used by the community but is used by the school for matches, training, physical education and other activity.	PR: The site should be protected as "playing fields" in the Local Plan. The site is not used by the community for rugby union but is used by the school's student teams for matches and PE lessons. The site was previously used by Birstall RFC, but this team has moved to a site outside of the study area.						PR: This site should be protected as "sports facilities" in the Local Plan.	PR: This site should be protected as "sports facilities" in the Local Plan.	




SUB-AREA	SPORT														
	SOAR VALLEY	SETTLEMENT	SITE	POSTCODE	SITE OWNERSHIP / MANAGEMENT	FOOTBALL	CRICKET	RUGBY UNION	HOCKEY	BOWLS	CYCLING	GOLF	NETBALL	TENNIS	
						E: It is recommended the FF and the LRFA work with the academy to improve the quality of the maintenance on the pitches.	E: Community demand has been removed from the site and consequently the grass square installed has fallen into disrepair. It is recommended the ECB and LCCC work with the academy to develop a community use agreement to help meet exported demand out of the City of Leicester (if further demand is established).	E: No further enhancement has been identified for this site.						E: This site should be upgraded to a minimum of standard quality netball courts.	E: It is recommended that all courts be upgraded to a minimum of standard quality. This includes bringing the quality of posts, fencing, lines and the surfaces to an appropriate level.
						The academy is understood to have a longstanding application for a 3G pitch on the site. The most recent application is for a small-sided pitch to be installed. It is recommended that the pitch be a full-sized 3G pitch to better meet the strategic needs of the FA and FF.	PV: No further provision has been identified as part of this study.	PV: No further provision has been identified for this site.							
						It is recommended that this option should be supported as it presents a realistic opportunity to create a new securely available 3G pitch in Soar Valley.									
						PV: No further provision has been identified for this site.									
	Mountsorrel	Halstead Road Playing Fields	LE12 7HD	Parish Council	PR: The site should be protected as "playing fields" in the Local Plan. It is used by Mountsorrel Junior										




SUB-AREA	SPORT												
	SETTLEMENT	SITE	POSTCODE	SITE OWNERSHIP / MANAGEMENT	FOOTBALL	CRICKET	RUGBY UNION	HOCKEY	BOWLS	CYCLING	GOLF	NETBALL	TENNIS
SOAR VALLEY					FC for ages U7–13.								
					E: The site did not have any pitches large enough to accommodate any matches other than mini 7 v 7 and mini 5 v 5. It is recommended the FF and LRFA ensure that teams are playing on appropriate sized pitches for their age group.								
					PV: Site currently undergoing redevelopment, which is to be completed in 2019. The site plan currently includes the installation of 1 x Adult 11 v 11, 4 x youth/mini pitches. The funding for development has been provided by multiple NGB grants and funding from the War Memorial Trust. It is recommended that the FF, LRFA and Charnwood Borough Council work with the club and the War Memorial Trust to support the development of these pitches and to ensure they are installed to FA specifications and requirements.								
					It is recommended that the FF and LRFA send a pitch inspector to verify the condition of the pitches and ensure they have been correctly installed								




SUB-AREA	SPORT													
	SOAR VALLEY	SETTLEMENT	SITE	POSTCODE	SITE OWNERSHIP / MANAGEMENT	FOOTBALL	CRICKET	RUGBY UNION	HOCKEY	BOWLS	CYCLING	GOLF	NETBALL	TENNIS
						to meet FA requirements.								
	Mountsorrel	Memorial Recreation Ground	LE12 7DB	Parish Council	PR: The site should be protected as "playing fields" in the Local Plan. The site is used by Mountsorrel Amateurs for adult football and Mountsorrel Juniors from U11–13s.	PR: This site should be protected as "playing fields" in the Local Plan. The site is being used by Mountsorrel Castle CC for their four adult teams.								
					E: The site is currently operating 2 match equivalents over capacity. It is recommended that the FF and LRFA work with the club to identify additional maintenance procedures that could be added to increase the pitch quality rating to Good and therefore increase capacity to meet current demand.	The club has expressed an interest in moving sites due to issues around public access and dog fouling and littering adversely affecting the site. Should the club move sites, it is recommended that Memorial Recreation Ground remains designated as "playing fields" in the Local Plan due to its use for football.								
					PV: It is recommended that an additional pitch be added to the south of the existing pitch (recommended to be either a Youth 11 v 11 or Adult 11 v 11 pitch) to increase capacity on the site, including adding strategic capacity to allow the clubs using this site to continue to grow. This would require significant investment into this land to convert it into an appropriate	E: No further provision has been identified as part of this study.								




SUB-AREA	SPORT												
	SETTLEMENT	SITE	POSTCODE	SITE OWNERSHIP / MANAGEMENT	FOOTBALL	CRICKET	RUGBY UNION	HOCKEY	BOWLS	CYCLING	GOLF	NETBALL	TENNIS
SOAR VALLEY					surface for football. It is recommended the FA and LRFA work with the club and the War Memorial Trust to identify sources of funding for this project.								
						PV: It is recommended that Charnwood Borough Council work with the club and the Parish Council to address the issues on site that result as a consequence of public access. The club can be supported through installing bins and signage and stressing the importance of responsible dog ownership to reduce the issue of dog fouling on this site.							
						Should the club wish to move sites, it is recommended the ECB and LCCC work with the club to identify an alternative site, such as King George's Field (see above), located just 10 minutes' drive away.							
	Mountsorrel	Rothley Sports & Social Club	LE7 7NL	Private – Commercial	PR: The site should be protected as "playing fields" in the Local Plan. The site is used by Rothley Imps								




SUB-AREA	SPORT													
	SOAR VALLEY	SETTLEMENT	SITE	POSTCODE	SITE OWNERSHIP / MANAGEMENT	FOOTBALL	CRICKET	RUGBY UNION	HOCKEY	BOWLS	CYCLING	GOLF	NETBALL	TENNIS
						Junior U13s and U15s.								
						E: It is recommended the FF and LRFA work with the club and Rothley PC to upgrade the changing facilities to FF specifications. It is recommended the FF and LRFA work with the club and PC to identify sources for funding to upgrade this facility to make it adequate for the clubs use.								
						PV: It is recommended the FF and LRFA help the club and PC by assisting them in adding DDA-compliant facilities to the site's ancillary facilities.								
	Mountsorrel	Soar Valley Leisure Centre	LE12 7FG	Charnwood Borough Council	PR: The site should be protected as "playing fields" in the Local Plan. The site caters for informal football demand.				PR: This site should be protected as "playing fields" in the Local Plan. The site is used by Charnwood Sileby HC and Charnwood Mountsorrel HC for 2 hours midweek and for 3 match slots each Saturday. It is recommended this site be identified as a site of strategic reserve for hockey in Charnwood and therefore the AGP to be prioritised as a hockey appropriate surface in the future.				PR: This site should be protected as "sports facilities" in the Local Plan.	PR: This site should be protected as "sports facilities" in the Local Plan.




SUB-AREA	SPORT													
	SOAR VALLEY	SETTLEMENT	SITE	POSTCODE	SITE OWNERSHIP / MANAGEMENT	FOOTBALL	CRICKET	RUGBY UNION	HOCKEY	BOWLS	CYCLING	GOLF	NETBALL	TENNIS
						E: It is recommended that Charnwood Borough Council and England Hockey replace the surface of the AGP with a sand-dressed surface as soon as possible as the current surface is over 10 years old and showing signs of age.			E: It is recommended that the pitch be refurbished as a sand-dressed pitch. This facility is vital to the continued, secured provision of hockey in the area. As neither hockey club using the site is England Hockey affiliated, it is recommended Charnwood Borough Council works with the leisure trust, the clubs and Sport England to identify funding streams for replacing the pitch surface.				E: The pitch surface should be replaced with a multi-sport one to enable netball to be played here in the future (no netball is currently played at this site).	E: The pitch surface should be replaced with a multi-sport one to enable tennis to be played here in the future (no tennis is currently played at this site).
						PV: no further provision has been identified for this site.			This recommendation fits with that in the 2018 Built Facility Strategy, which identifies this site as having potential, if retained as sand-dressed, for hosting outdoor netball, building on the trial partnership between NGBs of netball, tennis and hockey working together to utilise these surfaces.					
									PV: Should all unsecured sites become unavailable for community hockey and Loughborough Endowed School declines a formal community use agreement with England Hockey and the clubs, it is recommended that this site be designated as the hockey centre for					




SUB-AREA	SPORT													
	SOAR VALLEY	SETTLEMENT	SITE	POSTCODE	SITE OWNERSHIP / MANAGEMENT	FOOTBALL	CRICKET	RUGBY UNION	HOCKEY	BOWLS	CYCLING	GOLF	NETBALL	TENNIS
									Charnwood, with a water-based pitch (allowing Loughborough Town to continue to have access to a water-based pitch).					
	Mountsorrel	Soar Valley Bowls Club	LE7 7NL	Private – Commercial										
	Quorn	Farley Way Stadium	LE12 8PE	Parish Council	PR: The site should be protected as “playing fields” in the Local Plan. The site is used by Quorn FC along with wider community use.									
					E: No further enhancement has been identified for this site									
					PV: No further provision has been identified for this site									
					PR: Football AGP – The site should be protected as “playing fields” in the Local Plan. The site is used by Quorn FC along with wider community use. The pitch surface will need to be replaced in the next 7–8 years.									
					E: No further enhancement has been identified for this site									
					PV: No further provision has been									




SUB-AREA	SPORT													
	SOAR VALLEY	SETTLEMENT	SITE	POSTCODE	SITE OWNERSHIP / MANAGEMENT	FOOTBALL	CRICKET	RUGBY UNION	HOCKEY	BOWLS	CYCLING	GOLF	NETBALL	TENNIS
						identified for this site.								
	Quorn	Riverside Park	LE12 8EN	Sports Club	PR: The site should be protected as "playing fields" in the Local Plan. The site is used by Barrow Town FC for all their football activity.									
					E: No further enhancement has been identified for this site.									
					PV: No further provision has been identified for this site.									
	Quorn	Caves Field	LE12 8EP	Parish Council		PR: The site should be protected as "playing fields" in the Local Plan. This site is used by Quorn Cricket Club for five teams.								
						E: It is recommended that the club works with the LCCC and ECB in order to establish funding sources for renovation to the existing ancillary facility, focusing specifically on the changing room provision.								
						PV: The club has over 70 registered colts and project this to rise in the short to medium term; consequently, it is recommended that the club works with the LCCC and ECB in order to construct a new artificial wicket on-								




SUB-AREA	SPORT													
	SOAR VALLEY	SETTLEMENT	SITE	POSTCODE	SITE OWNERSHIP / MANAGEMENT	FOOTBALL	CRICKET	RUGBY UNION	HOCKEY	BOWLS	CYCLING	GOLF	NETBALL	TENNIS
							site to enhance the carrying capacity							
	Quorn	Rawlins Academy	LE12 8DY	Academy Trust	PR: The site should be protected as "playing fields" in the Local Plan. The site is used by Quorn Juniors FC for U7s-Adults. The site is also used for adult football by CSKA Carnabys, Mountsorrel FC and Quorn Royals 2008.			PR: The site should be protected as "playing fields" in the Local Plan. The site is used by Quorn RFC who have one adult men's team.					PR: This site should be protected as "sports facilities" in the Local Plan.	PR: This site should be protected as "sports facilities" in the Local Plan.
					E: The site is currently operating over capacity for 11 v 11 pitches by 2.5 match equivalents per week. It is therefore recommended that the pitches be reconfigured to add 2 additional 11 v 11 pitches at the expense of the mini pitches. The mini capacity lost by this measure can be made up for through over-marking or by using the AGP for mini soccer matches.			E: It is recommended the RFU work with the club and the academy to identify ways of improving the maintenance of the pitches. It is also recommended the RFU assists the club and the academy to find sources of funding to help finance any new maintenance procedures required by the site.					E: This site should be upgraded to a minimum of standard quality netball courts.	E: It is recommended that all courts be upgraded to a minimum of standard quality. This includes bringing the quality of posts, fencing, lines and the surfaces to an appropriate level.




SUB-AREA	SPORT												
	SETTLEMENT	SITE	POSTCODE	SITE OWNERSHIP / MANAGEMENT	FOOTBALL	CRICKET	RUGBY UNION	HOCKEY	BOWLS	CYCLING	GOLF	NETBALL	TENNIS
SOAR VALLEY					It is also recommended that in order to add reserve capacity to the site to allow Quorn Juniors to continue growing, that the maintenance of the site be increased to produce a good pitch rating. It is recommended that the FF and the LRFA work with Quorn Juniors and the academy to identify what maintenance procedures should be added to the regime and identify potential funding sources to help finance these additional maintenance procedures. Ideally changing rooms should be available on-site; Quorn Juniors is currently exploring options to develop this provision.		PV: No further provision has been identified for this site.						
					PV: It is recommended the FF and the LRFA ensure the site has the appropriate goals to meet the demands of clubs using the site. The FF and the LRFA should work with the clubs and the school to identify funding for this.								
					PR: Football AGP – the site should be protected as “playing fields” in the Local Plan. The pitch surface will need to be replaced in the next 7–8 years. The site is used by								




SUB-AREA	SPORT													
	SOAR VALLEY	SETTLEMENT	SITE	POSTCODE	SITE OWNERSHIP / MANAGEMENT	FOOTBALL	CRICKET	RUGBY UNION	HOCKEY	BOWLS	CYCLING	GOLF	NETBALL	TENNIS
						Quorn Juniors FC for U7s-Adults. The site is also used for adult football by CSKA Carnabys, Mountsorrel FC and Quorn Royals 2008.								
	Quorn	Quorn Mills Park Bowling Club	LE12 8DT	Private						PR: This site should be protected as "sports facilities" in the Local Plan.				
										E: The site is a priority for investment to improve facilities.				
	Quorn	Quorn Playing Fields (Loughborough Endowed Schools)	LE12 8AJ	Private – School	PR: The site should be protected as "playing fields" in the Local Plan. There is not community use of this site recorded by this study; however, the site is well used by the Loughborough Endowed Schools for PE and school fixtures.	PR: This site should be protected as "playing fields" in the Local Plan. The site is not used by the community but is used by the school for matches, training, physical education and other activity.	PR: The site should be protected as "playing fields" in the Local Plan. The site is not used by the community for rugby union but is used by the school's teams for matches and PE lessons							PR: The site should be protected as "playing fields" in the Local Plan. The site is used by Beacon Tennis Club.
					E: No further enhancement has been identified for this site.	E: It is recommended that the school works with the LCCC and ECB in order to enhance the current artificial wicket on site, therefore accommodating further junior cricket demand.	E: No further enhancement has been identified for this site.							E: Opportunities to increase capacity at this site should be a priority, e.g. floodlights, improved courts, etc.
					PV: No further provision has been identified for this site.	PV: No further provision has been identified as part of this study.	PV: No further provision has been identified for this site.							




SUB-AREA	SPORT													
	SOAR VALLEY	SETTLEMENT	SITE	POSTCODE	SITE OWNERSHIP / MANAGEMENT	FOOTBALL	CRICKET	RUGBY UNION	HOCKEY	BOWLS	CYCLING	GOLF	NETBALL	TENNIS
							It is recommended that the LCCC and ECB work with the Parish Council and current volunteer maintenance provider on site to identify ways to improve the sustainability of the site moving forward, and therefore reduce the risk of it being lost as a cricket pitch.							
							If no future use can be established for the site, it should continue to be protected as "playing fields" in the Local Plan as it is used for football by Woodhouse Imperial FC.							
							E: Should a user base for the site be established, it is recommended that the ECB and LCCC work with the Parish Council to improve the condition of the ancillary facilities.							
							PV: No further provision has been identified as part of this study.							
	Rothley	Fowkes St Park	LE7 7PJ	Parish Council	PR: The site should be protected as "playing fields" in the Local Plan. The site is used by Rothley Imps Juniors for age groups U7–12.									
					E: The site had 10 cancellations last year due to poor drainage. It is recommended that the FF and LRFA work with the club and Rothley PC to									




SUB-AREA	SPORT													
	SOAR VALLEY	SETTLEMENT	SITE	POSTCODE	SITE OWNERSHIP / MANAGEMENT	FOOTBALL	CRICKET	RUGBY UNION	HOCKEY	BOWLS	CYCLING	GOLF	NETBALL	TENNIS
						identify enhanced maintenance procedures that would effectively address this issue. The FF and LRFA should work with the club and PC to identify how this enhanced maintenance should be funded.								
						PV: It is recommended the FF and LRFA help the club and Rothley PC ensure that appropriately sized, portable goals are available for the site. It is recommended the FF and LRFA help the club and PC to identify sources of funding for this.								
	Rothley	Rothley C of E Primary School	LE7 7RZ	Academy Trust	PR: The site should be protected as "playing fields" in the Local Plan. There is no community use of this site recorded by this study; however, the site is well-used by the school for PE and school fixtures.									
					E: No further enhancement has been identified for this site.									
					PV: No further provision has been identified for this site.									
	Rothley	Rothley Ivanhoe Tennis Club	LE7 7PS	Charity / Trust										PR: The site should be protected as "playing fields" in the Local Plan. The site provides for a community tennis club.




SUB-AREA	SPORT													
	SOAR VALLEY	SETTLEMENT	SITE	POSTCODE	SITE OWNERSHIP / MANAGEMENT	FOOTBALL	CRICKET	RUGBY UNION	HOCKEY	BOWLS	CYCLING	GOLF	NETBALL	TENNIS
														E: Opportunities to increase capacity at this site should be a priority, e.g. floodlights, improved courts etc.
	Rothley	Rothley Park Golf Club	LE7 7LH	Sports Club								PR: This site should be protected as "sports facilities" in the Local Plan.		
												E: A driving range should be supported on this site if planning application is made.		
	Rothley	Rothley Bowls Club	LE7 7PS	Charity / Trust						PR: This site should be protected as "sports facilities" in the Local Plan.				
	Rothley	Rothley Park Cricket Ground	LE7 7QB	Private		PR: The site is used by Rothley Park CC to meet all of the club demand. The club fields 3 x Adult teams plus youth teams from U7 to U17. The site should be protected as "playing fields" in the Local Plan.								
						E: The club would like to incorporate their dilapidated scoreboard and storage sheds into the design of the new pavilion. This would not only improve the aesthetic of the ground, but improve the security of maintenance equipment on the site.								




SUB-AREA	SPORT													
	SOAR VALLEY	SETTLEMENT	SITE	POSTCODE	SITE OWNERSHIP / MANAGEMENT	FOOTBALL	CRICKET	RUGBY UNION	HOCKEY	BOWLS	CYCLING	GOLF	NETBALL	TENNIS
							PV: No further provision has been identified by this study.							
	Sileby	Memorial Park	LE12 7TP	Charity / Trust	PR: The site should be protected as "playing fields" in the Local Plan. The site is used by Sileby Juniors for ages U7-16. The site is used by Sileby Victoria for Adult 11 v 11 matches.									
					E: It is recommended that the maintenance on the pitches is improved to address poor drainage and the lack of grass coverage on the site. It is recommended that the FF and LRFA work with the Sileby PC to identify what additional maintenance procedures are required by the site.									
					PV: No further provision has been identified for this site.									
	Sileby	Sileby Town Football Club	LE12 7WN	Sports Club	PR: The site should be protected as "playing fields" in the Local Plan. The site is used by Sileby Town FC.									
					E: No further enhancement has been identified for this site.									
					PV: No further provision has been									




SUB-AREA	SPORT													
	SOAR VALLEY	SETTLEMENT	SITE	POSTCODE	SITE OWNERSHIP / MANAGEMENT	FOOTBALL	CRICKET	RUGBY UNION	HOCKEY	BOWLS	CYCLING	GOLF	NETBALL	TENNIS
						identified for this site.								
	Sileby	Sileby Town Cricket Club	LE12 7UX	Sports Club			PR: This site should be protected as "playing fields" in the Local Plan. The site is used by Sileby Town CC for 7 teams.							
						E: No further enhancement has been identified for this site.	E: The site's first team pitch is not of adequate size to meet Leicestershire Premier League pitch requirements. It is recommended that the ECB and LCCC work with the club to bring the 2 nd pitch (western pitch) up to the appropriate quality to host premier league matches.							
						PV: No further provision has been identified for this site.	PV: It is recommended that the ECB and LCCC support the club in building a changing facility next to the westerly pitch. This new facility would need to comply with ECB and league requirements.							
							It is recommended that the club works with the LCCC and ECB to identify funding for a second artificial wicket, for the pitch to the west of the site. This would accommodate junior matches and increase junior demand carrying capacity at the site.							




SUB-AREA	SPORT													
	SOAR VALLEY	SETTLEMENT	SITE	POSTCODE	SITE OWNERSHIP / MANAGEMENT	FOOTBALL	CRICKET	RUGBY UNION	HOCKEY	BOWLS	CYCLING	GOLF	NETBALL	TENNIS
	Sileby	Sileby LTC	LE12 7EE	Charity / Trust										PR: The site should be protected as "playing fields" in the Local Plan. The site provides for a community tennis club.
	Sileby	Sileby Bowls Club	LE12 7EE	Charity / Trust						PR This site should be protected as "sports facilities" in the Local Plan.				
										E: The site is a priority for investment to improve facilities.				
	Syston	Memorial Ground	LE7 1HF	Town Council	PR: The site should be protected as "playing fields" in the Local Plan. The site is used by Syston Brookside FC and Kirkland for Adult 11 v 11 football. The site is also used by Syston Town Juniors for ages U9-U18. E: It is recommended the FF, LRFA, Charnwood Borough Council work with Syston Parish Council to refurbish and extend the ancillary facility (including changing) so that it meets FF specifications. It is recommended that the FF, LRFA and Charnwood Borough Council work with the PC to identify funding sources for this enhancement.									
					It is recommended that the car park should be extended to accommodate									




SUB-AREA	SPORT													
	SOAR VALLEY	SETTLEMENT	SITE	POSTCODE	SITE OWNERSHIP / MANAGEMENT	FOOTBALL	CRICKET	RUGBY UNION	HOCKEY	BOWLS	CYCLING	GOLF	NETBALL	TENNIS
						more cars at peak time.								
						PV: It is recommended that Syston PC improves signage and dedicated bins to address the dog fouling issue on this site.								
						It is recommended the FF and the LRFA work with the PC and the clubs using the site to ensure appropriately sized goals are available on the site for Youth 11 v 11 matches.								
	Syston	Wreake Valley Academy	LE7 1LY	Academy Trust	PR: The site should be protected as "playing fields" in the Local Plan. The site is used by Riverside United Juniors and Syston Town Juniors FC for ages U7-U11 and for training (on the AGP). The site is also used for PE and school fixtures.			PR: The site should be protected as "playing fields" in the Local Plan. The site is not used by the community for rugby union but is used by the school's student teams for matches and PE lessons.					PR: This site should be protected as "sports facilities" in the Local Plan.	PR: This site should be protected as "sports facilities" in the Local Plan.
					E: It is recommended that the FF and the LRFA work with the school and the club to address the poor drainage on site by improving the quality of the maintenance of pitches. The FF and LRFA should work with the clubs and the school to identify what procedures should be added to the maintenance regime and the potential sources of			E: No further enhancement has been identified for this site.					E: This site should be upgraded to a minimum of standard quality netball courts.	E: It is recommended that all courts be upgraded to a minimum of standard quality. This includes bringing the quality of posts, fencing, lines and the surfaces to an appropriate level.




SUB-AREA	SPORT													
	SOAR VALLEY	SETTLEMENT	SITE	POSTCODE	SITE OWNERSHIP / MANAGEMENT	FOOTBALL	CRICKET	RUGBY UNION	HOCKEY	BOWLS	CYCLING	GOLF	NETBALL	TENNIS
						<p>funding for this project.</p>								
					<p>It is recommended that the pitches be resized in order to be more appropriate for the community use. The FF and LRFA should ensure all appropriate goal posts are available at this site and should work with the school to identify sources of funding to add any required goal posts.</p>			<p>PV: No further provision has been identified for this site.</p>						
					<p>PV: It is recommended that Charnwood Borough Council and the school add signage and dedicated bins to the site to address the issue of dog fouling on site.</p>									
					<p>PR: Football AGP – the site should be protected as “playing fields” in the Local Plan. The site is used by Riverside United Juniors and Syston Town Juniors FC for ages U7–U11 and for training (on the AGP). The site is also used for PE and school fixtures. The pitch surface should be replaced in the next 7–8 years.</p>									




SUB-AREA	SPORT													
	SOAR VALLEY	SETTLEMENT	SITE	POSTCODE	SITE OWNERSHIP / MANAGEMENT	FOOTBALL	CRICKET	RUGBY UNION	HOCKEY	BOWLS	CYCLING	GOLF	NETBALL	TENNIS
	Syston	Syston Cricket Club	LE7 1NH	Sports Club		PR: This site should be protected as "playing fields" in the Local Plan. The site is used by Syston Town CC for eight teams.								
						E: The site narrowly misses Leicestershire Premier League Ground specifications due to the length of the straight boundary towards the south/south-west of the site. It is recommended the club explores any possibility of extending their ground in this direction. The ECB and LCCC should work with the club to help ensure it complies with premier league requirements where possible.								
						PV: No further provision has been identified as part of this study.								
	Syston	Syston Rugby Football Club	LE7 3FE	Sports Club		PR: This site should be protected as "playing fields" in the Local Plan. The site is used by the thirteen teams of Queniborough CC.	PR: The site should be protected as "playing fields" in the Local Plan. The site is owned and used by Syston RFC, which has 14 team across adult and junior age groups. As the second largest club in the borough, this site is strategically important for rugby union.							PR: The site should be protected as "playing fields" in the Local Plan. The site provides for Queniborough Tennis Club.




SUB-AREA	SPORT												
	SETTLEMENT	SITE	POSTCODE	SITE OWNERSHIP / MANAGEMENT	FOOTBALL	CRICKET	RUGBY UNION	HOCKEY	BOWLS	CYCLING	GOLF	NETBALL	TENNIS
SOAR VALLEY						<p>E: Due to a large expansion in the junior set-up over recent years, it is recommended that the club works with the LCCC and ECB in order to renovate the existing non-turf pitch so that it can offset some of the junior demand on the site. Due to the influx of players, it is also recommended that the club works with the ECB and LCCC to improve ancillary provision on site. This support should be identifying funding sources in order to renovate the existing facility.</p>	<p>E: It is recommended the RFU helps the club to identify any potential sources for financing their pitch barrier project.</p>						
						<p>PV: No further provision has been identified as part of this study.</p>	<p>It is recommended that the RFU continues to work with the club in identifying further maintenance works that can be undertaken to enhance capacity on the site. The site's current capacity means that no additional teams can play on the site at present. This is a significant barrier to rugby development in the area as it is projected that there is future demand for two more teams on this site.</p>						




SUB-AREA	SPORT												
	SETTLEMENT	SITE	POSTCODE	SITE OWNERSHIP / MANAGEMENT	FOOTBALL	CRICKET	RUGBY UNION	HOCKEY	BOWLS	CYCLING	GOLF	NETBALL	TENNIS
SOAR VALLEY							<p>In order to increase capacity on the site and meet demand, it is recommended that, should the club be able to demonstrate the resources and expertise to maintain the pitches to the level required, the RFU should support the club in installing artificial drainage on a minimum of 1 of the pitches on the site. This will provide an additional 0.5–1.25 carrying capacity for the pitches and therefore provide enough spare capacity to meet existing demand and have spare capacity to facilitate further club growth and development.</p>						
							<p>PV: The club does not currently offer any female rugby development. It is recommended that the RFU works with the club to identify options for developing female rugby teams (such as self-contained changing rooms) and helps the club to identify solutions for overcoming existing developmental barriers. This may include identifying sources of funding for an extension to the clubhouse or changing block.</p>						




SUB-AREA	SPORT													
	SOAR VALLEY	SETTLEMENT	SITE	POSTCODE	SITE OWNERSHIP / MANAGEMENT	FOOTBALL	CRICKET	RUGBY UNION	HOCKEY	BOWLS	CYCLING	GOLF	NETBALL	TENNIS
								The site is also reported to be used by county squads for mid-week training sessions (this is not included as part of the demand analysis for this site due to the infrequency of these sessions). This places additional demand on the floodlit capacity of the site, which is already thought to be significantly over capacity. It is recommended that fixed floodlights be added to another pitch in order to increase mid-week training capacity at the site and allow the club to rotate the designated training areas in order to rest overused areas.						
	Syston	Syston Northfields LTC	LE7 1HW	Sports Club										PR: The site should be protected as "playing fields" in the Local Plan. The site provides for a community tennis club.
	Syston	Central Park (Syston Bowling Club)	LE7 1UR	Town Council						PR: This site should be protected as "sports facilities" in the Local Plan.				
	Syston	Fosseway Bowling Club	LE7 1NE	Sports Club						PR: This site should be protected as "sports facilities" in the Local Plan.				
	Syston	(Deville Park (BMX))	LE7 2BY	Town Council							PR: This site should be protected as "sports facilities" in the Local Plan.			



SUB-AREA	SPORT													
	SOAR VALLEY	SETTLEMENT	SITE	POSTCODE	SITE OWNERSHIP / MANAGEMENT	FOOTBALL	CRICKET	RUGBY UNION	HOCKEY	BOWLS	CYCLING	GOLF	NETBALL	TENNIS
	Thurmaston	Elizabeth Park Sports & Community Centre	LE4 8FN	Sports Club	PR: The site should be protected as "playing fields" in the Local Plan. The site is used by Thurmaston FC for most of its football activity. The 3G AGP is also used by the club for training.					PR: This site should be protected as "sports facilities" in the Local Plan.				No recommendations made.
										E: The site is a priority for investment to improve facilities.				
					PV: No further provision has been identified for this site									
	Thurmaston	Jubilee Park	LE4 8GP	Parish Council	PR: The site should be protected as "playing fields" in the Local Plan.									
					E: No further enhancement has been identified for this site									
					PV: It is recommended the FF and LRFA works with Thurmaston PC and the club to ensure the appropriately sized pitches and goals are being provided for the site.									
	Thurmaston	Newark Road	LE4 8EJ	Parish Council	PR: No community demand has been identified for this site by this study. It is recommended that this site should be protected as Open Space as part of the Local Plan.									
					E: No further enhancement has									




SUB-AREA	SPORT													
	SOAR VALLEY	SETTLEMENT	SITE	POSTCODE	SITE OWNERSHIP / MANAGEMENT	FOOTBALL	CRICKET	RUGBY UNION	HOCKEY	BOWLS	CYCLING	GOLF	NETBALL	TENNIS
						been identified for this site.								
						PV: No further provision has been identified for this site.								
	Thurmaston	The Roundhill Academy Sports Ground	LE4 8GQ	Academy Trust	PR: The site should be protected as "playing fields" in the Local Plan. The site is used by Thurmaston Conservative Club for adult football as well as the school for PE and school fixtures.	PR: This site should be protected as "playing fields" in the Local Plan. The site is not used by the community but is used by the school for matches, training, physical education and other activity.							PR: This site should be protected as "sports facilities" in the Local Plan.	PR: This site should be protected as "sports facilities" in the Local Plan.
					E: No further enhancement has been identified for this site.	E: It is recommended that the school works with the ECB and LCCC in order to identify sources of funding to renovate the non-turf pitch on site. This would be utilised fully due to the junior cricket demand on site and would therefore increase the carrying capacity of the site.							E: This site should be upgraded to a minimum of standard quality netball courts.	E: It is recommended that all courts be upgraded to a minimum of standard quality. This includes bringing the quality of posts, fencing, lines and the surfaces to an appropriate level.
						PV: No further provision has been identified for this site.	PV: No further provision has been identified as part of this study.							




THE WOLDS


SUB-AREA					SPORT				
THE WOLDS	SETTLEMENT	SITE	POSTCODE	SITE OWNERSHIP / MANAGEMENT	FOOTBALL	CRICKET	BOWLS	GOLF	TENNIS
	Burton-on-the-Wolds	Towles Field	LE12 5TD	Charity / Trust	PR: The site should be protected as “playing fields” in the Local Plan. The site is used by Burton FC and Loughborough Emmanuel FC for adult football.	PR: No demand has been recorded on this site as part of this study. It is recommended the site be protected as “playing fields” in the Local Plan as the site is used for community football.			PR: The site should be protected as “playing fields” in the Local Plan. The site provides for a Tennis Club.
					E: It is recommended that the FF and the LRFA work with the Playing Fields Association and the clubs to address the poor drainage on site by improving the quality of the maintenance of pitches. The FF and LRFA should work with the club and the Playing Fields Association to identify what procedures should be added to the maintenance regime and the potential sources of funding for this project.	E: No further enhancement has been identified as part of this study.			E: Opportunities to increase capacity at this site should be a priority, e.g. floodlights, improved courts etc.
					It is recommended that the FF and the LRFA work with the club and the Playing Fields Association to identify funding sources to upgrade the changing facilities to FF standards.	PV: No further provision has been identified as part of this study.			
					PV: No further provision has been identified for this site.				
	Seagrave	Park Hill Golf Club (NOW CLOSED)	LE12 7NG	Commercial				PR: This site should be protected as “sports facilities” in the Local Plan.	
	Walton-on-the-Wolds	Walton-on-the-Wolds Cricket Club	LE12 8HT	Charity / Trust		PR: This site should be protected as “playing fields” in the Local Plan, the site is used by Walton le Wolds CC for four adult teams.			



SUB-AREA					SPORT				
THE WOLDS	SETTLEMENT	SITE	POSTCODE	SITE OWNERSHIP / MANAGEMENT	FOOTBALL	CRICKET	BOWLS	GOLF	TENNIS
						E: The ancillary facility is ranked one of the lowest in the sub-area. It is recommended that the club works with the ECB and LCCC in order to source funding for ancillary renovation in order to improve provision on site.			
						It is also recommended that the club works with the LCCC in order to establish an improved maintenance provision on site with the aim of increasing the quality of the site and its carrying capacity.			
						PV: No further provision has been identified as part of this study.			
	Wymeswold	Burton Lane Recreation Ground	LE12 6UN	Academy Trust	PR: The site should be protected as "playing fields" in the Local Plan. The site is used by FC Wymeswold for adult football.				
					E: It is recommended the FF and LRFA work with the club and Wymeswold PC to address the poor drainage on the site by enhancing the level of maintenance. It is recommended the site be inspected by an IOG-accredited inspector to identify the precise maintenance procedures required to improve drainage. It is recommended the FF and LRFA work with the club, Charnwood Borough Council and Wymeswold PC to identify possible funding sources for this enhanced maintenance.				
					PV: No further provision has been identified for this site				
						PR: The site should be protected as "playing fields" in the Local Plan. This site is used by Wymeswold CC for four teams.			




SUB-AREA					SPORT				
THE WOLDS	SETTLEMENT	SITE	POSTCODE	SITE OWNERSHIP / MANAGEMENT	FOOTBALL	CRICKET	BOWLS	GOLF	TENNIS
						E: It is recommended that the club works with the LCCC and ECB in order to identify sources of funding for renovation of the existing built net facility.			
						It is also recommended that the club works with the ECB, LBC and Charnwood Borough Council in order to identify funding sources to extend the pavilion further, to ultimately replace the current maintenance equipment sheds and electronic scoreboard, improving the quality of provision on site.			
						PV: No further provision has been identified as part of this study.			
	Wymeswold	Hillside Farm	LE12 6UE	Private	PR: No demand has been identified for this site by this study. It is recommended the site be designated as private agricultural land in the Local Plan.				
					E: No further enhancement has been identified for this site.				
					PV: No further provision has been identified for this site.				
	Wymeswold	Wymeswold Bowls Club	LE12 6TY	Parish Council			PR: This site should be protected as "sports facilities" in the Local Plan.		



APPENDIX H: SUMMARY OF SITE REQUIREMENTS BY SPORT

FOOTBALL – KEY SITES FOR INVESTMENT


SITE	SUB-AREA	AVAILABLE FOR SECURED COMMUNITY USE?	IMPROVED MAINTENANCE DUE TO OVER PLAY	SITES NEEDING PORTABLE GOALS	POOR DRAINAGE	IMPROVEMENTS TO CHANGING FACILITIES	NEW AGP	FACILITY FOR IMPROVEMENT		
								PITCH(ES)	CHANGING FACILITIES	OTHER
BURTON LANE RECREATION GROUND	The Wolds	Y			Y			Y		
DERBY ROAD SPORTS GROUND	Loughborough	Y				Y			Y	
FOWKES ST PARK	Soar Valley			Y	Y					
JUBILEE PLAYING FIELDS	Rural South East	Y	Y	Y	Y					
KING GEORGE'S FIELD	Charnwood Forest	Y			Y	Y				
LITTLE HAW LANE	Shepshed-Hathern	Y			Y					
LODGE FARM SPORTS GROUND	Loughborough	Y				Y				
LOUGHBOROUGH DYNAMO FC	Loughborough	Y				Y	Y			
MEADOW LANE (SITE 2)	Soar Valley	Y			Y	Y			Y	
MEMORIAL PARK	Soar Valley	Y			Y					
MEMORIAL RECREATION GROUND	Soar Valley	Y	Y			Y			Y	
NANPANTAN SPORTS GROUND	Loughborough	Y				Y			Y	
PASTURE LANE PLAYING FIELDS (SITE 2)	Shepshed-Hathern	Y				Y			Y	
RAWLINS ACADEMY	Soar Valley	Y	Y	Y						




SITE	SUB-AREA	AVAILABLE FOR SECURED COMMUNITY USE?	IMPROVED MAINTENANCE DUE TO OVER PLAY	SITES NEEDING PORTABLE GOALS	POOR DRAINAGE	IMPROVEMENTS TO CHANGING FACILITIES	NEW AGP	FACILITY FOR IMPROVEMENT		
								PITCH(ES)	CHANGING FACILITIES	OTHER
ROTHLEY SPORT AND SOCIAL CLUB	Soar Valley	Y		Y		Y				
THE DOVECOTE STADIUM	Shepshed-Hathern	Y				Y				
TOWLES FIELDS	The Wolds	Y			Y					Goal Posts

CRICKET – KEY SITES FOR INVESTMENT

SITE	SUB-AREA	AVAILABLE FOR SECURED COMMUNITY USE?	NEW/ REPLACEMENT NETS	PITCH MAINTENANCE	IMPROVED ANCILLARY FACILITIES	FACILITY FOR IMPROVEMENT			
						GRASS WICKETS	ARTIFICIAL WICKET	NON-TURF PRACTICE NETS (NTNS)	OUTFIELD
BARROW TOWN CRICKET CLUB	Soar Valley	Y			Y Fencing, Storage		Y		
BURTON LANE RECREATION GROUND	The Wolds	Y			Y Storage			Y	
CAVES FIELD	Soar Valley	Y			Y Pavilion				
COSSINGTON RECREATION	Rural South East	Y		Y	Y Pavilion	Y			Y
CROPSTON CRICKET CLUB	Charwood Forest	Y			Y Pavilion				
DERBY ROAD SPORTS GROUND	Loughborough	Y			Y Pavilion				Y
DE LISLE COLLEGE	Loughborough	Y					Y		
LOUGHBOROUGH CARILLON CRICKET CLUB	Loughborough	Y						Y	



SITE	SUB-AREA	AVAILABLE FOR SECURED COMMUNITY USE?	NEW/ REPLACEMENT NETS	PITCH MAINTENANCE	IMPROVED ANCILLARY FACILITIES	FACILITY FOR IMPROVEMENT			
						GRASS WICKETS	ARTIFICIAL WICKET	NON-TURF PRACTICE NETS (NTNS)	OUTFIELD
MORLEY LANE	Shepshed–Hathern	Y		Y	Y Pavilion				
NANPANTAN SPORTS GROUND	Loughborough	Y	Y		Y Pavilion				
NEWTOWN LINFORD CRICKET CLUB	Charnwood Forest	Y					Y		
RATCLIFFE COLLEGE	Rural South East	N				Y			
ROTHLEY PARK CRICKET GROUND	Soar Valley	Y					Y	Y	
SCHOOL LANE PLAYING FIELDS	Soar Valley	Y	Y		Y Pavilion				
ST WINEFRIDE'S CATHOLIC PRIMARY SCHOOL	Shepshed–Hathern	N					Y		
SHEPshed CRICKET CLUB (MORLEY LANE AND PUDDING BAG LANE)	Shepshed–Hathern	Y		Y both sites				Y	
SILEBY TOWN CRICKET CLUB	Soar Valley	Y			Y Pavilion				
SYSTON RUGBY FOOTBALL CLUB	Soar Valley	Y			Y Pavilion		Y		
THE CEDARS ACADEMY	Soar Valley	N					Y		
THE ROUNDHILL ACADEMY SPORTS GROUND	Soar Valley	N					Y		
WALTON ON THE WOLDS CRICKET CLUB	The Wolds	Y		Y		Y			
WOODBROOK VALE HIGH SCHOOL	Loughborough	N					Y		



RUGBY UNION – KEY SITES FOR INVESTMENT

SUB-AREA	SITE NAME	INVESTMENT IN IMPROVED FACILITIES	INVESTMENT IN MAINTENANCE
CHARNWOOD FOREST	Anstey Rugby Pitch	Y	Y
RURAL SOUTH EAST	Cossington Recreation Ground	Y	Y
LOUGHBOROUGH	Loughborough Rugby Football Club	Y	Y
SOAR VALLEY	Syston Rugby Football Club	Y	Y

HOCKEY – KEY SITES FOR INVESTMENT


SUB-AREA	SITE NAME	INVESTMENT IN FACILITIES
SOAR VALLEY	Soar Valley Leisure Centre	Y
LOUGHBOROUGH	Loughborough Endowed School	Y Potential new AGP

RUGBY LEAGUE – KEY SITES FOR INVESTMENT

SUB-AREA	SITE NAME	INVESTMENT IN FACILITIES
LOUGHBOROUGH	Loughborough Rugby Football Club	Y
LOUGHBOROUGH	Derby Road Sports Ground	Y Potentially a new pitch

BOWLS – KEY SITES FOR INVESTMENT

SUB-AREA	SITE NAME	INVESTMENT IN FACILITIES
LOUGHBOROUGH	Loughborough Queen's Park	Y
SOAR VALLEY	Quorn Mills Bowls Club	Y
SOAR VALLEY	Sileby Bowls Club	Y
SOAR VALLEY	Elizabeth Park Sports Centre	Y



TENNIS – KEY SITES FOR INVESTMENT


SUB-AREA	SITE NAME	INVESTMENT IN OUTDOOR FLOODLIT TENNIS COURTS
LOUGHBOROUGH	Park Road	Y
SUE	West of Loughborough	Y
SUE	North East of Leicester	Y

NETBALL – KEY SITES FOR INVESTMENT

SUB-AREA	SITE NAME	INVESTMENT IN PLAYING SURFACE
LOUGHBOROUGH	De Lisle College	Y
SOAR VALLEY	Rawlins Academy	Y
SOAR VALLEY	Roundhill Academy	Y
SOAR VALLEY	The Cedars Academy	Y
LOUGHBOROUGH	Woodbrook Vale High School	Y
SOAR VALLEY	Wreake Valley Academy	Y

CYCLING – KEY SITES FOR INVESTMENT

SUB-AREA	SITE NAME	INVESTMENT TO IMPROVE BMX FACILITIES
SUE	West of Loughborough	Y New facility
SHEPshed-HATHERN	Shepshed BMX Track	Y
SOAR VALLEY	King George's Field	Y
SOAR VALLEY	Deville Park	Y



GOLF – KEY SITES FOR INVESTMENT

SUB-AREA	SITE NAME	INVESTMENT TO IMPROVE GOLF FACILITIES AND OPEN SPACE
LOUGHBOROUGH	Shelthorpe	Y